

Penrith Race 1 Distance 1720m

Thursday, 21 August 2025

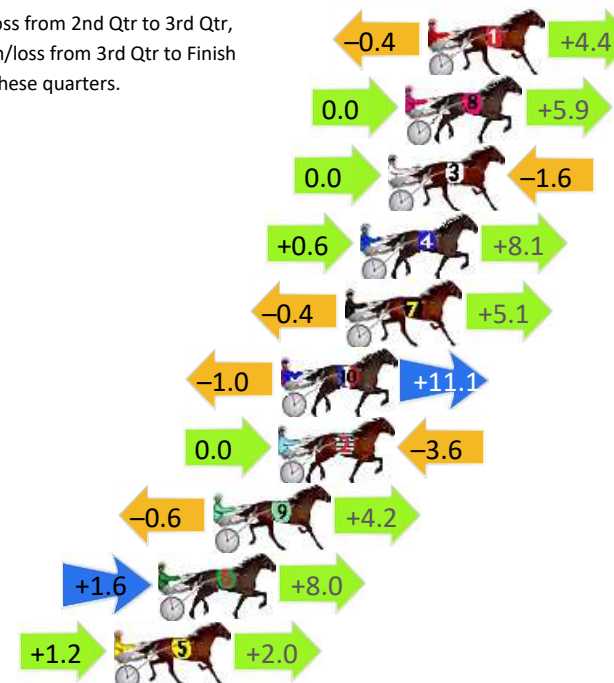
Gross Time: 2:06.40 MileRate: 1:58.30 LeadTime: 7.40s First Qtr: 30.30s Second Qtr: 31.00s Third Qtr: 29.10s Fourth Qtr: 28.60s

DATA TABLE: 800 / 400 Posi's are position from leader and (how wide the horse was at that position)

| No | Horse | Plc | Mar | 800 Posi | 400 Posi | Time | 3rd Qtr | 4th Qt |
|----|---------------------|-----|-------|-----------|-----------|---------|---------|--------|
| 1 | Woodlea Beaver | 1 | 0.0m | 4.0m (0) | 4.4m (0) | 2:06.40 | 29.13s | 28.29s |
| 8 | Okay Gringo | 2 | 0.9m | 6.8m (1) | 6.8m (1) | 2:06.47 | 29.10s | 28.18s |
| 3 | A Vapar Storm | 3 | 1.6m | 0.0m (0) | 0.0m (0) | 2:06.52 | 29.10s | 28.71s |
| 4 | Diletto | 4 | 2.7m | 11.4m (1) | 10.8m (1) | 2:06.60 | 29.05s | 28.02s |
| 7 | Petes Big Jim | 5 | 3.3m | 8.0m (0) | 8.4m (0) | 2:06.65 | 29.13s | 28.24s |
| 10 | Rocknroll Gig | 6 | 5.9m | 16.0m (0) | 17.0m (0) | 2:06.84 | 29.16s | 27.81s |
| 2 | Reign Maker | 7 | 6.0m | 2.4m (1) | 2.4m (1) | 2:06.85 | 29.10s | 28.86s |
| 9 | Rio De Janeiro Blue | 8 | 8.6m | 12.2m (0) | 12.8m (0) | 2:07.05 | 29.14s | 28.30s |
| 6 | Polka Delight | 9 | 10.8m | 20.4m (0) | 18.8m (1) | 2:07.21 | 28.98s | 28.03s |
| 5 | Stellina | 10 | 12.6m | 15.8m (1) | 14.6m (2) | 2:07.35 | 29.01s | 28.46s |

Finish Position and metres gained

First Arrow shows distance gain/loss from 2nd Qtr to 3rd Qtr,
Second Arrow shows distance gain/loss from 3rd Qtr to Finish
Blue arrow indicates best gain in these quarters.



800

Visual positions in race at 2nd Quarter



400

Visual positions in race at 3rd Quarter



Powered by



Harness Analyser

Sectional Analysis Software

Not just form | Free Trial

www.facebook.com/PJHarnessRacing



RISE Digital, Harness Racing Australia nor the provider accepts any responsibility for the completeness or accuracy of any of the information contained herein, and makes no representations about its suitability for any particular purpose. Users should make their own judgements about those matters and/or seek independent advice. You assume all risks associated with use of data provided on this page

Penrith Race 2 Distance 1720m

Thursday, 21 August 2025


Gross Time: 2:04.80 MileRate: 1:56.70 LeadTime: 7.60s First Qtr: 29.90s Second Qtr: 29.60s Third Qtr: 28.10s Fourth Qtr: 29.60s

DATA TABLE: 800 / 400 Posi's are position from leader and (how wide the horse was at that position)

| NoHorse | Plc | Mar | 800 Posi | 400 Posi | Time | 3rd Qtr | 4th Qt |
|---------------------|-----|-------|-----------|-----------|---------|---------|--------|
| 1 Peligroso | 1 | 0.0m | 0.0m (0) | 0.0m (0) | 2:04.80 | 28.10s | 29.60s |
| 5 Shark Dancer | 2 | 2.6m | 3.8m (0) | 4.2m (0) | 2:05.00 | 28.13s | 29.48s |
| 3 American Werewolf | 3 | 3.5m | 1.4m (1) | 2.6m (1) | 2:05.07 | 28.18s | 29.67s |
| 8 Mikibequick | 4 | 3.8m | 9.8m (1) | 8.8m (2) | 2:05.09 | 28.04s | 29.23s |
| 7 Grey Cadillac | 5 | 4.3m | 9.2m (0) | 9.0m (0) | 2:05.13 | 28.09s | 29.25s |
| 2 Boyzhavtime | 6 | 8.6m | 6.0m (1) | 7.6m (1) | 2:05.47 | 28.21s | 29.67s |
| 10 Desiderio | 7 | 10.2m | 13.4m (0) | 13.6m (1) | 2:05.59 | 28.12s | 29.35s |
| 9 Heavenly Reason | 8 | 12.0m | 12.8m (2) | 11.4m (3) | 2:05.73 | 28.00s | 29.64s |
| 4 Madazalways | 9 | 13.4m | 18.6m (0) | 18.0m (1) | 2:05.84 | 28.07s | 29.26s |
| 6 One More Alta | 10 | 20.0m | 17.6m (2) | 15.6m (2) | 2:06.35 | 27.95s | 29.92s |

Finish Position and metres gained

First Arrow shows distance gain/loss from 2nd Qtr to 3rd Qtr,
Second Arrow shows distance gain/loss from 3rd Qtr to Finish
Blue arrow indicates best gain in these quarters.



Visual positions in race at 2nd Quarter



Visual positions in race at 3rd Quarter



Powered by



Harness Analyser

Sectional Analysis Software

Not just form | Free Trial

www.facebook.com/PJHarnessRacing



RISE Digital, Harness Racing Australia nor the provider accepts any responsibility for the completeness or accuracy of any of the information contained herein, and makes no representations about its suitability for any particular purpose. Users should make their own judgements about those matters and/or seek independent advice. You assume all risks associated with use of data provided on this page

Penrith Race 3 Distance 1720m

Thursday, 21 August 2025


Gross Time: 2:02.90 MileRate: 1:55.00 LeadTime: 7.30s First Qtr: 29.00s Second Qtr: 29.60s Third Qtr: 28.50s Fourth Qtr: 28.50s

DATA TABLE: 800 / 400 Posi's are position from leader and (how wide the horse was at that position)

| No | Horse | Plc | Mar | 800 Posi | 400 Posi | Time | 3rd Qtr | 4th Qt |
|----|---------------|-----|-------|-----------|-----------|---------|---------|--------|
| 6 | Lenneth | 1 | 0.0m | 6.8m (1) | 0.0m (1) | 2:02.90 | 28.02s | 28.50s |
| 4 | Theres Wally | 2 | 19.9m | 0.0m (0) | 0.2m (0) | 2:04.39 | 28.51s | 29.90s |
| 9 | Hellovatime | 3 | 22.0m | 15.6m (1) | 12.0m (2) | 2:04.55 | 28.24s | 29.21s |
| 8 | Astral Stride | 4 | 26.1m | 11.2m (1) | 6.2m (2) | 2:04.85 | 28.15s | 29.91s |
| 10 | Eyeknow | 5 | 26.4m | 13.0m (0) | 16.2m (1) | 2:04.88 | 28.73s | 29.22s |
| 1 | Mister Jones | 6 | 27.5m | 4.2m (0) | 7.2m (0) | 2:04.96 | 28.71s | 29.94s |
| 2 | Fulloffight | 7 | 30.3m | 2.8m (1) | 9.0m (1) | 2:05.17 | 28.94s | 30.01s |
| 7 | Jakcam Flyer | 8 | 31.6m | 8.4m (0) | 12.0m (0) | 2:05.27 | 28.76s | 29.89s |

Finish Position and metres gained

First Arrow shows distance gain/loss from 2nd Qtr to 3rd Qtr,
Second Arrow shows distance gain/loss from 3rd Qtr to Finish
Blue arrow indicates best gain in these quarters



800

Visual positions in race at 2nd Quarter



400

Visual positions in race at 3rd Quarter



Powered by



Harness Analyser

Sectional Analysis Software

Not just form | Free Trial

www.facebook.com/PJHarnessRacing



RISE Digital, Harness Racing Australia nor the provider accepts any responsibility for the completeness or accuracy of any of the information contained herein, and makes no representations about its suitability for any particular purpose. Users should make their own judgements about those matters and/or seek independent advice. You assume all risks associated with use of data provided on this page

Penrith Race 4 Distance 2125m

Thursday, 21 August 2025


Gross Time: 2:36.70 MileRate: 1:58.70 LeadTime: 39.10s First Qtr: 31.10s Second Qtr: 30.00s Third Qtr: 28.10s Fourth Qtr: 28.40s

DATA TABLE: 800 / 400 Posi's are position from leader and (how wide the horse was at that position)

| NoHorse | Plc | Mar | 800 Posi | 400 Posi | Time | 3rd Qtr | 4th Qt |
|------------------------|-----|-------|-----------|-----------|---------|---------|--------|
| 1 Petes Crunch Time | 1 | 0.0m | 0.0m (0) | 0.0m (0) | 2:36.70 | 28.10s | 28.40s |
| 7 Ourtreacherous Reign | 2 | 5.2m | 4.6m (0) | 4.4m (0) | 2:37.09 | 28.09s | 28.46s |
| 5 Cash And Bling | 3 | 6.6m | 3.0m (1) | 3.0m (1) | 2:37.19 | 28.10s | 28.65s |
| 3 Mr Teddy | 4 | 7.7m | 7.2m (1) | 7.2m (1) | 2:37.27 | 28.10s | 28.44s |
| 10 Flo Ryda | 5 | 10.8m | 8.4m (0) | 9.0m (0) | 2:37.51 | 28.14s | 28.53s |
| 4 Mister Quirk | 6 | 11.6m | 12.4m (0) | 13.2m (0) | 2:37.57 | 28.16s | 28.29s |
| 9 Zen Master | 7 | 12.2m | 19.8m (1) | 14.0m (2) | 2:37.61 | 27.69s | 28.27s |
| 2 The Greek General | 8 | 13.2m | 11.8m (1) | 11.6m (1) | 2:37.68 | 28.09s | 28.51s |
| 8 Captain Blood | 9 | 15.4m | 15.8m (1) | 16.2m (1) | 2:37.85 | 28.13s | 28.34s |
| 6 Til Heavens Rockn | 10 | 15.6m | 16.8m (0) | 18.0m (0) | 2:37.86 | 28.19s | 28.23s |

Finish Position and metres gained

First Arrow shows distance gain/loss from 2nd Qtr to 3rd Qtr,
Second Arrow shows distance gain/loss from 3rd Qtr to Finish
Blue arrow indicates best gain in these quarters.



800

Visual positions in race at 2nd Quarter



400

Visual positions in race at 3rd Quarter

Penrith Race 5 Distance 1720m

Thursday, 21 August 2025


Gross Time: 2:03.90 MileRate: 1:55.90 LeadTime: 7.40s First Qtr: 27.90s Second Qtr: 29.00s Third Qtr: 29.70s Fourth Qtr: 29.90s

DATA TABLE: 800 / 400 Posi's are position from leader and (how wide the horse was at that position)

| NoHorse | Plc | Mar | 800 Posi | 400 Posi | Time | 3rd Qtr | 4th Qt |
|--------------------|-----|-------|-----------|-----------|---------|---------|--------|
| 4 Marathon Man | 1 | 0.0m | 0.0m (0) | 0.0m (0) | 2:03.90 | 29.70s | 29.90s |
| 8 King Tiger | 2 | 0.5m | 7.8m (1) | 5.8m (1) | 2:03.94 | 29.55s | 29.51s |
| 9 Port Au Prince | 3 | 3.0m | 11.8m (1) | 3.6m (2) | 2:04.13 | 29.09s | 29.86s |
| 1 Merrywood Tony | 4 | 4.6m | 12.2m (0) | 10.2m (1) | 2:04.26 | 29.55s | 29.48s |
| 10 Foxy Dada | 5 | 4.9m | 16.0m (0) | 15.6m (1) | 2:04.28 | 29.67s | 29.10s |
| 6 Itzmineontheline | 6 | 6.7m | 3.8m (1) | 1.6m (1) | 2:04.42 | 29.54s | 30.28s |
| 7 Dougs Flame | 7 | 9.1m | 15.8m (1) | 7.8m (2) | 2:04.61 | 29.11s | 30.00s |
| 2 Lord Memnock | 8 | 12.4m | 8.2m (0) | 12.8m (0) | 2:04.87 | 30.04s | 29.87s |
| 3 Admirable | 9 | 16.7m | 4.2m (0) | 8.2m (0) | 2:05.21 | 29.99s | 30.53s |
| 5 John McLean | 10 | 23.7m | 20.2m (1) | 13.2m (2) | 2:05.76 | 29.18s | 30.68s |

Finish Position and metres gained

First Arrow shows distance gain/loss from 2nd Qtr to 3rd Qtr, Second Arrow shows distance gain/loss from 3rd Qtr to Finish Blue arrow indicates best gain in these quarters.



800

Visual positions in race at 2nd Quarter



400

Visual positions in race at 3rd Quarter



Powered by



Harness Analyser

Sectional Analysis Software

Not just form | Free Trial

www.facebook.com/PJHarnessRacing



RISE Digital, Harness Racing Australia nor the provider accepts any responsibility for the completeness or accuracy of any of the information contained herein, and makes no representations about its suitability for any particular purpose. Users should make their own judgements about those matters and/or seek independent advice. You assume all risks associated with use of data provided on this page

Penrith Race 6 Distance 1720m

Thursday, 21 August 2025

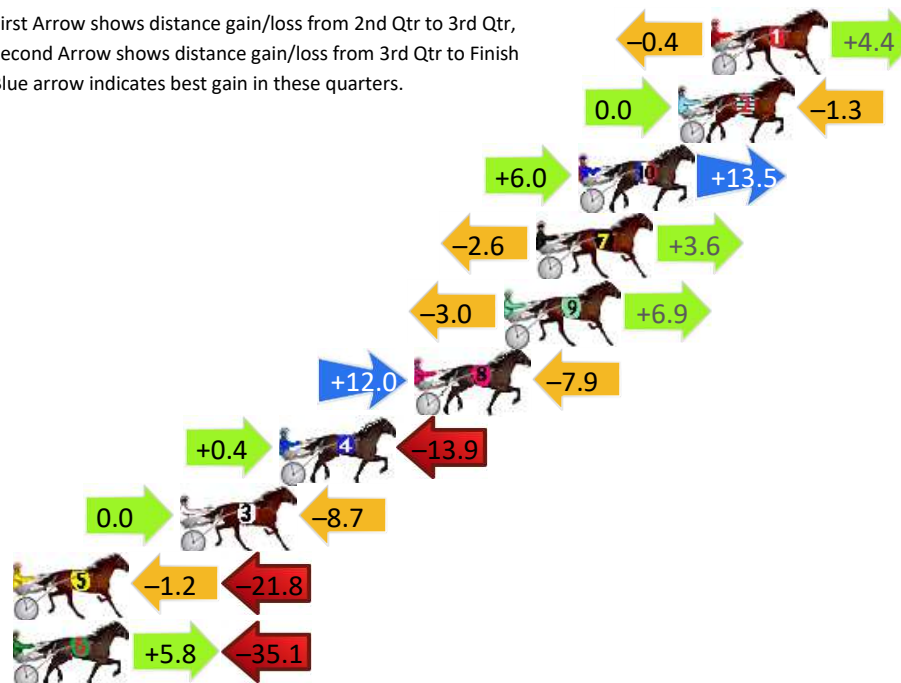
Gross Time: 2:07.20 MileRate: 1:59.00 LeadTime: 7.50s First Qtr: 29.70s Second Qtr: 31.00s Third Qtr: 29.30s Fourth Qtr: 29.70s

DATA TABLE: 800 / 400 Posi's are position from leader and (how wide the horse was at that position)

| No | Horse | Plc | Mar | 800 Posi | 400 Posi | Time | 3rd Qtr | 4th Qt |
|----|-------------------|-----|-------|-----------|-----------|---------|---------|--------|
| 1 | Ima Shinkansen | 1 | 0.0m | 4.0m (0) | 4.4m (0) | 2:07.20 | 29.33s | 29.38s |
| 2 | Might And Victory | 2 | 1.3m | 0.0m (0) | 0.0m (0) | 2:07.30 | 29.30s | 29.80s |
| 10 | Farfalla Stride | 3 | 5.3m | 24.8m (1) | 18.8m (2) | 2:07.61 | 28.87s | 28.70s |
| 7 | Bellrivergirl | 4 | 7.0m | 8.0m (0) | 10.6m (0) | 2:07.74 | 29.49s | 29.43s |
| 9 | Salero | 5 | 8.3m | 12.2m (0) | 15.2m (0) | 2:07.85 | 29.52s | 29.19s |
| 8 | Tiger Eupheme | 6 | 11.9m | 16.0m (2) | 4.0m (2) | 2:08.13 | 28.42s | 30.28s |
| 4 | Sunshine Karamea | 7 | 17.3m | 3.8m (1) | 3.4m (1) | 2:08.55 | 29.26s | 30.73s |
| 3 | Goodtime Miki | 8 | 21.3m | 12.6m (1) | 12.6m (1) | 2:08.86 | 29.30s | 30.34s |
| 5 | Dougs Tribe | 9 | 31.4m | 8.4m (1) | 9.6m (2) | 2:09.64 | 29.38s | 31.31s |
| 6 | Honolulu Princess | 10 | 49.9m | 20.6m (1) | 14.8m (2) | 2:11.08 | 28.86s | 32.29s |

Finish Position and metres gained

First Arrow shows distance gain/loss from 2nd Qtr to 3rd Qtr,
Second Arrow shows distance gain/loss from 3rd Qtr to Finish
Blue arrow indicates best gain in these quarters.



Visual positions in race at 2nd Quarter

800



Visual positions in race at 3rd Quarter

400



Powered by



Harness Analyser

Sectional Analysis Software

Not just form | Free Trial

www.facebook.com/PJHarnessRacing



RISE Digital, Harness Racing Australia nor the provider accepts any responsibility for the completeness or accuracy of any of the information contained herein, and makes no representations about its suitability for any particular purpose. Users should make their own judgements about those matters and/or seek independent advice. You assume all risks associated with use of data provided on this page

Penrith Race 7 Distance 1720m

Thursday, 21 August 2025

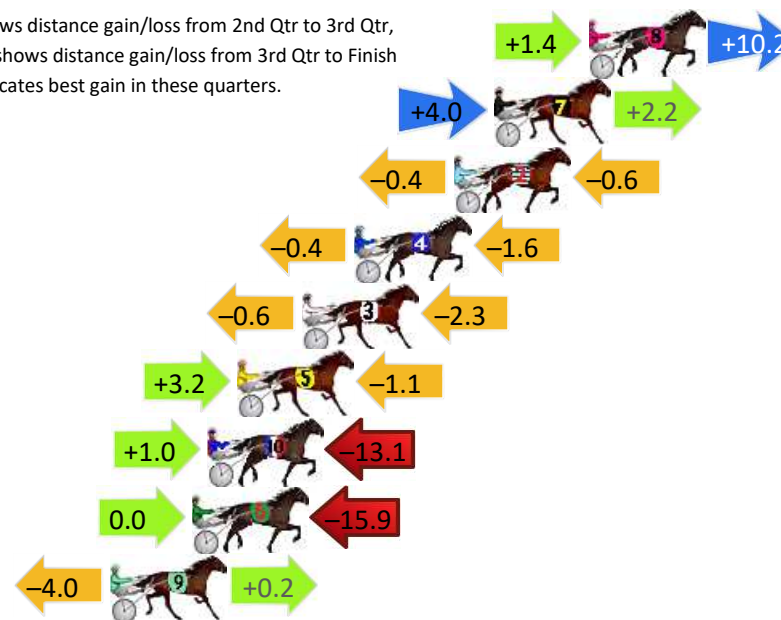
Gross Time: 2:08.30 MileRate: 2:00.00 LeadTime: 7.90s First Qtr: 30.80s Second Qtr: 30.60s Third Qtr: 29.00s Fourth Qtr: 30.00s

DATA TABLE: 800 / 400 Posi's are position from leader and (how wide the horse was at that position)

| No | Horse | Plc | Mar | 800 Posi | 400 Posi | Time | 3rd Qtr | 4th Qt |
|----|--------------------|-----|-------|-----------|-----------|---------|---------|--------|
| 8 | Rudimentary | 1 | 0.0m | 11.6m (1) | 10.2m (2) | 2:08.30 | 28.91s | 29.24s |
| 7 | Inside Magic | 2 | 3.8m | 10.0m (2) | 6.0m (2) | 2:08.60 | 28.71s | 29.84s |
| 2 | Betting On Courage | 3 | 5.4m | 4.4m (0) | 4.8m (0) | 2:08.72 | 29.03s | 30.04s |
| 4 | Arma The Great | 4 | 9.4m | 7.4m (1) | 7.8m (1) | 2:09.04 | 29.03s | 30.12s |
| 3 | For Three Reasons | 5 | 11.5m | 8.6m (0) | 9.2m (0) | 2:09.20 | 29.04s | 30.17s |
| 5 | Celebrity Princess | 6 | 14.1m | 16.2m (1) | 13.0m (1) | 2:09.41 | 28.76s | 30.08s |
| 10 | Ima Sweet Torque | 7 | 15.3m | 3.2m (1) | 2.2m (1) | 2:09.50 | 28.91s | 30.98s |
| 6 | Rock Asset | 8 | 15.9m | 0.0m (0) | 0.0m (0) | 2:09.55 | 28.98s | 31.19s |
| 9 | Eclipse Line | 9 | 19.2m | 15.4m (0) | 19.4m (0) | 2:09.81 | 29.29s | 29.99s |

Finish Position and metres gained

First Arrow shows distance gain/loss from 2nd Qtr to 3rd Qtr,
Second Arrow shows distance gain/loss from 3rd Qtr to Finish
Blue arrow indicates best gain in these quarters.



800

Visual positions in race at 2nd Quarter



400

Visual positions in race at 3rd Quarter



Powered by



Harness Analyser

Sectional Analysis Software

Not just form | Free Trial

www.facebook.com/PJHarnessRacing



RISE Digital, Harness Racing Australia nor the provider accepts any responsibility for the completeness or accuracy of any of the information contained herein, and makes no representations about its suitability for any particular purpose. Users should make their own judgements about those matters and/or seek independent advice. You assume all risks associated with use of data provided on this page

Penrith Race 8 Distance 1720m

Thursday, 21 August 2025



Gross Time: 2:07.20 MileRate: 1:59.00 LeadTime: 7.70s First Qtr: 31.00s Second Qtr: 29.70s Third Qtr: 29.00s Fourth Qtr: 29.80s

DATA TABLE: 800 / 400 Posi's are position from leader and (how wide the horse was at that position)

| No | Horse | Plc | Mar | 800 Posi | 400 Posi | Time | 3rd Qtr | 4th Qt |
|----|--------------------|-----|-------|-----------|-----------|---------|---------|--------|
| 1 | Decipher | 1 | 0.0m | 0.0m (0) | 0.0m (0) | 2:07.20 | 29.00s | 29.80s |
| 7 | Lookin Good Margie | 2 | 5.2m | 4.4m (0) | 4.0m (0) | 2:07.61 | 28.97s | 29.89s |
| 8 | King Corey | 3 | 6.3m | 10.6m (1) | 10.0m (1) | 2:07.69 | 28.96s | 29.53s |
| 9 | Dashing Cheddar | 4 | 6.7m | 8.4m (0) | 8.0m (0) | 2:07.72 | 28.97s | 29.70s |
| 5 | Mizzz Adele | 5 | 7.3m | 15.0m (1) | 14.6m (2) | 2:07.77 | 28.98s | 29.26s |
| 6 | The Best Of You | 6 | 7.7m | 19.4m (1) | 18.6m (2) | 2:07.80 | 28.95s | 28.99s |
| 2 | Bo Duke | 7 | 9.0m | 6.2m (1) | 6.0m (2) | 2:07.90 | 28.98s | 30.02s |
| 4 | Electra Girl | 8 | 13.1m | 18.4m (0) | 15.6m (1) | 2:08.22 | 28.80s | 29.61s |
| 10 | The Poobah | 9 | 14.2m | 13.0m (0) | 12.0m (0) | 2:08.31 | 28.92s | 29.96s |
| 3 | The Maldives | 10 | 18.4m | 1.8m (1) | 3.6m (1) | 2:08.64 | 29.12s | 30.90s |

Finish Position and metres gained

First Arrow shows distance gain/loss from 2nd Qtr to 3rd Qtr,
Second Arrow shows distance gain/loss from 3rd Qtr to Finish
Blue arrow indicates best gain in these quarters.



800

Visual positions in race at 2nd Quarter



400

Visual positions in race at 3rd Quarter