

Tamworth Race 1 Distance 1609m

Thursday, 21 August 2025



Gross Time: 2:00.20 MileRate: 2:00.20 LeadTime: 0.00s First Qtr: 28.60s Second Qtr: 31.00s Third Qtr: 29.80s Fourth Qtr: 30.80s

DATA TABLE: 800 / 400 Posi's are position from leader and (how wide the horse was at that position)

No	Horse	Plc	Mar	800 Posi	400 Posi	Time	3rd Qtr	4th Qt
3	Rum Delight	1	0.0m	6.2m (1)	5.2m (1)	2:00.20	29.73s	30.40s
9	Yogi	2	1.3m	10.2m (1)	9.0m (1)	2:00.30	29.72s	30.21s
10	Double Mach	3	2.8m	14.8m (1)	13.2m (1)	2:00.43	29.69s	30.00s
2	Montana Nights	4	5.7m	4.0m (0)	4.0m (0)	2:00.66	29.80s	30.93s
4	Dolly Miss Molly	5	7.9m	19.2m (1)	19.8m (1)	2:00.84	29.86s	29.89s
8	Three Parts Grey	6	8.4m	12.0m (0)	12.4m (0)	2:00.88	29.84s	30.49s
7	Sweet Sunshine	7	11.0m	8.0m (0)	8.2m (0)	2:01.09	29.81s	31.01s
6	Safe Jewels	8	11.4m	2.2m (1)	1.6m (1)	2:01.12	29.74s	31.55s
5	Hey Dude	9	14.0m	16.0m (0)	16.8m (0)	2:01.33	29.86s	30.59s
1	Benjimagee	10	16.7m	0.0m (0)	0.0m (0)	2:01.55	29.78s	32.08s

Finish Position and metres gained

First Arrow shows distance gain/loss from 2nd Qtr to 3rd Qtr,
Second Arrow shows distance gain/loss from 3rd Qtr to Finish
Blue arrow indicates best gain in these quarters.



800

Visual positions in race at 2nd Quarter



400

Visual positions in race at 3rd Quarter



Powered by



Harness Analyser

Sectional Analysis Software

Not just form | Free Trial

www.facebook.com/PJHarnessRacing



RISE Digital, Harness Racing Australia nor the provider accepts any responsibility for the completeness or accuracy of any of the information contained herein, and makes no representations about its suitability for any particular purpose. Users should make their own judgements about those matters and/or seek independent advice. You assume all risks associated with use of data provided on this page

Tamworth Race 2 Distance 1609m

Thursday, 21 August 2025

Gross Time: 2:00.80

MileRate: 2:00.80

LeadTime: 0.00s

First Qtr: 30.30s

Second Qtr: 31.00s

Third Qtr: 29.10s



Fourth Qtr: 30.50s

DATA TABLE: 800 / 400 Posi's are position from leader and (how wide the horse was at that position)

No	Horse	Plc	Mar	800 Posi	400 Posi	Time	3rd Qtr	4th Qt
2	Tigermac	1	0.0m	4.6m (1)	1.2m (2)	2:00.80	28.85s	30.41s
4	A Little Dilemma	2	1.2m	4.8m (0)	5.6m (0)	2:00.90	29.17s	30.17s
1	Try Catching Me	3	3.0m	0.4m (1)	0.0m (1)	2:01.04	29.07s	30.73s
6	Spooky Art	4	6.8m	0.0m (0)	0.6m (0)	2:01.34	29.13s	30.97s
10	Feisty Tiger	5	7.3m	14.2m (1)	15.0m (2)	2:01.38	29.17s	29.92s
7	Heavenly Turbo	6	7.7m	9.2m (0)	6.6m (1)	2:01.41	28.91s	30.58s
8	Lord Jaydo	7	10.1m	13.6m (0)	10.8m (2)	2:01.61	28.89s	30.45s
9	Gerrys Jewel	8	16.3m	9.4m (1)	17.0m (1)	2:02.10	29.66s	30.45s
3	Dixie Shannon	9	18.5m	19.0m (1)	21.8m (2)	2:02.28	29.31s	30.25s
5	Greenwood Lenny	10	37.1m	17.6m (0)	17.6m (0)	2:03.76	29.07s	31.98s

Finish Position and metres gained

First Arrow shows distance gain/loss from 2nd Qtr to 3rd Qtr,
Second Arrow shows distance gain/loss from 3rd Qtr to Finish
Blue arrow indicates best gain in these quarters.



800

Visual positions in race at 2nd Quarter



400

Visual positions in race at 3rd Quarter



Powered by



Harness Analyser

Sectional Analysis Software

Not just form | Free Trial

www.facebook.com/PJHarnessRacing



RISE Digital, Harness Racing Australia nor the provider accepts any responsibility for the completeness or accuracy of any of the information contained herein, and makes no representations about its suitability for any particular purpose. Users should make their own judgements about those matters and/or seek independent advice. You assume all risks associated with use of data provided on this page

Tamworth Race 3 Distance 1609m

Thursday, 21 August 2025

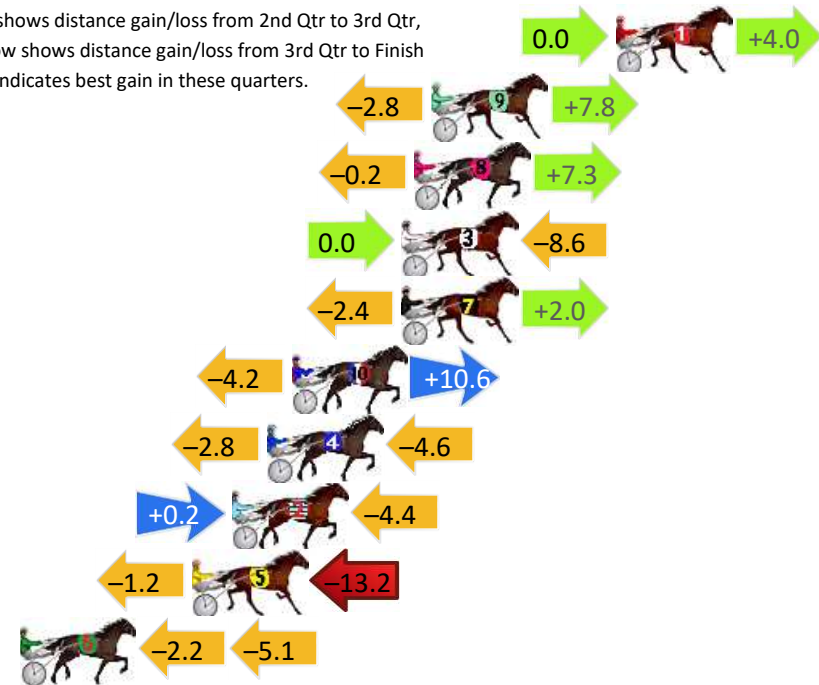
Gross Time: 1:59.00 MileRate: 1:59.00 LeadTime: 0.00s First Qtr: 29.10s Second Qtr: 29.50s Third Qtr: 29.40s Fourth Qtr: 31.00s

DATA TABLE: 800 / 400 Posi's are position from leader and (how wide the horse was at that position)

No	Horse	Plc	Mar	800 Posi	400 Posi	Time	3rd Qtr	4th Qt
1	Agent Callan	1	0.0m	4.0m (0)	4.0m (0)	1:59.00	29.41s	30.69s
9	Barrys Brother	2	7.4m	12.4m (0)	15.2m (0)	1:59.60	29.63s	30.40s
8	Zacharooni	3	8.1m	15.2m (1)	15.4m (2)	1:59.66	29.43s	30.44s
3	Silent Reaction	4	8.6m	0.0m (0)	0.0m (0)	1:59.70	29.38s	31.66s
7	Iamnopet	4	8.6m	8.2m (0)	10.6m (0)	1:59.70	29.58s	30.85s
10	Lookat Mee	6	13.0m	19.4m (1)	23.6m (1)	2:00.05	29.74s	30.18s
4	Festinalente	7	14.0m	6.6m (1)	9.4m (1)	2:00.13	29.60s	31.35s
2	Terror Flying	8	15.4m	11.2m (1)	11.0m (2)	2:00.25	29.38s	31.34s
5	Mac Stubborn	9	17.0m	2.6m (1)	3.8m (1)	2:00.38	29.46s	32.02s
6	Country Major	10	23.9m	16.6m (0)	18.8m (1)	2:00.94	29.56s	31.39s

Finish Position and metres gained

First Arrow shows distance gain/loss from 2nd Qtr to 3rd Qtr,
Second Arrow shows distance gain/loss from 3rd Qtr to Finish
Blue arrow indicates best gain in these quarters.



800

Visual positions in race at 2nd Quarter



400

Visual positions in race at 3rd Quarter



Powered by



Harness Analyser

Sectional Analysis Software

Not just form | Free Trial

www.facebook.com/PJHarnessRacing



RISE Digital, Harness Racing Australia nor the provider accepts any responsibility for the completeness or accuracy of any of the information contained herein, and makes no representations about its suitability for any particular purpose. Users should make their own judgements about those matters and/or seek independent advice. You assume all risks associated with use of data provided on this page

Tamworth Race 4 Distance 1609m

Thursday, 21 August 2025

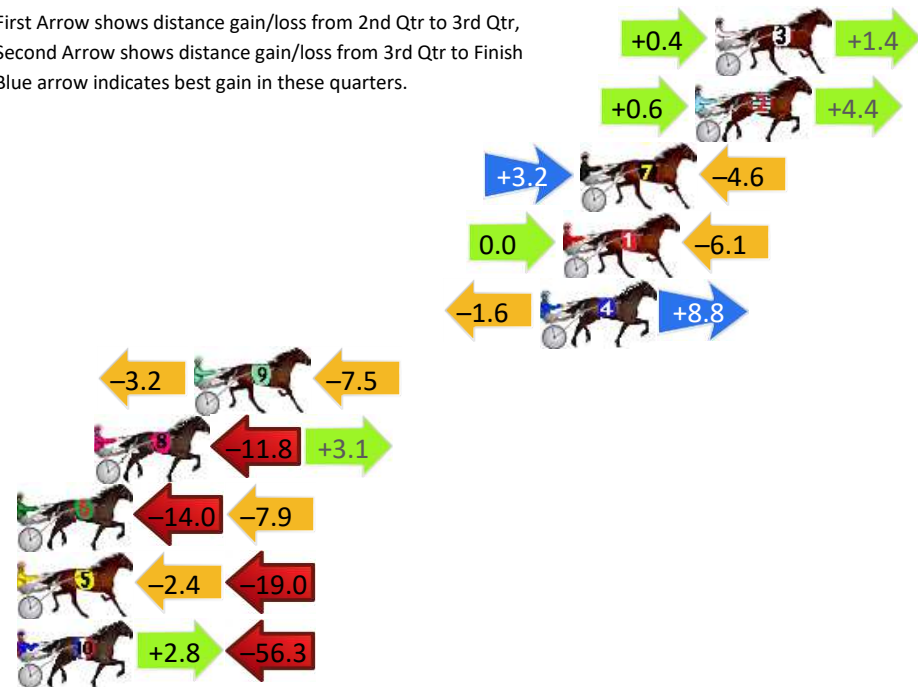
Gross Time: 1:59.90 MileRate: 1:59.90 LeadTime: 0.00s First Qtr: 29.90s Second Qtr: 30.90s Third Qtr: 29.20s Fourth Qtr: 29.90s

DATA TABLE: 800 / 400 Posi's are position from leader and (how wide the horse was at that position)

NoHorse	Plc	Mar	800 Posi	400 Posi	Time	3rd Qtr	4th Qt
3 My Rock Moves	1	0.0m	1.8m (1)	1.4m (2)	1:59.90	29.17s	29.80s
2 Chlobro	2	0.8m	5.8m (1)	5.2m (2)	1:59.96	29.16s	29.57s
7 Bettor Keep Rocking	3	5.4m	4.0m (0)	0.8m (0)	2:00.32	28.96s	30.24s
1 Jacks Up	4	6.1m	0.0m (0)	0.0m (1)	2:00.38	29.19s	30.35s
4 Stick Man	5	7.0m	14.2m (1)	15.8m (0)	2:00.45	29.33s	29.25s
9 Thomas Royal	6	20.9m	10.2m (1)	13.4m (1)	2:01.54	29.43s	30.46s
8 San Saba	7	24.9m	16.2m (0)	28.0m (1)	2:01.85	30.07s	29.67s
6 My Ultimate Hugo	8	33.9m	12.0m (0)	26.0m (0)	2:02.56	30.22s	30.49s
5 Magic Shoos	9	39.8m	18.4m (1)	20.8m (1)	2:03.02	29.36s	31.31s
10 Tinny Mahoney	10	61.5m	8.0m (0)	5.2m (1)	2:04.72	28.95s	34.08s

Finish Position and metres gained

First Arrow shows distance gain/loss from 2nd Qtr to 3rd Qtr,
Second Arrow shows distance gain/loss from 3rd Qtr to Finish
Blue arrow indicates best gain in these quarters.



800

Visual positions in race at 2nd Quarter



400

Visual positions in race at 3rd Quarter



Powered by



Harness Analyser

Sectional Analysis Software

Not just form | Free Trial

www.facebook.com/PJHarnessRacing



RISE Digital, Harness Racing Australia nor the provider accepts any responsibility for the completeness or accuracy of any of the information contained herein, and makes no representations about its suitability for any particular purpose. Users should make their own judgements about those matters and/or seek independent advice. You assume all risks associated with use of data provided on this page

Tamworth Race 5 Distance 1980m

Thursday, 21 August 2025

Gross Time: 2:28.40 MileRate: 2:00.60 LeadTime: 26.90s First Qtr: 31.00s Second Qtr: 30.30s Third Qtr: 30.00s Fourth Qtr: 30.20s

DATA TABLE: 800 / 400 Posi's are position from leader and (how wide the horse was at that position)

No	Horse	Plc	Mar	800 Posi	400 Posi	Time	3rd Qtr	4th Qt
6	Rocknroll Clarry	1	0.0m	15.8m (1)	12.6m (2)	2:28.40	29.76s	29.25s
2	Bling The Kash	2	3.6m	7.6m (1)	4.0m (2)	2:28.68	29.73s	30.17s
1	Bettathanmozzarella	3	4.8m	4.4m (0)	3.8m (0)	2:28.78	29.95s	30.28s
4	Ellie Rippin	4	10.9m	0.0m (0)	0.0m (0)	2:29.26	30.00s	31.02s
8	Reasonably Sweet	5	12.1m	11.6m (1)	11.4m (1)	2:29.36	29.98s	30.25s
7	Macedes	6	12.9m	8.4m (0)	8.2m (0)	2:29.42	29.98s	30.55s
9	Tasmans Delight	7	13.1m	12.4m (0)	13.2m (0)	2:29.44	30.06s	30.19s
5	Ultimate All Star	8	13.3m	3.6m (1)	3.8m (1)	2:29.45	30.01s	30.91s
10	Oak Ridge	9	13.5m	20.0m (1)	18.8m (2)	2:29.47	29.91s	29.80s
3	Jackys Maria	10	15.4m	16.4m (0)	17.6m (0)	2:29.62	30.09s	30.03s

Finish Position and metres gained

First Arrow shows distance gain/loss from 2nd Qtr to 3rd Qtr,
Second Arrow shows distance gain/loss from 3rd Qtr to Finish
Blue arrow indicates best gain in these quarters.



800

Visual positions in race at 2nd Quarter



400

Visual positions in race at 3rd Quarter



Powered by



Harness Analyser

Sectional Analysis Software

Not just form | Free Trial

www.facebook.com/PJHarnessRacing



RISE Digital, Harness Racing Australia nor the provider accepts any responsibility for the completeness or accuracy of any of the information contained herein, and makes no representations about its suitability for any particular purpose. Users should make their own judgements about those matters and/or seek independent advice. You assume all risks associated with use of data provided on this page