

Dubbo Race 1 Distance 1720m

Friday, 22 August 2025

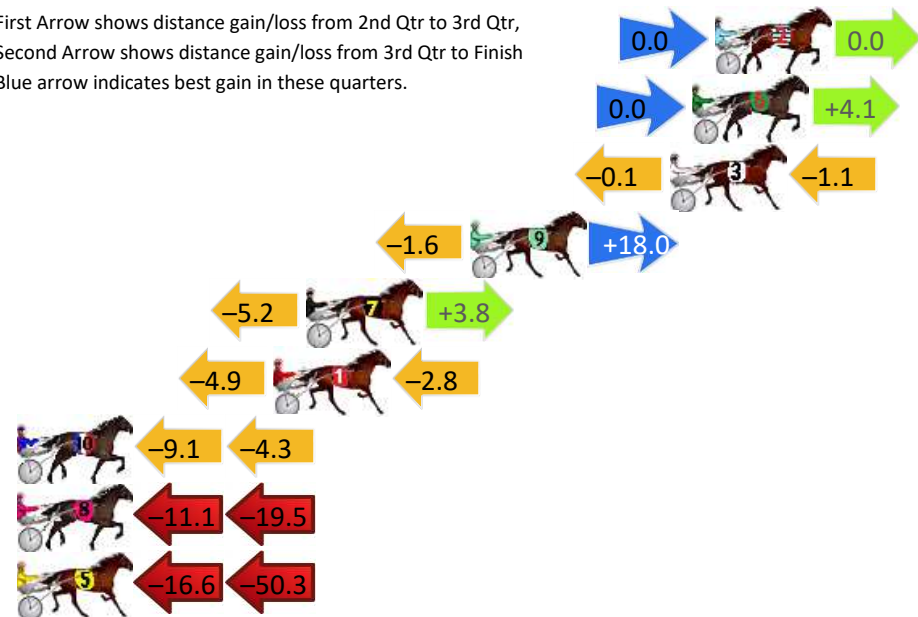
Gross Time: 2:05.00 MileRate: 1:57.00 LeadTime: 7.40s First Qtr: 28.90s Second Qtr: 29.30s Third Qtr: 28.90s Fourth Qtr: 30.50s

DATA TABLE: 800 / 400 Posi's are position from leader and (how wide the horse was at that position)

No	Horse	Plc	Mar	800 Posi	400 Posi	Time	3rd Qtr	4th Qt
2	She Maybe Bettor	1	0.0m	0.0m (0)	0.0m (0)	2:05.00	28.90s	30.50s
6	Willies Dollar	2	0.9m	5.0m (1)	5.0m (1)	2:05.07	28.91s	30.20s
3	Mullum Axel	3	1.8m	0.6m (1)	0.7m (1)	2:05.14	28.91s	30.59s
9	Jessie Lee	4	9.8m	26.2m (0)	27.8m (1)	2:05.78	29.07s	29.23s
7	Limbo Lottie	5	16.4m	15.0m (0)	20.2m (1)	2:06.31	29.31s	30.32s
1	Queenhigh Flush	6	17.7m	10.0m (0)	14.9m (0)	2:06.41	29.28s	30.81s
10	Diamond Bikini	7	30.9m	17.5m (1)	26.6m (2)	2:07.47	29.60s	31.01s
8	Hudson River	8	42.0m	11.4m (1)	22.5m (2)	2:08.35	29.74s	32.19s
5	Vinygetsachance	9	71.4m	4.5m (0)	21.1m (0)	2:10.70	30.14s	34.64s

Finish Position and metres gained

First Arrow shows distance gain/loss from 2nd Qtr to 3rd Qtr,
Second Arrow shows distance gain/loss from 3rd Qtr to Finish
Blue arrow indicates best gain in these quarters.



800

Visual positions in race at 2nd Quarter



400

Visual positions in race at 3rd Quarter



Powered by
PJ Harness Analyser

Sectional Analysis Software
Not just form | Free Trial

www.facebook.com/PJHarnessRacing



RISE Digital, Harness Racing Australia nor the provider accepts any responsibility for the completeness or accuracy of any of the information contained herein, and makes no representations about its suitability for any particular purpose. Users should make their own judgements about those matters and/or seek independent advice. You assume all risks associated with use of data provided on this page

Dubbo Race 2 Distance 1720m

Friday, 22 August 2025


Gross Time: 2:04.70 MileRate: 1:56.70 LeadTime: 7.60s First Qtr: 30.60s Second Qtr: 29.50s Third Qtr: 28.50s Fourth Qtr: 28.50s

DATA TABLE: 800 / 400 Posi's are position from leader and (how wide the horse was at that position)

No	Horse	Plc	Mar	800 Posi	400 Posi	Time	3rd Qtr	4th Qt
1	Tisbury Rocks	1	0.0m	0.6m (0)	0.0m (0)	2:04.70	28.46s	28.50s
7	Flirts Diva	2	5.3m	5.1m (0)	5.4m (0)	2:05.10	28.52s	28.52s
8	Gabbys Sportstar	3	11.3m	9.0m (0)	9.3m (0)	2:05.55	28.52s	28.69s
5	Potter	4	16.5m	10.7m (1)	13.6m (0)	2:05.94	28.70s	28.78s
3	Marvella	5	18.1m	0.0m (1)	4.1m (1)	2:06.05	28.79s	29.56s
6	Warrawee Flyer	6	21.9m	18.4m (0)	18.4m (0)	2:06.34	28.50s	28.84s
2	Sir Richard Lee	7	23.2m	4.5m (1)	8.6m (1)	2:06.44	28.79s	29.63s
9	Limbo Lilly	8	24.8m	15.3m (1)	14.3m (1)	2:06.56	28.43s	29.35s
4	The Dancer	9	27.3m	21.7m (1)	22.2m (1)	2:06.74	28.53s	28.97s
10	Lennox Bromac	10	53.4m	13.6m (0)	22.3m (0)	2:08.70	29.12s	30.92s

Finish Position and metres gained

First Arrow shows distance gain/loss from 2nd Qtr to 3rd Qtr,
Second Arrow shows distance gain/loss from 3rd Qtr to Finish
Blue arrow indicates best gain in these quarters.



800

Visual positions in race at 2nd Quarter



400

Visual positions in race at 3rd Quarter



Powered by



Harness Analyser

Sectional Analysis Software

Not just form | Free Trial

www.facebook.com/PJHarnessRacing



RISE Digital, Harness Racing Australia nor the provider accepts any responsibility for the completeness or accuracy of any of the information contained herein, and makes no representations about its suitability for any particular purpose. Users should make their own judgements about those matters and/or seek independent advice. You assume all risks associated with use of data provided on this page

Dubbo Race 3 Distance 1720m

Friday, 22 August 2025

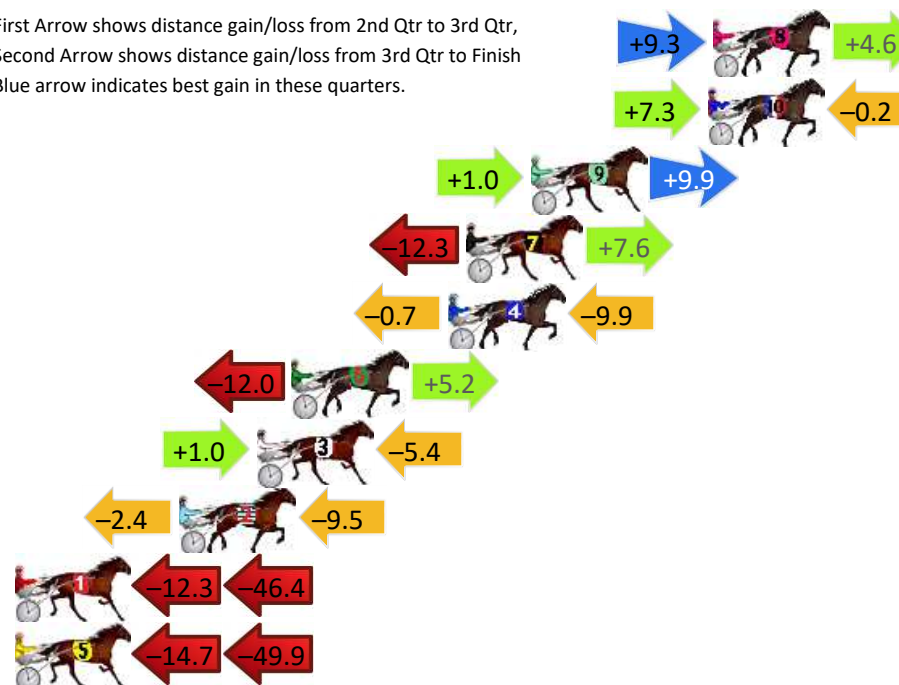
Gross Time: 2:06.10 MileRate: 1:58.00 LeadTime: 7.50s First Qtr: 28.20s Second Qtr: 31.10s Third Qtr: 29.60s Fourth Qtr: 29.70s

DATA TABLE: 800 / 400 Posi's are position from leader and (how wide the horse was at that position)

No	Horse	Plc	Mar	800 Posi	400 Posi	Time	3rd Qtr	4th Qt
8	Fifty Three Stars	1	0.0m	13.9m (2)	4.6m (1)	2:06.10	28.92s	29.36s
10	Scruffy Moto	2	0.2m	7.3m (2)	0.0m (1)	2:06.12	29.06s	29.72s
9	Alta Downs	3	7.3m	18.2m (1)	17.2m (2)	2:06.67	29.53s	29.00s
7	Burrabadine Bullet	4	9.9m	5.2m (0)	17.5m (0)	2:06.87	30.51s	29.18s
4	Line Me Up Bro	5	10.6m	0.0m (1)	0.7m (0)	2:06.93	29.65s	30.48s
6	Bolzano	6	16.9m	10.1m (0)	22.1m (0)	2:07.42	30.49s	29.39s
3	Bulli Belle	7	18.3m	13.9m (1)	12.9m (2)	2:07.52	29.53s	30.17s
2	Our Dickie Bart	8	21.4m	9.5m (1)	11.9m (1)	2:07.77	29.78s	30.49s
1	Limbo Lenny	9	59.3m	0.6m (0)	12.9m (0)	2:10.72	30.51s	33.37s
5	Jamberoo Ark	10	70.0m	5.4m (1)	20.1m (1)	2:11.55	30.68s	33.67s

Finish Position and metres gained

First Arrow shows distance gain/loss from 2nd Qtr to 3rd Qtr, Second Arrow shows distance gain/loss from 3rd Qtr to Finish
Blue arrow indicates best gain in these quarters.



Visual positions in race at 2nd Quarter

800



Visual positions in race at 3rd Quarter

400



Powered by



Harness Analyser

Sectional Analysis Software

Not just form | Free Trial

www.facebook.com/PJHarnessRacing



RISE Digital, Harness Racing Australia nor the provider accepts any responsibility for the completeness or accuracy of any of the information contained herein, and makes no representations about its suitability for any particular purpose. Users should make their own judgements about those matters and/or seek independent advice. You assume all risks associated with use of data provided on this page

Dubbo Race 4 Distance 2120m

Friday, 22 August 2025


Gross Time: 2:39.00 MileRate: 2:00.70 LeadTime: 37.20s First Qtr: 32.00s Second Qtr: 32.10s Third Qtr: 28.70s Fourth Qtr: 29.00s

DATA TABLE: 800 / 400 Posi's are position from leader and (how wide the horse was at that position)

NoHorse	Plc	Mar	800 Posi	400 Posi	Time	3rd Qtr	4th Qt
9 Phar Lume	1	0.0m	8.1m (2)	5.6m (2)	2:39.00	28.52s	28.60s
8 Funda	2	4.7m	3.1m (2)	1.7m (2)	2:39.36	28.60s	29.24s
4 Sanders	3	8.9m	0.0m (0)	0.0m (0)	2:39.68	28.70s	29.68s
7 Seven Tee Two	4	9.2m	9.8m (0)	9.9m (1)	2:39.70	28.71s	28.99s
6 Yarraman Kaylou	5	10.9m	0.0m (1)	0.7m (1)	2:39.83	28.75s	29.78s
2 Reduce Speed	6	12.5m	4.5m (1)	4.9m (1)	2:39.95	28.73s	29.60s
1 Chasin You	7	12.6m	5.1m (0)	4.8m (0)	2:39.96	28.68s	29.62s
3 Fake Mint	8	15.6m	18.8m (0)	18.7m (0)	2:40.19	28.70s	28.85s
10 Matterson Express	9	16.8m	14.0m (0)	9.8m (0)	2:40.28	28.40s	29.58s
11 The Accidental One	10	40.7m	14.9m (1)	16.0m (1)	2:42.10	28.79s	30.95s

Finish Position and metres gained

First Arrow shows distance gain/loss from 2nd Qtr to 3rd Qtr,
Second Arrow shows distance gain/loss from 3rd Qtr to Finish
Blue arrow indicates best gain in these quarters.



800

Visual positions in race at 2nd Quarter



400

Visual positions in race at 3rd Quarter



Powered by



Harness Analyser

Sectional Analysis Software

Not just form | Free Trial

www.facebook.com/PJHarnessRacing



RISE Digital, Harness Racing Australia nor the provider accepts any responsibility for the completeness or accuracy of any of the information contained herein, and makes no representations about its suitability for any particular purpose. Users should make their own judgements about those matters and/or seek independent advice. You assume all risks associated with use of data provided on this page

Dubbo Race 5 Distance 1720m

Friday, 22 August 2025



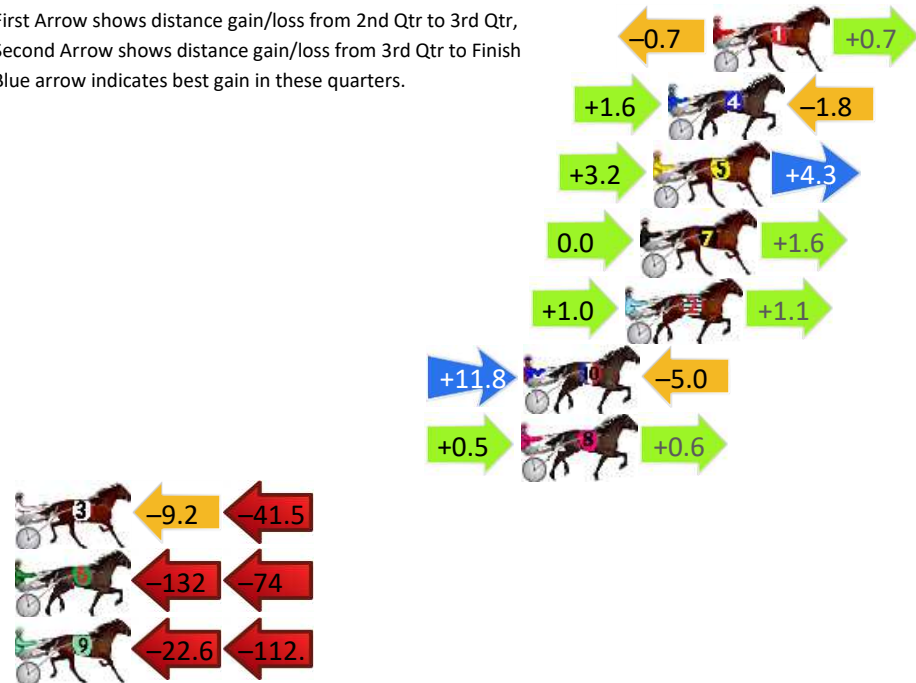
Gross Time: 2:09.80 MileRate: 2:01.40 LeadTime: 7.20s First Qtr: 30.90s Second Qtr: 32.50s Third Qtr: 30.20s Fourth Qtr: 29.00s

DATA TABLE: 800 / 400 Posi's are position from leader and (how wide the horse was at that position)

NoHorse	Plc	Mar	800 Posi	400 Posi	Time	3rd Qtr	4th Qt
1 Johnnys Blue	1	0.0m	0.0m (0)	0.7m (0)	2:09.80	30.25s	28.95s
4 Beach On Fire	2	1.8m	1.6m (1)	0.0m (1)	2:09.94	30.08s	29.14s
5 Wally Blaster	3	2.4m	9.9m (1)	6.7m (2)	2:09.98	29.95s	28.69s
7 Tulhurst Pebbles	4	2.9m	4.5m (0)	4.5m (0)	2:10.02	30.19s	28.89s
2 Logan Reason	5	3.5m	5.6m (1)	4.6m (1)	2:10.07	30.12s	28.93s
10 Caths In Denial	6	7.6m	14.4m (1)	2.6m (2)	2:10.38	29.31s	29.39s
8 Capitallee	7	7.7m	8.8m (0)	8.3m (0)	2:10.39	30.15s	28.98s
3 Emilys Prince	8	122.9m	72.2m (0)	81.4m (0)	2:19.15	30.77s	32.36s
6 Johemian	9	218.5m	14.1m (0)	145.3m (0)	2:26.43	39.83s	34.94s
9 Beyondreason	10	335.0m	200.1m (0)	222.7m (0)	2:35.29	31.57s	38.10s

Finish Position and metres gained

First Arrow shows distance gain/loss from 2nd Qtr to 3rd Qtr, Second Arrow shows distance gain/loss from 3rd Qtr to Finish
Blue arrow indicates best gain in these quarters.



Dubbo Race 6 Distance 1720m

Friday, 22 August 2025


Gross Time: 2:06.20 MileRate: 1:58.00 LeadTime: 7.70s First Qtr: 30.30s Second Qtr: 31.50s Third Qtr: 29.10s Fourth Qtr: 27.60s

DATA TABLE: 800 / 400 Posi's are position from leader and (how wide the horse was at that position)

NoHorse	Plc	Mar	800 Posi	400 Posi	Time	3rd Qtr	4th Qt
3 Puppeteer	1	0.0m	0.0m (1)	0.0m (1)	2:06.20	29.10s	27.60s
1 Caribbean Pat	2	20.2m	0.6m (0)	1.9m (0)	2:07.67	29.19s	28.94s
4 Jay Bee	3	20.5m	4.4m (1)	5.1m (1)	2:07.69	29.14s	28.73s
7 Teneachway	4	24.6m	5.3m (0)	6.7m (0)	2:07.99	29.19s	28.92s
2 Girls View	5	26.1m	10.2m (0)	11.8m (0)	2:08.10	29.19s	28.67s
10 Surfin At Midnight	6	29.0m	8.9m (1)	10.2m (1)	2:08.31	29.18s	28.99s
5 Irk McGlurk	7	30.0m	14.4m (0)	15.8m (0)	2:08.38	29.17s	28.67s
9 Peaksart	8	34.3m	18.0m (1)	19.0m (1)	2:08.69	29.14s	28.75s
8 Chillax	9	34.8m	13.3m (1)	12.1m (2)	2:08.73	28.99s	29.28s
6 Whataboutbronson	10	39.0m	22.1m (1)	21.4m (2)	2:09.03	29.01s	28.92s

Finish Position and metres gained

First Arrow shows distance gain/loss from 2nd Qtr to 3rd Qtr,
Second Arrow shows distance gain/loss from 3rd Qtr to Finish
Blue arrow indicates best gain in these quarters



Visual positions in race at 2nd Quarter

800



Visual positions in race at 3rd Quarter

400



Powered by



Harness Analyser

Sectional Analysis Software

Not just form | Free Trial

www.facebook.com/PJHarnessRacing



RISE Digital, Harness Racing Australia nor the provider accepts any responsibility for the completeness or accuracy of any of the information contained herein, and makes no representations about its suitability for any particular purpose. Users should make their own judgements about those matters and/or seek independent advice. You assume all risks associated with use of data provided on this page

Dubbo Race 7 Distance 1720m

Friday, 22 August 2025


Gross Time: 2:09.50 MileRate: 2:01.20 LeadTime: 7.50s First Qtr: 31.00s Second Qtr: 30.50s Third Qtr: 29.80s Fourth Qtr: 30.70s

DATA TABLE: 800 / 400 Posi's are position from leader and (how wide the horse was at that position)

NoHorse	Plc	Mar	800 Posi	400 Posi	Time	3rd Qtr	4th Qt
3 Nikalong Mint	1	0.0m	0.0m (0)	0.0m (0)	2:09.50	29.80s	30.70s
4 Cam I Am	2	2.4m	7.0m (1)	5.2m (1)	2:09.69	29.67s	30.50s
1 Josey Mint	3	4.5m	4.9m (0)	5.1m (0)	2:09.86	29.82s	30.68s
6 Dead Eye Tiki	4	5.0m	11.9m (1)	8.3m (2)	2:09.90	29.54s	30.48s
9 Crystal Bling	5	5.6m	0.5m (1)	1.5m (1)	2:09.95	29.87s	31.04s
8 Springfield Desire	6	7.2m	17.0m (1)	13.7m (1)	2:10.08	29.57s	30.25s
5 Nevertoolate	7	7.7m	25.1m (0)	17.4m (1)	2:10.12	29.25s	30.01s
10 Captain Llanfair	8	8.4m	22.7m (1)	13.0m (2)	2:10.17	29.10s	30.39s
7 Beautifully Put	9	9.7m	9.7m (0)	10.4m (0)	2:10.28	29.86s	30.70s
2 Ournorthernmeteor	10	20.6m	14.6m (0)	21.0m (0)	2:11.15	30.30s	30.77s

Finish Position and metres gained

First Arrow shows distance gain/loss from 2nd Qtr to 3rd Qtr,
Second Arrow shows distance gain/loss from 3rd Qtr to Finish
Blue arrow indicates best gain in these quarters.



Visual positions in race at 2nd Quarter



Visual positions in race at 3rd Quarter

Dubbo Race 8 Distance 1720m

Friday, 22 August 2025


Gross Time: 2:11.30 MileRate: 2:02.90 LeadTime: 7.50s First Qtr: 31.40s Second Qtr: 33.30s Third Qtr: 30.10s Fourth Qtr: 29.00s

DATA TABLE: 800 / 400 Posi's are position from leader and (how wide the horse was at that position)

No	Horse	Plc	Mar	800 Posi	400 Posi	Time	3rd Qtr	4th Qt
5	Burrabadine Storm	1	0.0m	0.3m (1)	2.1m (1)	2:11.30	30.23s	28.85s
8	Mondos Reason	2	1.7m	9.1m (1)	0.0m (2)	2:11.43	29.42s	29.13s
1	Teddy Zing	3	2.1m	4.6m (0)	7.9m (0)	2:11.46	30.34s	28.58s
7	Eyes For Dollars	4	2.8m	9.1m (0)	11.7m (0)	2:11.51	30.28s	28.35s
9	Smokey Bow	5	7.2m	13.4m (0)	15.4m (1)	2:11.85	30.23s	28.42s
4	Sergeant Stringer	6	7.4m	13.4m (1)	14.2m (2)	2:11.86	30.14s	28.52s
2	Pad Thai	7	11.8m	0.0m (0)	3.8m (0)	2:12.20	30.38s	29.62s
10	Aaron Mint	8	13.0m	17.9m (0)	19.2m (1)	2:12.29	30.17s	28.58s
6	Monster Mint	9	16.0m	18.5m (1)	19.6m (2)	2:12.52	30.16s	28.78s
3	Ya Racin Bella	10	26.0m	4.6m (1)	11.3m (1)	2:13.28	30.59s	30.15s

Finish Position and metres gained

First Arrow shows distance gain/loss from 2nd Qtr to 3rd Qtr, Second Arrow shows distance gain/loss from 3rd Qtr to Finish Blue arrow indicates best gain in these quarters.



800

Visual positions in race at 2nd Quarter



400

Visual positions in race at 3rd Quarter



Powered by



Harness Analyser

Sectional Analysis Software

Not just form | Free Trial

www.facebook.com/PJHarnessRacing



RISE Digital, Harness Racing Australia nor the provider accepts any responsibility for the completeness or accuracy of any of the information contained herein, and makes no representations about its suitability for any particular purpose. Users should make their own judgements about those matters and/or seek independent advice. You assume all risks associated with use of data provided on this page