

Newcastle Race 1 Distance 1609m

Friday, 22 August 2025


Gross Time: 1:56.10 MileRate: 1:56.10 LeadTime: 0.00s First Qtr: 27.70s Second Qtr: 30.40s Third Qtr: 28.90s Fourth Qtr: 29.10s

DATA TABLE: 800 / 400 Posi's are position from leader and (how wide the horse was at that position)

NoHorse	Plc	Mar	800 Posi	400 Posi	Time	3rd Qtr	4th Qt
1 Karaoke King	1	0.0m	13.7m (0)	15.5m (1)	1:56.10	29.04s	27.98s
7 Kissmelvis	2	8.7m	8.4m (1)	6.1m (2)	1:56.76	28.74s	29.32s
3 Next To Me	3	9.5m	4.7m (0)	8.9m (1)	1:56.83	29.20s	29.19s
9 First String	4	9.7m	13.4m (1)	11.7m (2)	1:56.84	28.78s	29.00s
4 Beancounter	5	11.5m	0.0m (1)	0.0m (0)	1:56.98	28.90s	29.98s
6 Mammals Riddle	6	12.6m	0.3m (0)	5.0m (0)	1:57.06	29.24s	29.70s
2 Sylvia Kay	7	12.7m	9.2m (0)	12.8m (0)	1:57.07	29.16s	29.15s
5 Uncle Gregory	8	13.6m	4.5m (1)	3.9m (1)	1:57.14	28.86s	29.86s

Finish Position and metres gained

First Arrow shows distance gain/loss from 2nd Qtr to 3rd Qtr,
Second Arrow shows distance gain/loss from 3rd Qtr to Finish
Blue arrow indicates best gain in these quarters.



800

Visual positions in race at 2nd Quarter



400

Visual positions in race at 3rd Quarter

Newcastle Race 2 Distance 2030m

Friday, 22 August 2025


Gross Time: 2:27.60 MileRate: 1:57.00 LeadTime: 29.60s First Qtr: 31.70s Second Qtr: 29.80s Third Qtr: 27.60s Fourth Qtr: 28.90s

DATA TABLE: 800 / 400 Posi's are position from leader and (how wide the horse was at that position)

No	Horse	Plc	Mar	800 Posi	400 Posi	Time	3rd Qtr	4th Qt
6	Duty Of Care	1	0.0m	0.0m (0)	0.0m (0)	2:27.60	27.60s	28.90s
7	Dance With Carmer	2	2.1m	15.5m (1)	12.5m (2)	2:27.76	27.42s	28.18s
5	Double It Harry	3	3.4m	4.7m (0)	5.1m (0)	2:27.86	27.64s	28.80s
9	Bat Matson	4	4.5m	18.7m (0)	17.1m (0)	2:27.94	27.52s	28.04s
4	Some Chevron	5	5.4m	8.8m (0)	9.1m (0)	2:28.01	27.64s	28.67s
2	Crusader Miss	6	7.4m	2.1m (1)	1.7m (1)	2:28.16	27.58s	29.34s
10	Our Ideal Dream	7	9.2m	6.1m (1)	6.3m (1)	2:28.30	27.62s	29.16s
3	Mister Poverty	8	10.0m	10.2m (1)	10.8m (1)	2:28.36	27.66s	28.90s
1	Jeffcoate	9	12.0m	14.0m (0)	13.1m (0)	2:28.51	27.56s	28.89s
8	Abstract Art	10	16.6m	20.1m (1)	21.1m (1)	2:28.86	27.70s	28.68s

Finish Position and metres gained

First Arrow shows distance gain/loss from 2nd Qtr to 3rd Qtr,
Second Arrow shows distance gain/loss from 3rd Qtr to Finish
Blue arrow indicates best gain in these quarters.



Visual positions in race at 2nd Quarter



Visual positions in race at 3rd Quarter

Newcastle Race 3 Distance 1609m

Friday, 22 August 2025


Gross Time: 1:54.00 MileRate: 1:54.00 LeadTime: 0.00s First Qtr: 27.10s Second Qtr: 29.90s Third Qtr: 27.70s Fourth Qtr: 29.30s

DATA TABLE: 800 / 400 Posi's are position from leader and (how wide the horse was at that position)

No	Horse	Plc	Mar	800 Posi	400 Posi	Time	3rd Qtr	4th Qt
6	Always Be Chaps	1	0.0m	0.0m (0)	0.0m (0)	1:54.00	27.70s	29.30s
7	Love Lou	2	1.4m	19.2m (0)	13.6m (0)	1:54.11	27.34s	28.45s
2	Betterthanfederer	3	2.3m	9.3m (0)	9.0m (1)	1:54.18	27.70s	28.84s
9	Sally Bigtime	4	5.1m	14.0m (0)	9.6m (0)	1:54.39	27.42s	29.01s
5	Flare Up	5	7.7m	4.7m (0)	5.1m (0)	1:54.59	27.74s	29.53s
4	Sunday Mornings	6	10.1m	23.8m (0)	18.6m (0)	1:54.78	27.38s	28.76s
3	Allsopp	7	17.3m	6.1m (1)	4.5m (1)	1:55.33	27.60s	30.31s
10	Eye Can Try	8	29.1m	11.3m (1)	14.1m (1)	1:56.24	27.92s	30.54s
8	Onehandonebounce	9	39.3m	15.4m (1)	15.3m (2)	1:57.02	27.72s	31.24s

Finish Position and metres gained

First Arrow shows distance gain/loss from 2nd Qtr to 3rd Qtr,
Second Arrow shows distance gain/loss from 3rd Qtr to Finish
Blue arrow indicates best gain in these quarters.



800

Visual positions in race at 2nd Quarter



400

Visual positions in race at 3rd Quarter



Powered by



Harness Analyser

Sectional Analysis Software

Not just form | Free Trial

www.facebook.com/PJHarnessRacing



RISE Digital, Harness Racing Australia nor the provider accepts any responsibility for the completeness or accuracy of any of the information contained herein, and makes no representations about its suitability for any particular purpose. Users should make their own judgements about those matters and/or seek independent advice. You assume all risks associated with use of data provided on this page

Newcastle Race 4 Distance 1609m

Friday, 22 August 2025



Gross Time: 1:55.30 MileRate: 1:55.30 LeadTime: 0.00s First Qtr: 28.90s Second Qtr: 30.30s Third Qtr: 28.10s Fourth Qtr: 28.00s

DATA TABLE: 800 / 400 Posi's are position from leader and (how wide the horse was at that position)

NoHorse	Plc	Mar	800 Posi	400 Posi	Time	3rd Qtr	4th Qt
5 Luke John	1	0.0m	0.0m (0)	0.0m (0)	1:55.30	28.10s	28.00s
3 Little Demon	2	3.6m	4.6m (0)	4.6m (0)	1:55.56	28.10s	27.94s
1 Major Reason	3	6.9m	8.6m (0)	9.2m (0)	1:55.81	28.14s	27.87s
9 Vincentius Maximus	4	11.5m	12.6m (0)	12.6m (1)	1:56.15	28.10s	27.97s
6 Bushy Beach	5	16.6m	6.6m (1)	5.7m (1)	1:56.52	28.04s	28.82s
2 Rocktagonal	6	16.7m	16.6m (0)	17.2m (0)	1:56.53	28.14s	28.03s
4 One For The Rodi	7	16.8m	11.2m (1)	9.8m (2)	1:56.54	28.00s	28.56s
8 Saint Crusader	8	17.9m	24.3m (1)	20.7m (1)	1:56.62	27.84s	27.88s
7 Cool Night	9	19.6m	19.8m (1)	16.1m (2)	1:56.74	27.84s	28.32s
10 First Class	10	21.8m	15.2m (1)	12.6m (3)	1:56.90	27.92s	28.72s

Finish Position and metres gained

First Arrow shows distance gain/loss from 2nd Qtr to 3rd Qtr,
Second Arrow shows distance gain/loss from 3rd Qtr to Finish
Blue arrow indicates best gain in these quarters.



Newcastle Race 5 Distance 1609m

Friday, 22 August 2025

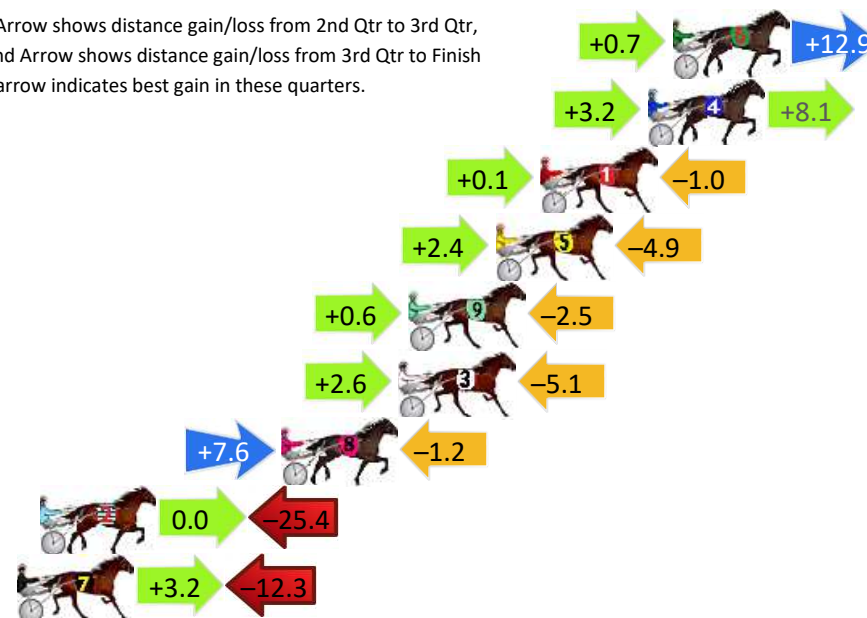
Gross Time: 1:57.10 MileRate: 1:57.10 LeadTime: 0.00s First Qtr: 27.60s Second Qtr: 29.50s Third Qtr: 30.60s Fourth Qtr: 29.40s

DATA TABLE: 800 / 400 Posi's are position from leader and (how wide the horse was at that position)

NoHorse	Plc	Mar	800 Posi	400 Posi	Time	3rd Qtr	4th Qt
6 Sweet Rocky	1	0.0m	13.6m (0)	12.9m (0)	1:57.10	30.56s	28.44s
4 Lasting Memory	2	1.0m	12.3m (1)	9.1m (2)	1:57.18	30.38s	28.80s
1 Little Frenchie	3	5.3m	4.4m (0)	4.3m (0)	1:57.51	30.60s	29.49s
5 Fay Irene	4	7.1m	4.6m (1)	2.2m (1)	1:57.65	30.42s	29.79s
9 Ire Of The Dragon	5	10.6m	8.7m (0)	8.1m (0)	1:57.92	30.56s	29.62s
3 Onetangi Girl	6	11.0m	8.5m (1)	5.9m (1)	1:57.95	30.42s	29.81s
8 Ultimate Rhapsody	7	15.7m	22.1m (1)	14.5m (2)	1:58.31	30.06s	29.53s
2 Blazing Tart	8	25.4m	0.0m (0)	0.0m (0)	1:59.06	30.60s	31.36s
7 Krafty Candy	9	26.3m	17.2m (1)	14.0m (1)	1:59.13	30.38s	30.39s

Finish Position and metres gained

First Arrow shows distance gain/loss from 2nd Qtr to 3rd Qtr,
Second Arrow shows distance gain/loss from 3rd Qtr to Finish
Blue arrow indicates best gain in these quarters.



800

Visual positions in race at 2nd Quarter



400

Visual positions in race at 3rd Quarter



Powered by



Harness Analyser

Sectional Analysis Software

Not just form | Free Trial

www.facebook.com/PJHarnessRacing



RISE Digital, Harness Racing Australia nor the provider accepts any responsibility for the completeness or accuracy of any of the information contained herein, and makes no representations about its suitability for any particular purpose. Users should make their own judgements about those matters and/or seek independent advice. You assume all risks associated with use of data provided on this page

Newcastle Race 6 Distance 2030m

Friday, 22 August 2025

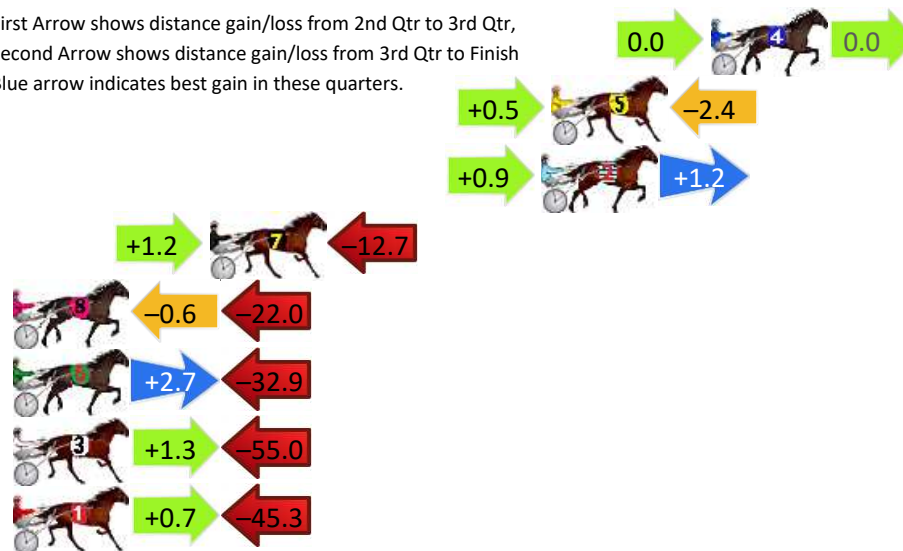
Gross Time: 2:29.30 MileRate: 1:58.40 LeadTime: 30.80s First Qtr: 31.60s Second Qtr: 30.60s Third Qtr: 28.90s Fourth Qtr: 27.40s

DATA TABLE: 800 / 400 Posi's are position from leader and (how wide the horse was at that position)

NoHorse	Plc	Mar	800 Posi	400 Posi	Time	3rd Qtr	4th Qt
4 Rivera Lou	1	0.0m	0.0m (0)	0.0m (0)	2:29.30	28.90s	27.40s
5 Kasbah	2	6.4m	4.5m (0)	4.0m (0)	2:29.76	28.86s	27.58s
2 Upstream	3	6.8m	8.9m (0)	8.0m (0)	2:29.79	28.82s	27.33s
7 Ultimate Empire	4	20.1m	8.6m (1)	7.4m (1)	2:30.75	28.80s	28.33s
8 Errol Fin	5	36.3m	13.7m (1)	14.3m (1)	2:31.92	28.92s	29.02s
6 Whens Lunch	6	48.9m	18.7m (1)	16.0m (2)	2:32.83	28.68s	29.81s
3 Syncopated Shuffle	7	58.4m	4.7m (1)	3.4m (1)	2:33.51	28.80s	31.37s
1 Roobee	8	58.5m	13.9m (0)	13.2m (0)	2:33.52	28.82s	30.70s

Finish Position and metres gained

First Arrow shows distance gain/loss from 2nd Qtr to 3rd Qtr,
Second Arrow shows distance gain/loss from 3rd Qtr to Finish
Blue arrow indicates best gain in these quarters.



800

Visual positions in race at 2nd Quarter



400

Visual positions in race at 3rd Quarter



Newcastle Race 7 Distance 2030m

Friday, 22 August 2025

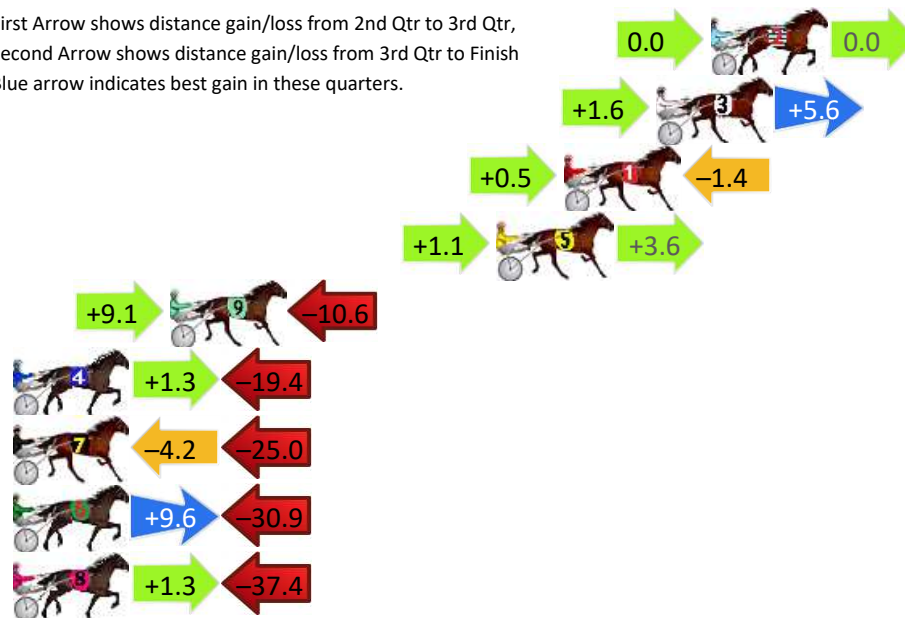
Gross Time: 2:30.70 MileRate: 1:59.50 LeadTime: 31.80s First Qtr: 31.10s Second Qtr: 29.90s Third Qtr: 29.10s Fourth Qtr: 28.80s

DATA TABLE: 800 / 400 Posi's are position from leader and (how wide the horse was at that position)

No	Horse	Plc	Mar	800 Posi	400 Posi	Time	3rd Qtr	4th Qt
2	Blazin Chimes	1	0.0m	0.0m (0)	0.0m (0)	2:30.70	29.10s	28.80s
3	Lucky Rictor	2	2.2m	9.4m (0)	7.8m (0)	2:30.87	28.98s	28.41s
1	You Are My Wish	3	5.9m	5.0m (0)	4.5m (1)	2:31.15	29.06s	28.93s
5	Mister Brillante	4	8.6m	13.3m (0)	12.2m (0)	2:31.35	29.02s	28.57s
9	Captain Groove	5	21.7m	20.2m (1)	11.1m (3)	2:32.34	28.44s	29.64s
4	Never Know Blaze	6	33.9m	15.8m (1)	14.5m (2)	2:33.26	29.00s	30.32s
7	Summer Rockstar	7	35.6m	6.4m (1)	10.6m (1)	2:33.39	29.40s	30.73s
6	Conor McGregor	8	45.4m	24.1m (1)	14.5m (4)	2:34.13	28.40s	31.19s
8	Two Ticks	9	47.4m	11.3m (1)	10.0m (2)	2:34.28	29.00s	31.66s

Finish Position and metres gained

First Arrow shows distance gain/loss from 2nd Qtr to 3rd Qtr,
Second Arrow shows distance gain/loss from 3rd Qtr to Finish
Blue arrow indicates best gain in these quarters.



Visual positions in race at 2nd Quarter



Visual positions in race at 3rd Quarter

Newcastle Race 8 Distance 1609m

Friday, 22 August 2025

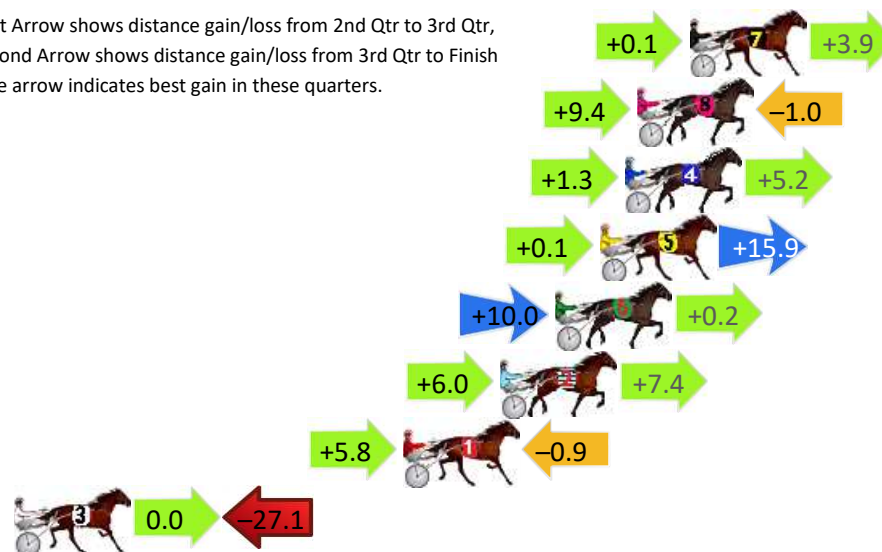
Gross Time: 1:57.80 MileRate: 1:57.80 LeadTime: 0.00s First Qtr: 27.50s Second Qtr: 32.50s Third Qtr: 28.40s Fourth Qtr: 29.40s

DATA TABLE: 800 / 400 Posi's are position from leader and (how wide the horse was at that position)

NoHorse	Plc	Mar	800 Posi	400 Posi	Time	3rd Qtr	4th Qt
7 Lets N Joy	1	0.0m	4.0m (0)	3.9m (0)	1:57.80	28.40s	29.12s
8 Favoured Grace	2	2.1m	10.5m (1)	1.1m (1)	1:57.96	27.74s	29.48s
4 Lochinvar Marcello	3	2.6m	9.1m (0)	7.8m (0)	1:58.00	28.32s	29.04s
5 Krusty Krunch	4	3.6m	19.6m (1)	19.5m (0)	1:58.08	28.42s	28.28s
6 The Eye In The Sky	5	5.4m	15.6m (1)	5.6m (1)	1:58.22	27.70s	29.42s
2 Line Of Courage	6	7.6m	21.0m (0)	15.0m (0)	1:58.39	28.00s	28.91s
1 Fourty One Gee	7	11.5m	16.4m (0)	10.6m (1)	1:58.69	28.00s	29.53s
3 Wat On Earth	8	27.1m	0.0m (0)	0.0m (0)	1:59.89	28.40s	31.49s

Finish Position and metres gained

First Arrow shows distance gain/loss from 2nd Qtr to 3rd Qtr,
Second Arrow shows distance gain/loss from 3rd Qtr to Finish
Blue arrow indicates best gain in these quarters.



8
0
0

Visual positions in race at 2nd Quarter



4
0
0

Visual positions in race at 3rd Quarter



Powered by



Harness Analyser

Sectional Analysis Software

Not just form | Free Trial

www.facebook.com/PJHarnessRacing



RISE Digital, Harness Racing Australia nor the provider accepts any responsibility for the completeness or accuracy of any of the information contained herein, and makes no representations about its suitability for any particular purpose. Users should make their own judgements about those matters and/or seek independent advice. You assume all risks associated with use of data provided on this page

Newcastle Race 9 Distance 2030m

Friday, 22 August 2025

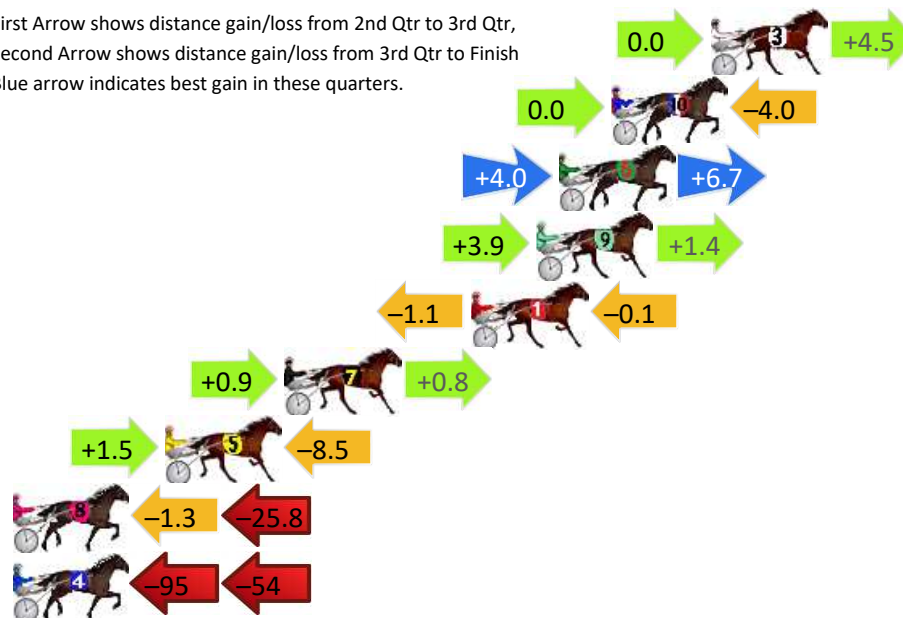
Gross Time: 2:30.70 MileRate: 1:59.50 LeadTime: 32.00s First Qtr: 31.50s Second Qtr: 29.50s Third Qtr: 28.70s Fourth Qtr: 29.00s

DATA TABLE: 800 / 400 Posi's are position from leader and (how wide the horse was at that position)

No	Horse	Plc	Mar	800 Posi	400 Posi	Time	3rd Qtr	4th Qt
3	Tough Talks	1	0.0m	4.5m (0)	4.5m (0)	2:30.70	28.70s	28.68s
10	War Western	2	4.0m	0.0m (0)	0.0m (0)	2:31.00	28.70s	29.30s
6	Calculating Dancer	3	6.1m	16.8m (0)	12.8m (0)	2:31.16	28.42s	28.54s
9	Wallaroy Boy	4	7.0m	12.3m (0)	8.4m (0)	2:31.23	28.42s	28.93s
1	Paytons Rock	5	9.6m	8.4m (0)	9.5m (2)	2:31.43	28.78s	29.05s
7	Grosestar	6	17.1m	18.8m (1)	17.9m (1)	2:32.00	28.64s	29.02s
5	Rockindownunder	7	21.9m	14.9m (1)	13.4m (1)	2:32.37	28.60s	29.71s
8	Shiralee	8	31.9m	4.8m (1)	6.1m (1)	2:33.13	28.80s	30.99s
4	Hidden Delight	9	159.4m	10.9m (1)	105.7m (1)	2:42.83	35.50s	33.55s

Finish Position and metres gained

First Arrow shows distance gain/loss from 2nd Qtr to 3rd Qtr,
Second Arrow shows distance gain/loss from 3rd Qtr to Finish
Blue arrow indicates best gain in these quarters.



800

Visual positions in race at 2nd Quarter



400

Visual positions in race at 3rd Quarter



Powered by



Harness Analyser

Sectional Analysis Software

Not just form | Free Trial

www.facebook.com/PJHarnessRacing



RISE Digital, Harness Racing Australia nor the provider accepts any responsibility for the completeness or accuracy of any of the information contained herein, and makes no representations about its suitability for any particular purpose. Users should make their own judgements about those matters and/or seek independent advice. You assume all risks associated with use of data provided on this page