

# Menangle Race 1 Distance 1609m

Saturday, 23 August 2025




Gross Time: 1:48.50 MileRate: 1:48.50 LeadTime: 0.00s First Qtr: 26.60s Second Qtr: 27.40s Third Qtr: 27.40s Fourth Qtr: 27.10s

DATA TABLE: 800 / 400 Posi's are position from leader and (how wide the horse was at that position)

No	Horse	Plc	Mar	800 Posi	400 Posi	Time	3rd Qtr	4th Qt
5	Oliver Dan	1	0.0m	0.0m (1)	0.0m (0)	1:48.50	27.40s	27.10s
6	Classic Mission	2	3.8m	5.3m (1)	4.4m (0)	1:48.77	27.34s	27.07s
7	Jewel Melody	3	20.3m	20.0m (1)	19.9m (2)	1:49.95	27.39s	27.20s
10	Skylord	4	20.5m	15.9m (1)	13.8m (1)	1:49.96	27.25s	27.63s
3	Major Perry	5	21.2m	13.7m (0)	21.9m (0)	1:50.01	27.95s	27.13s
2	Rock N Roll Doo	6	25.3m	9.0m (0)	19.1m (1)	1:50.31	28.08s	27.61s
8	Caulonia Courage	7	27.8m	10.3m (1)	8.9m (0)	1:50.48	27.30s	28.48s
9	Spirit Of Arion	8	30.7m	33.1m (0)	28.9m (0)	1:50.69	27.11s	27.33s
1	Jay Ok	9	34.5m	17.8m (0)	24.4m (1)	1:50.96	27.84s	27.91s
4	Royal Division	10	38.0m	4.3m (0)	13.6m (0)	1:51.21	28.03s	28.89s

## Finish Position and metres gained

First Arrow shows distance gain/loss from 2nd Qtr to 3rd Qtr,  
Second Arrow shows distance gain/loss from 3rd Qtr to Finish  
Blue arrow indicates best gain in these quarters.



# Menangle Race 2 Distance 2300m

Saturday, 23 August 2025

Gross Time: 2:43.60 MileRate: 1:54.50 LeadTime: 47.50s First Qtr: 30.20s Second Qtr: 30.90s Third Qtr: 27.60s Fourth Qtr: 27.40s

DATA TABLE: 800 / 400 Posi's are position from leader and (how wide the horse was at that position)

No	Horse	Plc	Mar	800 Posi	400 Posi	Time	3rd Qtr	4th Qt
5	Coastal Drive	1	0.0m	0.0m (0)	0.0m (0)	2:43.60	27.60s	27.40s
10	Alta William	2	0.4m	4.1m (0)	4.1m (0)	2:43.63	27.60s	27.15s
9	Raging Sea	3	1.5m	5.7m (1)	5.8m (1)	2:43.71	27.61s	27.11s
7	Guilty Party	4	1.6m	14.1m (1)	13.4m (1)	2:43.72	27.55s	26.60s
4	Sinaloa	5	4.6m	8.8m (0)	7.9m (0)	2:43.93	27.54s	27.19s
2	Jordy	6	5.1m	1.6m (1)	1.1m (1)	2:43.97	27.57s	27.69s
8	Romanee	7	6.4m	10.0m (1)	9.9m (1)	2:44.06	27.59s	27.19s
1	Our Uncle Jim	8	7.1m	13.4m (0)	12.6m (0)	2:44.11	27.54s	27.05s
3	Sahara Sirocco	9	9.5m	17.5m (0)	16.4m (0)	2:44.29	27.52s	26.97s

## Finish Position and metres gained

First Arrow shows distance gain/loss from 2nd Qtr to 3rd Qtr,  
Second Arrow shows distance gain/loss from 3rd Qtr to Finish  
Blue arrow indicates best gain in these quarters.



Visual positions in race at 2nd Quarter



Visual positions in race at 3rd Quarter

# Menangle Race 3 Distance 2300m

Saturday, 23 August 2025



Gross Time: 2:41.50 MileRate: 1:53.00 LeadTime: 47.50s First Qtr: 30.10s Second Qtr: 29.20s Third Qtr: 27.70s Fourth Qtr: 27.00s

DATA TABLE: 800 / 400 Posi's are position from leader and (how wide the horse was at that position)

No	Horse	Plc	Mar	800 Posi	400 Posi	Time	3rd Qtr	4th Qt
6	Kingman	1	0.0m	0.0m (0)	0.0m (0)	2:41.50	27.70s	27.00s
11	Ubetcha Tigerpie	2	3.4m	13.8m (1)	13.7m (2)	2:41.74	27.68s	26.31s
9	Ardens Ace	3	3.6m	8.5m (1)	9.2m (2)	2:41.76	27.74s	26.63s
7	Ripp	4	5.2m	7.6m (0)	8.2m (0)	2:41.87	27.74s	26.81s
2	Horn Player	5	6.6m	4.1m (0)	4.1m (0)	2:41.97	27.70s	27.19s
10	Loyalist	6	9.3m	18.4m (1)	17.5m (2)	2:42.16	27.62s	26.47s
3	Our Luciano	7	9.8m	11.9m (0)	13.0m (0)	2:42.20	27.76s	26.82s
5	Craftmans Charlie	8	11.3m	16.0m (0)	17.1m (0)	2:42.30	27.76s	26.64s
4	Cya Art	9	17.4m	4.5m (1)	4.9m (1)	2:42.74	27.73s	27.90s
8	Kanena Provlima	10	22.1m	20.3m (0)	21.8m (0)	2:43.07	27.78s	27.09s

## Finish Position and metres gained

First Arrow shows distance gain/loss from 2nd Qtr to 3rd Qtr,  
Second Arrow shows distance gain/loss from 3rd Qtr to Finish  
Blue arrow indicates best gain in these quarters.



800

Visual positions in race at 2nd Quarter



400

Visual positions in race at 3rd Quarter



Powered by



Harness Analyser

Sectional Analysis Software

Not just form | Free Trial

[www.facebook.com/PJHarnessRacing](http://www.facebook.com/PJHarnessRacing)



RISE Digital, Harness Racing Australia nor the provider accepts any responsibility for the completeness or accuracy of any of the information contained herein, and makes no representations about its suitability for any particular purpose. Users should make their own judgements about those matters and/or seek independent advice. You assume all risks associated with use of data provided on this page

# Menangle Race 4 Distance 1609m

Saturday, 23 August 2025


Gross Time: 1:50.90 MileRate: 1:50.90 LeadTime: 0.00s First Qtr: 27.20s Second Qtr: 28.80s Third Qtr: 27.80s Fourth Qtr: 27.10s

DATA TABLE: 800 / 400 Posi's are position from leader and (how wide the horse was at that position)

No	Horse	Plc	Mar	800 Posi	400 Posi	Time	3rd Qtr	4th Qt
5	Betterthancash	1	0.0m	9.1m (1)	11.0m (2)	1:50.90	27.92s	26.35s
7	Lamandier	2	5.6m	13.0m (0)	12.6m (0)	1:51.30	27.76s	26.64s
4	Double Act	3	6.5m	4.8m (1)	6.9m (2)	1:51.36	27.94s	27.10s
9	Surfers Delight	4	15.2m	13.1m (1)	15.1m (2)	1:51.98	27.92s	27.16s
3	Ooga Chaka	5	16.1m	0.0m (0)	0.0m (0)	1:52.05	27.80s	28.25s
10	Stormtide	6	16.5m	16.9m (1)	19.5m (2)	1:52.08	27.96s	26.95s
8	Fire Fox	7	16.8m	17.1m (0)	17.0m (0)	1:52.10	27.78s	27.14s
2	Dougs Platter	8	18.0m	4.1m (0)	4.1m (0)	1:52.18	27.80s	28.10s
1	Dance And Deliver	9	19.5m	8.7m (0)	8.8m (0)	1:52.29	27.80s	27.89s
6	Terry	10	20.3m	0.4m (1)	2.3m (1)	1:52.35	27.93s	28.39s

## Finish Position and metres gained

First Arrow shows distance gain/loss from 2nd Qtr to 3rd Qtr,  
Second Arrow shows distance gain/loss from 3rd Qtr to Finish  
Blue arrow indicates best gain in these quarters.



800

Visual positions in race at 2nd Quarter



400

Visual positions in race at 3rd Quarter



Powered by



Harness Analyser

Sectional Analysis Software

Not just form | Free Trial

[www.facebook.com/PJHarnessRacing](http://www.facebook.com/PJHarnessRacing)



RISE Digital, Harness Racing Australia nor the provider accepts any responsibility for the completeness or accuracy of any of the information contained herein, and makes no representations about its suitability for any particular purpose. Users should make their own judgements about those matters and/or seek independent advice. You assume all risks associated with use of data provided on this page

# Menangle Race 5 Distance 2300m

Saturday, 23 August 2025

Gross Time: 2:40.80

MileRate: 1:52.50

LeadTime: 48.40s

First Qtr: 29.60s

Second Qtr: 28.30s

Third Qtr: 27.50s


Fourth Qtr: 27.00s

DATA TABLE: 800 / 400 Posi's are position from leader and (how wide the horse was at that position)

No	Horse	Plc	Mar	800 Posi	400 Posi	Time	3rd Qtr	4th Qt
5	Miki To Success	1	0.0m	1.6m (1)	0.0m (1)	2:40.80	27.39s	27.00s
7	Ravishing Sloy	2	15.5m	5.7m (1)	6.1m (2)	2:41.90	27.53s	27.69s
8	Glitter Aint Gold	3	19.8m	10.4m (1)	10.5m (3)	2:42.21	27.50s	27.70s
9	Our Goat	4	20.1m	14.2m (1)	13.2m (2)	2:42.23	27.43s	27.54s
4	Luvareschs	5	21.4m	13.5m (0)	13.6m (1)	2:42.32	27.50s	27.60s
10	Vite Monet	6	22.9m	17.6m (0)	17.3m (2)	2:42.43	27.47s	27.45s
3	Look Like Diamonds	7	24.7m	5.6m (0)	5.3m (1)	2:42.56	27.48s	28.40s
11	Dangerous Threats	8	26.2m	22.2m (0)	18.7m (0)	2:42.66	27.25s	27.60s
2	Bella Danza	9	28.1m	9.7m (0)	9.5m (1)	2:42.80	27.48s	28.36s
6	Royal Cruiser	10	36.6m	0.0m (0)	0.4m (0)	2:43.40	27.53s	29.58s

## Finish Position and metres gained

First Arrow shows distance gain/loss from 2nd Qtr to 3rd Qtr,  
Second Arrow shows distance gain/loss from 3rd Qtr to Finish  
Blue arrow indicates best gain in these quarters.



Visual positions in race at 2nd Quarter



Visual positions in race at 3rd Quarter



Powered by



Harness Analyser

Sectional Analysis Software

Not just form | Free Trial

[www.facebook.com/PJHarnessRacing](http://www.facebook.com/PJHarnessRacing)



RISE Digital, Harness Racing Australia nor the provider accepts any responsibility for the completeness or accuracy of any of the information contained herein, and makes no representations about its suitability for any particular purpose. Users should make their own judgements about those matters and/or seek independent advice. You assume all risks associated with use of data provided on this page

# Menangle Race 6 Distance 1609m

Saturday, 23 August 2025


Gross Time: 1:53.30 MileRate: 1:53.30 LeadTime: 0.00s First Qtr: 26.20s Second Qtr: 29.90s Third Qtr: 29.60s Fourth Qtr: 27.60s

DATA TABLE: 800 / 400 Posi's are position from leader and (how wide the horse was at that position)

No	Horse	Plc	Mar	800 Posi	400 Posi	Time	3rd Qtr	4th Qt
3	Itzbuddha	1	0.0m	8.2m (0)	8.4m (0)	1:53.30	29.60s	27.00s
6	Montefiore	2	2.0m	6.9m (1)	4.7m (1)	1:53.45	29.43s	27.41s
7	Maurlen Boy	3	3.1m	15.6m (1)	12.6m (1)	1:53.53	29.35s	26.93s
5	Captain Bart	4	7.3m	11.5m (1)	8.6m (1)	1:53.83	29.37s	27.52s
9	Pablo Rocks	5	8.8m	16.9m (0)	17.6m (1)	1:53.94	29.61s	26.99s
10	Stagecoach	6	8.9m	2.8m (1)	0.8m (1)	1:53.95	29.45s	28.19s
1	Ohoka Nico	7	12.3m	0.0m (0)	0.0m (0)	1:54.19	29.60s	28.49s
4	Mondello Beach	8	13.2m	12.2m (0)	12.7m (0)	1:54.26	29.60s	27.66s
8	Promising	9	13.4m	20.0m (1)	12.8m (2)	1:54.27	29.04s	27.67s
2	Alta Magacian	10	14.6m	3.8m (0)	4.5m (0)	1:54.36	29.64s	28.34s

## Finish Position and metres gained

First Arrow shows distance gain/loss from 2nd Qtr to 3rd Qtr,  
Second Arrow shows distance gain/loss from 3rd Qtr to Finish  
Blue arrow indicates best gain in these quarters.



800

Visual positions in race at 2nd Quarter



400

Visual positions in race at 3rd Quarter

# Menangle Race 7 Distance 1609m

Saturday, 23 August 2025

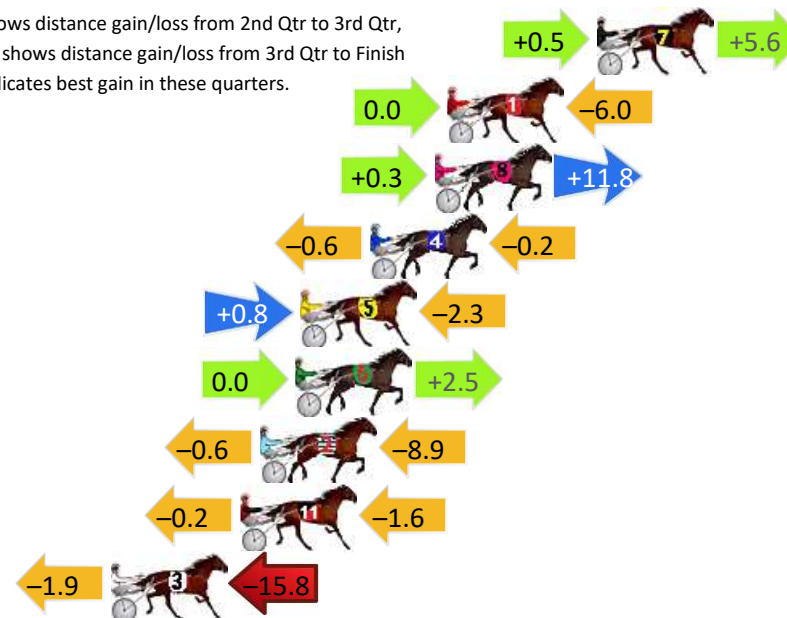
Gross Time: 1:52.50 MileRate: 1:52.50 LeadTime: 0.00s First Qtr: 27.00s Second Qtr: 29.70s Third Qtr: 28.30s Fourth Qtr: 27.50s

DATA TABLE: 800 / 400 Posi's are position from leader and (how wide the horse was at that position)

No	Horse	Plc	Mar	800 Posi	400 Posi	Time	3rd Qtr	4th Qt
7	The Answer	1	0.0m	6.1m (1)	5.6m (2)	1:52.50	28.26s	27.11s
1	Our Saydie Kay	2	6.0m	0.0m (0)	0.0m (0)	1:52.93	28.30s	27.93s
8	More Gooda	3	6.5m	18.6m (1)	18.3m (2)	1:52.97	28.26s	26.70s
4	Gipsy Princess	4	9.1m	8.3m (0)	8.9m (1)	1:53.16	28.33s	27.54s
5	Twilight Heaven	5	11.9m	10.4m (1)	9.6m (2)	1:53.36	28.24s	27.69s
6	Shez The Reason	6	12.1m	14.6m (1)	14.6m (1)	1:53.38	28.29s	27.36s
2	Snow Hunter	7	13.5m	4.0m (0)	4.6m (0)	1:53.48	28.34s	28.16s
11	Nothingbutwaves	8	14.3m	12.5m (0)	12.7m (0)	1:53.53	28.30s	27.65s
3	My Crackling Rosie	9	19.5m	1.8m (1)	3.7m (1)	1:53.91	28.43s	28.66s

## Finish Position and metres gained

First Arrow shows distance gain/loss from 2nd Qtr to 3rd Qtr,  
Second Arrow shows distance gain/loss from 3rd Qtr to Finish  
Blue arrow indicates best gain in these quarters.



Visual positions in race at 2nd Quarter



Visual positions in race at 3rd Quarter

# Menangle Race 8 Distance 2300m

Saturday, 23 August 2025

Gross Time: 2:45.20 MileRate: 1:55.60 LeadTime: 50.10s First Qtr: 30.70s Second Qtr: 28.70s Third Qtr: 27.60s Fourth Qtr: 28.10s

DATA TABLE: 800 / 400 Posi's are position from leader and (how wide the horse was at that position)

NoHorse	Plc	Mar	800 Posi	400 Posi	Time	3rd Qtr	4th Qt
10 Sheffield Sparky	1	0.0m	10.0m (1)	9.2m (1)	2:45.20	27.55s	27.47s
1 Captain Tom	2	0.8m	7.9m (0)	8.7m (0)	2:45.26	27.66s	27.56s
7 Play It Cool	3	1.3m	6.2m (1)	5.4m (1)	2:45.30	27.55s	27.82s
5 Springfield Affair	4	1.6m	0.0m (0)	0.0m (0)	2:45.32	27.60s	28.22s
6 Vinke B	5	2.4m	1.6m (1)	1.4m (1)	2:45.38	27.59s	28.18s
2 Bartello	6	5.3m	12.5m (0)	12.7m (0)	2:45.59	27.62s	27.61s
4 Jimmy James Maguire	7	6.3m	18.5m (1)	17.7m (2)	2:45.67	27.56s	27.34s
8 Tinder Surprise	8	15.2m	14.4m (1)	13.5m (1)	2:46.32	27.55s	28.29s
3 The Metal Flyer	9	17.7m	16.9m (0)	17.3m (0)	2:46.51	27.64s	28.21s
9 Tomahawk Bart	10	19.0m	3.8m (0)	5.2m (0)	2:46.60	27.70s	29.14s

## Finish Position and metres gained

First Arrow shows distance gain/loss from 2nd Qtr to 3rd Qtr, Second Arrow shows distance gain/loss from 3rd Qtr to Finish Blue arrow indicates best gain in these quarters.

