

Menangle Race 1 Distance 1609m

Monday, 25 August 2025

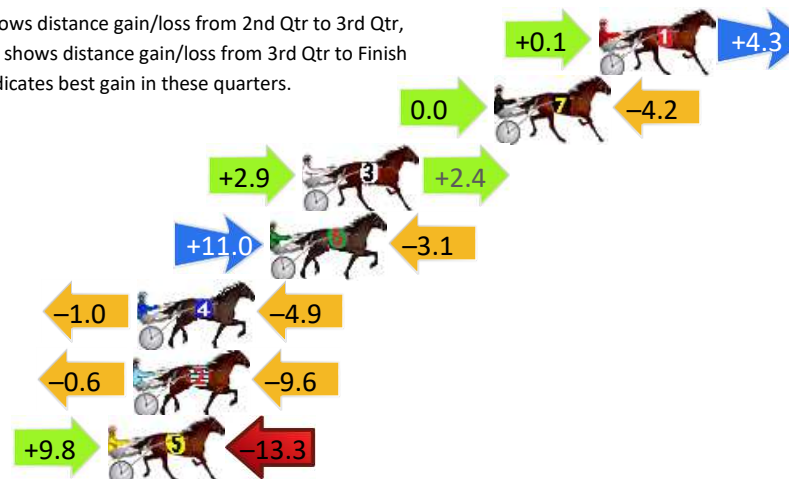
Gross Time: 1:55.60 MileRate: 1:55.60 LeadTime: 0.00s First Qtr: 28.10s Second Qtr: 30.50s Third Qtr: 29.50s Fourth Qtr: 27.40s

DATA TABLE: 800 / 400 Posi's are position from leader and (how wide the horse was at that position)

NoHorse	Plc	Mar	800 Posi	400 Posi	Time	3rd Qtr	4th Qt
1 Syds Joy	1	0.0m	4.4m (0)	4.3m (0)	1:55.60	29.48s	27.10s
7 Fake Friends	2	4.2m	0.0m (0)	0.0m (0)	1:55.90	29.50s	27.70s
3 Cheval Julia	3	11.9m	17.2m (0)	14.3m (1)	1:56.46	29.25s	27.24s
6 Romeghan	4	13.2m	21.1m (1)	10.1m (1)	1:56.55	28.67s	27.64s
4 Carlisle Way	5	18.5m	12.6m (0)	13.6m (0)	1:56.93	29.54s	27.77s
2 Bee My Lover	6	18.7m	8.5m (0)	9.1m (0)	1:56.95	29.52s	28.11s
5 Midnight Haze	7	19.7m	16.2m (1)	6.4m (1)	1:57.02	28.77s	28.37s

Finish Position and metres gained

First Arrow shows distance gain/loss from 2nd Qtr to 3rd Qtr,
Second Arrow shows distance gain/loss from 3rd Qtr to Finish
Blue arrow indicates best gain in these quarters.



800

Visual positions in race at 2nd Quarter



400

Visual positions in race at 3rd Quarter



Powered by



Harness Analyser

Sectional Analysis Software

Not just form | Free Trial

www.facebook.com/PJHarnessRacing



RISE Digital, Harness Racing Australia nor the provider accepts any responsibility for the completeness or accuracy of any of the information contained herein, and makes no representations about its suitability for any particular purpose. Users should make their own judgements about those matters and/or seek independent advice. You assume all risks associated with use of data provided on this page

Menangle Race 2 Distance 1609m

Monday, 25 August 2025

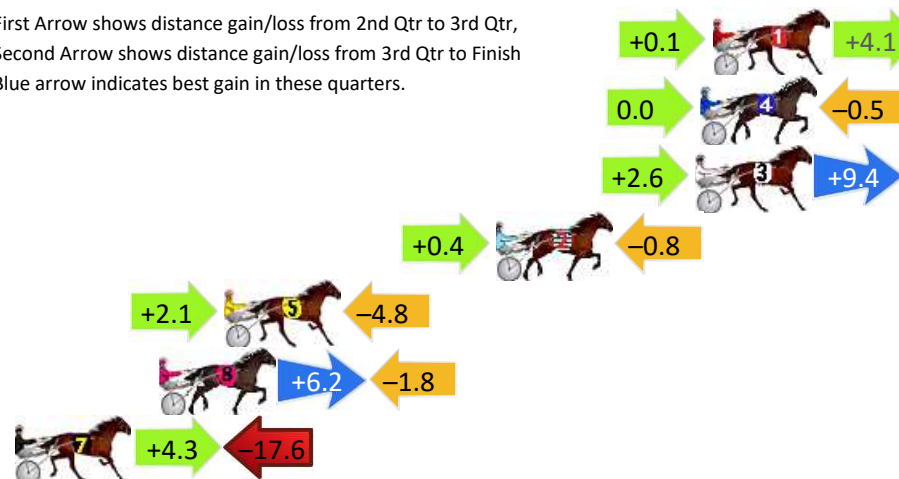
Gross Time: 1:55.10 MileRate: 1:55.10 LeadTime: 0.00s First Qtr: 28.40s Second Qtr: 31.50s Third Qtr: 29.10s Fourth Qtr: 26.10s

DATA TABLE: 800 / 400 Posi's are position from leader and (how wide the horse was at that position)

NoHorse	Plc	Mar	800 Posi	400 Posi	Time	3rd Qtr	4th Qt
1 Wheres My Reason	1	0.0m	4.2m (0)	4.1m (0)	1:55.10	29.08s	25.82s
4 Oshley	2	0.5m	0.0m (0)	0.0m (0)	1:55.13	29.10s	26.13s
3 Applauding	3	0.7m	12.7m (0)	10.1m (1)	1:55.15	28.87s	25.45s
2 Cheval Tiger	4	8.7m	8.3m (0)	7.9m (0)	1:55.70	29.04s	26.16s
5 Heartof Kingsclair	5	19.6m	16.9m (0)	14.8m (1)	1:56.45	28.89s	26.44s
8 Adah Koko	6	22.2m	26.6m (0)	20.4m (0)	1:56.63	28.58s	26.23s
7 Ceejay Haich	7	34.9m	21.6m (0)	17.3m (2)	1:57.50	28.73s	27.32s

Finish Position and metres gained

First Arrow shows distance gain/loss from 2nd Qtr to 3rd Qtr,
Second Arrow shows distance gain/loss from 3rd Qtr to Finish
Blue arrow indicates best gain in these quarters.



800

Visual positions in race at 2nd Quarter



400

Visual positions in race at 3rd Quarter



Powered by



Harness Analyser

Sectional Analysis Software

Not just form | Free Trial

www.facebook.com/PJHarnessRacing



RISE Digital, Harness Racing Australia nor the provider accepts any responsibility for the completeness or accuracy of any of the information contained herein, and makes no representations about its suitability for any particular purpose. Users should make their own judgements about those matters and/or seek independent advice. You assume all risks associated with use of data provided on this page

Menangle Race 3 Distance 1609m

Monday, 25 August 2025

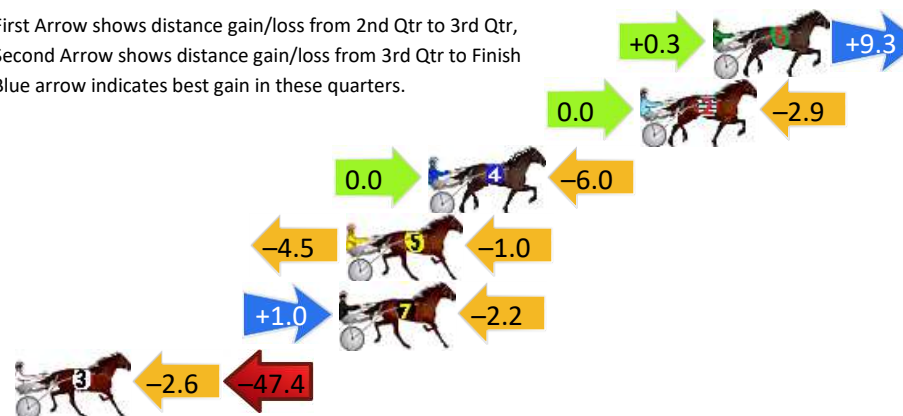
Gross Time: 1:53.90 MileRate: 1:53.90 LeadTime: 0.00s First Qtr: 26.90s Second Qtr: 30.70s Third Qtr: 28.80s Fourth Qtr: 27.50s

DATA TABLE: 800 / 400 Posi's are position from leader and (how wide the horse was at that position)

NoHorse	Plc	Mar	800 Posi	400 Posi	Time	3rd Qtr	4th Qt
6 Dolly Rocket	1	0.0m	9.6m (1)	9.3m (2)	1:53.90	28.76s	26.85s
2 A True Love	2	2.9m	0.0m (0)	0.0m (0)	1:54.11	28.80s	27.71s
4 Mardibringsaparty	3	11.4m	5.4m (1)	5.4m (1)	1:54.72	28.79s	27.95s
5 Dynamites Best	4	14.7m	9.2m (0)	13.7m (0)	1:54.96	29.10s	27.60s
7 Wicked Susan	5	15.0m	13.8m (1)	12.8m (1)	1:54.99	28.71s	27.69s
3 Dear Darling	6	54.8m	4.8m (0)	7.4m (0)	1:57.87	28.98s	30.95s

Finish Position and metres gained

First Arrow shows distance gain/loss from 2nd Qtr to 3rd Qtr,
Second Arrow shows distance gain/loss from 3rd Qtr to Finish
Blue arrow indicates best gain in these quarters.



8
0
0

Visual positions in race at 2nd Quarter



4
0
0

Visual positions in race at 3rd Quarter



Powered by



Harness Analyser

Sectional Analysis Software

Not just form | Free Trial

www.facebook.com/PJHarnessRacing



RISE Digital, Harness Racing Australia nor the provider accepts any responsibility for the completeness or accuracy of any of the information contained herein, and makes no representations about its suitability for any particular purpose. Users should make their own judgements about those matters and/or seek independent advice. You assume all risks associated with use of data provided on this page

Menangle Race 4 Distance 1609m

Monday, 25 August 2025

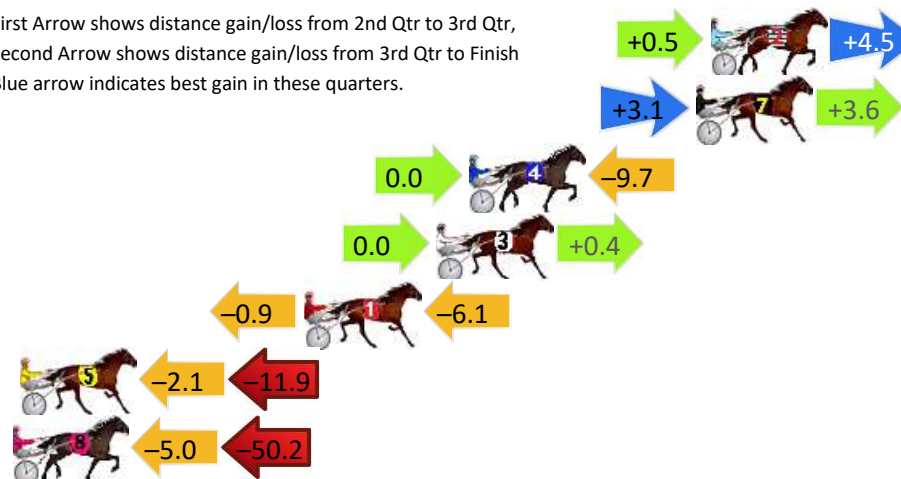
Gross Time: 1:53.50 MileRate: 1:53.50 LeadTime: 0.00s First Qtr: 26.80s Second Qtr: 29.60s Third Qtr: 29.30s Fourth Qtr: 27.80s

DATA TABLE: 800 / 400 Posi's are position from leader and (how wide the horse was at that position)

NoHorse	Plc	Mar	800 Posi	400 Posi	Time	3rd Qtr	4th Qt
2 Got My Eye On You	1	0.0m	5.0m (0)	4.5m (0)	1:53.50	29.26s	27.48s
7 One More Reason	2	0.6m	7.3m (1)	4.2m (1)	1:53.54	29.07s	27.55s
4 Keno Rosie	3	9.7m	0.0m (0)	0.0m (0)	1:54.21	29.30s	28.51s
3 Tiger Jewel	4	11.0m	11.4m (1)	11.4m (2)	1:54.30	29.28s	27.80s
1 Mammals Jewel	5	16.3m	9.3m (0)	10.2m (0)	1:54.69	29.34s	28.27s
5 Thats Wicked	6	27.7m	13.7m (0)	15.8m (0)	1:55.53	29.42s	28.71s
8 Minor Premier	7	58.3m	3.1m (1)	8.1m (1)	1:57.76	29.65s	31.49s

Finish Position and metres gained

First Arrow shows distance gain/loss from 2nd Qtr to 3rd Qtr,
Second Arrow shows distance gain/loss from 3rd Qtr to Finish
Blue arrow indicates best gain in these quarters.



800

Visual positions in race at 2nd Quarter



400

Visual positions in race at 3rd Quarter

Menangle Race 5 Distance 1609m

Monday, 25 August 2025

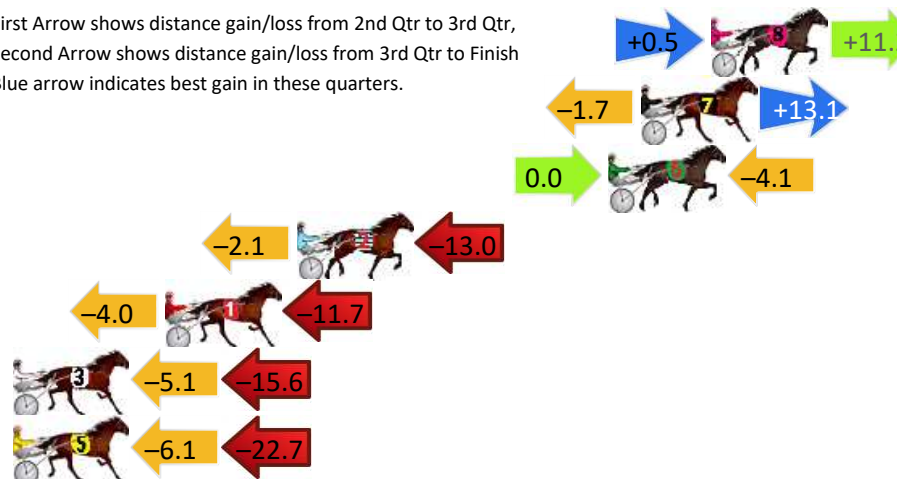
Gross Time: 1:53.60 MileRate: 1:53.60 LeadTime: 0.00s First Qtr: 26.90s Second Qtr: 30.00s Third Qtr: 28.40s Fourth Qtr: 28.30s

DATA TABLE: 800 / 400 Posi's are position from leader and (how wide the horse was at that position)

NoHorse	Plc	Mar	800 Posi	400 Posi	Time	3rd Qtr	4th Qt
8 Bogdanavic	1	0.0m	11.7m (1)	11.2m (2)	1:53.60	28.36s	27.51s
7 Lewie Kelly	2	2.8m	14.2m (0)	15.9m (3)	1:53.81	28.52s	27.39s
6 Lexy	3	4.1m	0.0m (0)	0.0m (0)	1:53.90	28.40s	28.60s
2 Amerikin Runa	4	16.6m	1.5m (1)	3.6m (1)	1:54.83	28.55s	29.28s
1 Kirphilbri	5	21.9m	6.2m (0)	10.2m (0)	1:55.23	28.68s	29.21s
3 Only One Reason	6	30.9m	10.2m (0)	15.3m (0)	1:55.90	28.76s	29.52s
5 Captain Pinnacle	7	36.0m	7.2m (1)	13.3m (1)	1:56.28	28.83s	30.04s

Finish Position and metres gained

First Arrow shows distance gain/loss from 2nd Qtr to 3rd Qtr,
Second Arrow shows distance gain/loss from 3rd Qtr to Finish
Blue arrow indicates best gain in these quarters.



800

Visual positions in race at 2nd Quarter



400

Visual positions in race at 3rd Quarter



Powered by



Harness Analyser

Sectional Analysis Software

Not just form | Free Trial

www.facebook.com/PJHarnessRacing



RISE Digital, Harness Racing Australia nor the provider accepts any responsibility for the completeness or accuracy of any of the information contained herein, and makes no representations about its suitability for any particular purpose. Users should make their own judgements about those matters and/or seek independent advice. You assume all risks associated with use of data provided on this page

Menangle Race 6 Distance 1609m

Monday, 25 August 2025


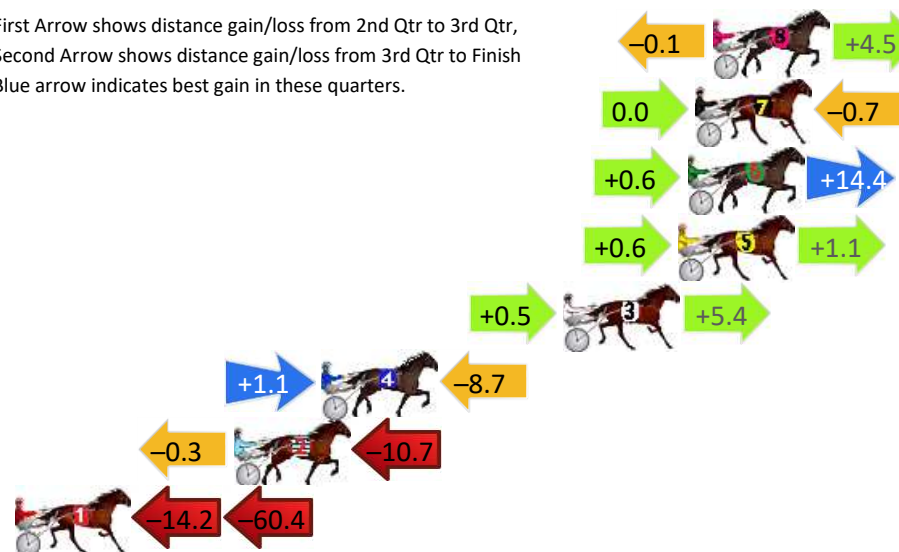
Gross Time: 1:55.70 MileRate: 1:55.70 LeadTime: 0.00s First Qtr: 28.10s Second Qtr: 30.70s Third Qtr: 29.30s Fourth Qtr: 27.60s

DATA TABLE: 800 / 400 Posi's are position from leader and (how wide the horse was at that position)


NoHorse	Plc	Mar	800 Posi	400 Posi	Time	3rd Qtr	4th Qt
8 Cantplza Malteeza	1	0.0m	4.4m (0)	4.5m (0)	1:55.70	29.30s	27.28s
7 Fearful	2	0.7m	0.0m (0)	0.0m (0)	1:55.75	29.30s	27.65s
6 Aftershock	3	1.0m	16.0m (1)	15.4m (2)	1:55.77	29.22s	26.58s
5 The Wicked Warrior	4	1.4m	3.1m (1)	2.5m (1)	1:55.80	29.25s	27.53s
3 Modern Mischief	5	6.0m	11.9m (1)	11.4m (2)	1:56.14	29.24s	27.23s
4 Georges World	6	15.7m	8.1m (1)	7.0m (1)	1:56.84	29.21s	28.25s
2 August Star	7	19.2m	8.2m (0)	8.5m (0)	1:57.09	29.30s	28.39s
1 Papier Mache	8	177.8m	103.2m (0)	117.4m (0)	2:08.61	30.08s	32.21s

Finish Position and metres gained

First Arrow shows distance gain/loss from 2nd Qtr to 3rd Qtr, Second Arrow shows distance gain/loss from 3rd Qtr to Finish Blue arrow indicates best gain in these quarters.



Visual positions in race at 2nd Quarter



Visual positions in race at 3rd Quarter

Menangle Race 7 Distance 1609m

Monday, 25 August 2025

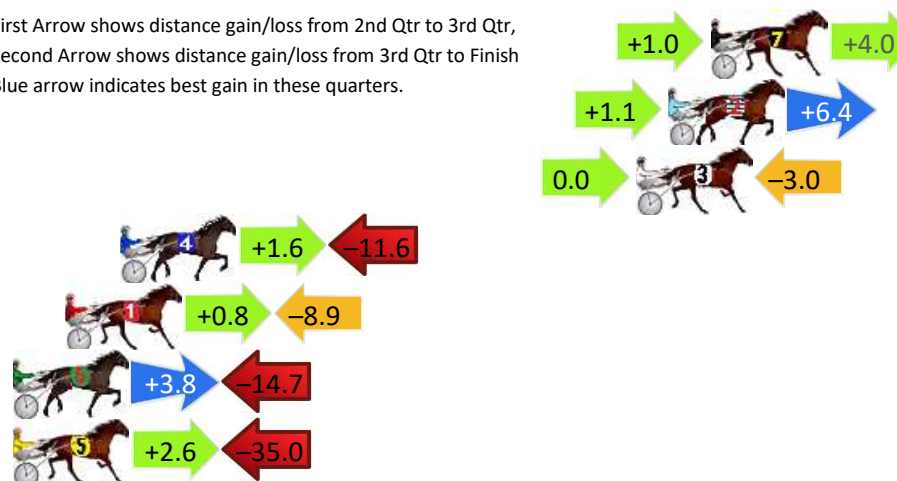
Gross Time: 1:54.40 MileRate: 1:54.40 LeadTime: 0.00s First Qtr: 27.70s Second Qtr: 30.90s Third Qtr: 28.90s Fourth Qtr: 26.90s

DATA TABLE: 800 / 400 Posi's are position from leader and (how wide the horse was at that position)

NoHorse	Plc	Mar	800 Posi	400 Posi	Time	3rd Qtr	4th Qt
7 Violet Hanover	1	0.0m	5.0m (0)	4.0m (0)	1:54.40	28.82s	26.62s
2 Baby Your The One	2	1.7m	9.2m (0)	8.1m (0)	1:54.52	28.80s	26.46s
3 Shes A Warrawee	3	3.0m	0.0m (0)	0.0m (0)	1:54.61	28.90s	27.11s
4 Miss Tiger	4	23.7m	13.7m (0)	12.1m (0)	1:56.08	28.76s	27.74s
1 Bettor Brilliance	5	25.9m	17.8m (0)	17.0m (0)	1:56.24	28.80s	27.56s
6 True Logic	6	30.8m	19.9m (1)	16.1m (1)	1:56.58	28.59s	27.97s
5 Basils Blacksparra	7	47.3m	14.9m (1)	12.3m (1)	1:57.75	28.69s	29.40s

Finish Position and metres gained

First Arrow shows distance gain/loss from 2nd Qtr to 3rd Qtr,
Second Arrow shows distance gain/loss from 3rd Qtr to Finish
Blue arrow indicates best gain in these quarters.



800

Visual positions in race at 2nd Quarter



400

Visual positions in race at 3rd Quarter



Powered by



Harness Analyser

Sectional Analysis Software

Not just form | Free Trial

www.facebook.com/PJHarnessRacing



RISE Digital, Harness Racing Australia nor the provider accepts any responsibility for the completeness or accuracy of any of the information contained herein, and makes no representations about its suitability for any particular purpose. Users should make their own judgements about those matters and/or seek independent advice. You assume all risks associated with use of data provided on this page

Menangle Race 8 Distance 1609m

Monday, 25 August 2025

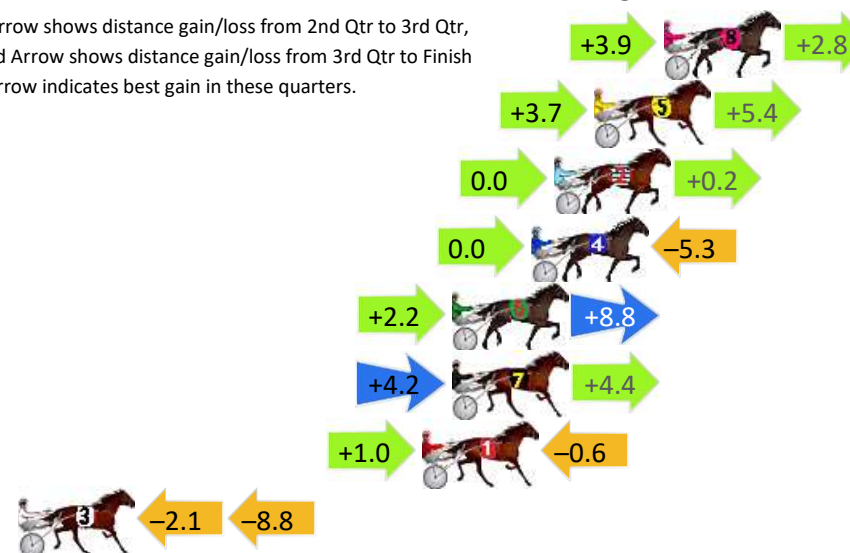
Gross Time: 1:55.60 MileRate: 1:55.60 LeadTime: 0.00s First Qtr: 29.30s Second Qtr: 29.80s Third Qtr: 28.00s Fourth Qtr: 28.50s

DATA TABLE: 800 / 400 Posi's are position from leader and (how wide the horse was at that position)

No	Horse	Plc	Mar	800 Posi	400 Posi	Time	3rd Qtr	4th Qt
8	Cowboy Culture	1	0.0m	6.7m (1)	2.8m (1)	1:55.60	27.73s	28.31s
5	Believe In Dreams	2	2.8m	11.9m (1)	8.2m (1)	1:55.81	27.75s	28.14s
2	Aurora Mighty Rob	3	4.4m	4.6m (0)	4.6m (0)	1:55.93	28.00s	28.51s
4	Nothing Finer	4	5.3m	0.0m (0)	0.0m (0)	1:56.00	28.00s	28.90s
6	Rocknroll Bling	5	8.5m	19.5m (0)	17.3m (1)	1:56.24	27.85s	27.92s
7	Lucky Bambino	6	8.5m	17.1m (1)	12.9m (2)	1:56.24	27.72s	28.23s
1	Stannum	7	9.7m	10.1m (0)	9.1m (0)	1:56.33	27.94s	28.59s
3	Imallattitude	8	25.9m	15.0m (0)	17.1m (0)	1:57.54	28.16s	29.24s

Finish Position and metres gained

First Arrow shows distance gain/loss from 2nd Qtr to 3rd Qtr,
Second Arrow shows distance gain/loss from 3rd Qtr to Finish
Blue arrow indicates best gain in these quarters.



800

Visual positions in race at 2nd Quarter



400

Visual positions in race at 3rd Quarter



Powered by



Harness Analyser

Sectional Analysis Software

Not just form | Free Trial

www.facebook.com/PJHarnessRacing



RISE Digital, Harness Racing Australia nor the provider accepts any responsibility for the completeness or accuracy of any of the information contained herein, and makes no representations about its suitability for any particular purpose. Users should make their own judgements about those matters and/or seek independent advice. You assume all risks associated with use of data provided on this page

Menangle Race 9 Distance 1609m

Monday, 25 August 2025



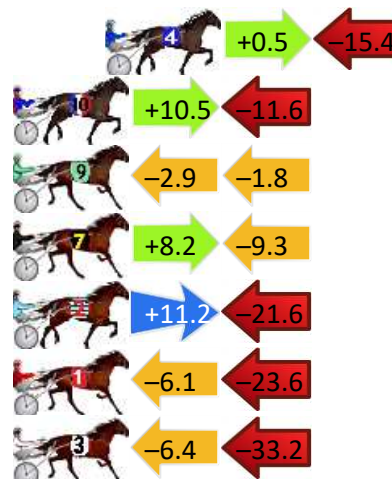
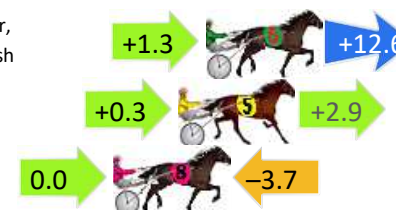
Gross Time: 1:51.00 MileRate: 1:51.00 LeadTime: 0.00s First Qtr: 26.40s Second Qtr: 28.30s Third Qtr: 28.30s Fourth Qtr: 28.00s

DATA TABLE: 800 / 400 Posi's are position from leader and (how wide the horse was at that position)

NoHorse	Plc	Mar	800 Posi	400 Posi	Time	3rd Qtr	4th Qt
6 Evelyns Dragon	1	0.0m	13.9m (0)	12.6m (0)	1:51.00	28.20s	27.12s
5 Oakie Smokeshow	2	1.1m	4.3m (0)	4.0m (0)	1:51.08	28.28s	27.80s
8 Jungle Dragon	3	3.7m	0.0m (0)	0.0m (0)	1:51.27	28.30s	28.27s
4 Renrow Boy	4	24.3m	9.4m (0)	8.9m (0)	1:52.79	28.26s	29.17s
10 Matt Gregors Boy	5	30.5m	29.4m (1)	18.9m (0)	1:53.25	27.55s	28.93s
9 Walter Warlock	6	33.1m	28.4m (0)	31.3m (2)	1:53.44	28.49s	28.25s
7 The County Sheriff	7	35.8m	34.7m (0)	26.5m (1)	1:53.64	27.71s	28.78s
2 Itz Bad	8	44.1m	33.7m (1)	22.5m (1)	1:54.25	27.51s	29.67s
1 Young Nelson	9	53.6m	23.9m (0)	30.0m (0)	1:54.95	28.72s	29.85s
3 Jus Bling It	10	59.5m	19.9m (0)	26.3m (0)	1:55.38	28.74s	30.54s

Finish Position and metres gained

First Arrow shows distance gain/loss from 2nd Qtr to 3rd Qtr,
Second Arrow shows distance gain/loss from 3rd Qtr to Finish
Blue arrow indicates best gain in these quarters.



Menangle Race 10 Distance 1609m

Monday, 25 August 2025

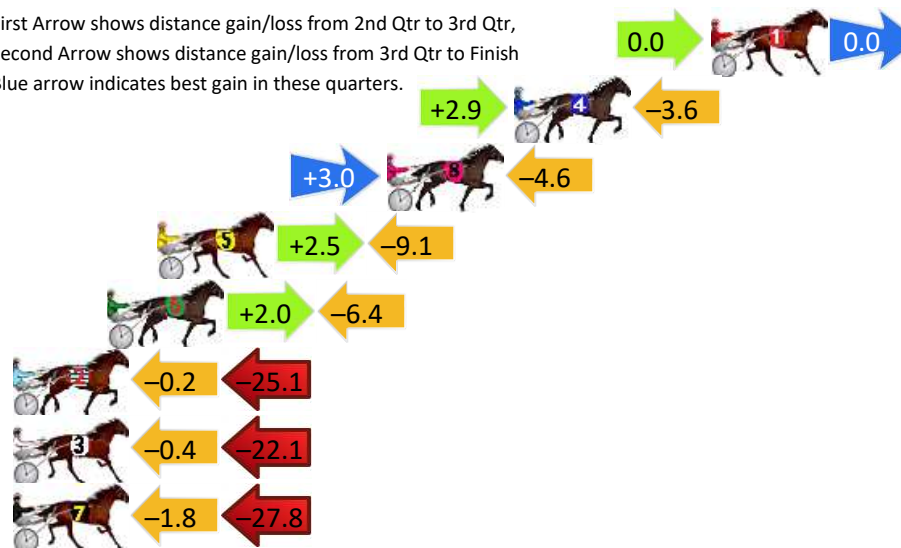
Gross Time: 1:55.10 MileRate: 1:55.10 LeadTime: 0.00s First Qtr: 29.60s Second Qtr: 30.70s Third Qtr: 28.50s Fourth Qtr: 26.30s

DATA TABLE: 800 / 400 Posi's are position from leader and (how wide the horse was at that position)

No	Horse	Plc	Mar	800 Posi	400 Posi	Time	3rd Qtr	4th Qt
1	Smirkin Serene	1	0.0m	0.0m (0)	0.0m (0)	1:55.10	28.50s	26.30s
4	The Swift One	2	7.9m	7.2m (1)	4.3m (1)	1:55.65	28.29s	26.55s
8	Personified	3	13.0m	11.4m (1)	8.4m (1)	1:56.00	28.27s	26.63s
5	Sweet Tara	4	22.2m	15.6m (1)	13.1m (1)	1:56.64	28.29s	26.95s
6	Windy Hill Lucy	5	24.2m	19.8m (0)	17.8m (1)	1:56.78	28.31s	26.77s
2	Watch Africandance	6	29.8m	4.5m (0)	4.7m (0)	1:57.17	28.50s	28.05s
3	Jewel Angel	7	32.1m	9.6m (0)	10.0m (0)	1:57.33	28.50s	27.85s
7	Get Us A Tinny	8	44.3m	14.7m (0)	16.5m (0)	1:58.17	28.58s	28.25s

Finish Position and metres gained

First Arrow shows distance gain/loss from 2nd Qtr to 3rd Qtr,
Second Arrow shows distance gain/loss from 3rd Qtr to Finish
Blue arrow indicates best gain in these quarters.



800

Visual positions in race at 2nd Quarter



400

Visual positions in race at 3rd Quarter



Powered by



Harness Analyser

Sectional Analysis Software

Not just form | Free Trial

www.facebook.com/PJHarnessRacing



RISE Digital, Harness Racing Australia nor the provider accepts any responsibility for the completeness or accuracy of any of the information contained herein, and makes no representations about its suitability for any particular purpose. Users should make their own judgements about those matters and/or seek independent advice. You assume all risks associated with use of data provided on this page

Menangle Race 11 Distance 1609m

Monday, 25 August 2025

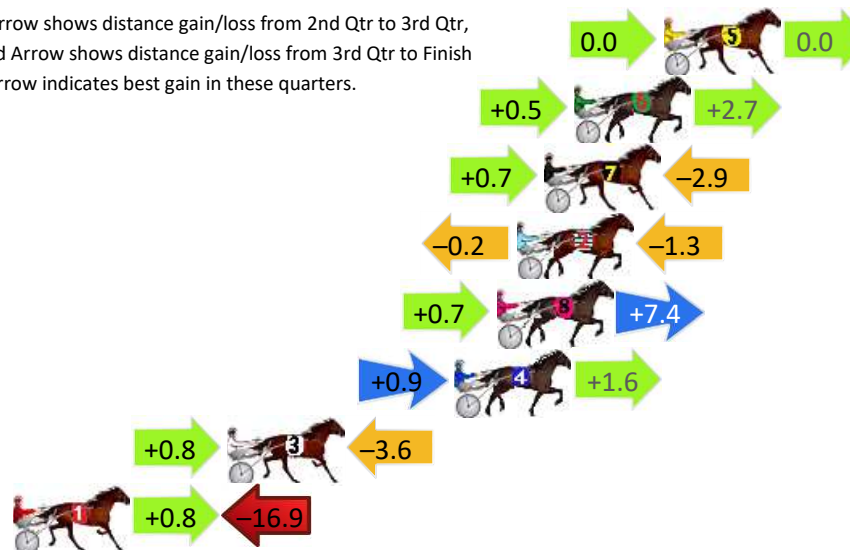
Gross Time: 1:54.50 MileRate: 1:54.50 LeadTime: 0.00s First Qtr: 28.00s Second Qtr: 30.70s Third Qtr: 29.00s Fourth Qtr: 26.80s

DATA TABLE: 800 / 400 Posi's are position from leader and (how wide the horse was at that position)

NoHorse	Plc	Mar	800 Posi	400 Posi	Time	3rd Qtr	4th Qt
5 Mac Bon	1	0.0m	0.0m (0)	0.0m (0)	1:54.50	29.00s	26.80s
6 Withdistinction	2	3.6m	6.8m (1)	6.3m (1)	1:54.75	28.95s	26.62s
7 Soho Darknstormy	3	4.8m	2.6m (1)	1.9m (1)	1:54.84	28.95s	27.00s
2 Lit The Wick	4	5.9m	4.4m (0)	4.6m (0)	1:54.92	29.00s	26.90s
8 Half Holiday	5	6.7m	14.8m (1)	14.1m (1)	1:54.97	28.91s	26.30s
4 Slipalong Saint	6	8.4m	10.9m (1)	10.0m (1)	1:55.09	28.91s	26.70s
3 Seven Tee Two	7	17.5m	14.7m (0)	13.9m (0)	1:55.74	28.90s	27.08s
1 Wicked Legend	8	26.1m	10.0m (0)	9.2m (0)	1:56.34	28.92s	28.00s

Finish Position and metres gained

First Arrow shows distance gain/loss from 2nd Qtr to 3rd Qtr,
Second Arrow shows distance gain/loss from 3rd Qtr to Finish
Blue arrow indicates best gain in these quarters.



800

Visual positions in race at 2nd Quarter



400

Visual positions in race at 3rd Quarter

