

# Albury Race 1 Distance 1770m

Tuesday, 26 August 2025

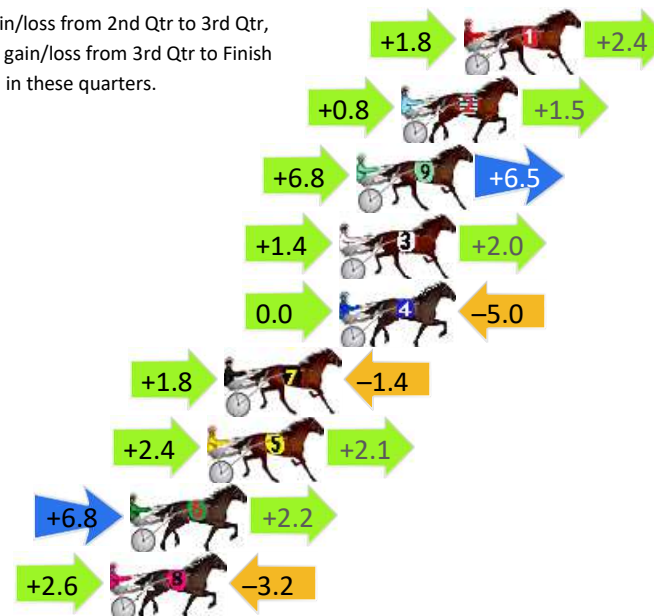
Gross Time: 2:12.00 MileRate: 2:00.00 LeadTime: 11.90s First Qtr: 31.00s Second Qtr: 30.00s Third Qtr: 29.20s Fourth Qtr: 29.90s

DATA TABLE: 800 / 400 Posi's are position from leader and (how wide the horse was at that position)

No	Horse	Plc	Mar	800 Posi	400 Posi	Time	3rd Qtr	4th Qt
1	Major Huss	1	0.0m	4.2m (1)	2.4m (1)	2:12.00	29.07s	29.72s
2	Eyedidntloseit	2	2.5m	4.8m (0)	4.0m (0)	2:12.20	29.14s	29.79s
9	Alwaysatthebeach	3	4.3m	17.6m (1)	10.8m (2)	2:12.34	28.71s	29.42s
3	Tuffasoldboots	4	5.0m	8.4m (1)	7.0m (1)	2:12.39	29.10s	29.75s
4	Megs Monaro	4	5.0m	0.0m (0)	0.0m (0)	2:12.39	29.20s	30.27s
7	Betterthantheboyz	6	9.6m	10.0m (0)	8.2m (0)	2:12.75	29.07s	30.00s
5	Tapanga Miss	7	10.3m	14.8m (0)	12.4m (0)	2:12.81	29.03s	29.74s
6	Wamboyne Machete	8	13.4m	22.4m (1)	15.6m (2)	2:13.05	28.70s	29.74s
8	Nifty Ambition	9	14.2m	13.6m (1)	11.0m (1)	2:13.11	29.01s	30.14s

## Finish Position and metres gained

First Arrow shows distance gain/loss from 2nd Qtr to 3rd Qtr,  
Second Arrow shows distance gain/loss from 3rd Qtr to Finish  
Blue arrow indicates best gain in these quarters.



800

Visual positions in race at 2nd Quarter



400

Visual positions in race at 3rd Quarter



# Albury Race 2 Distance 1770m

Tuesday, 26 August 2025

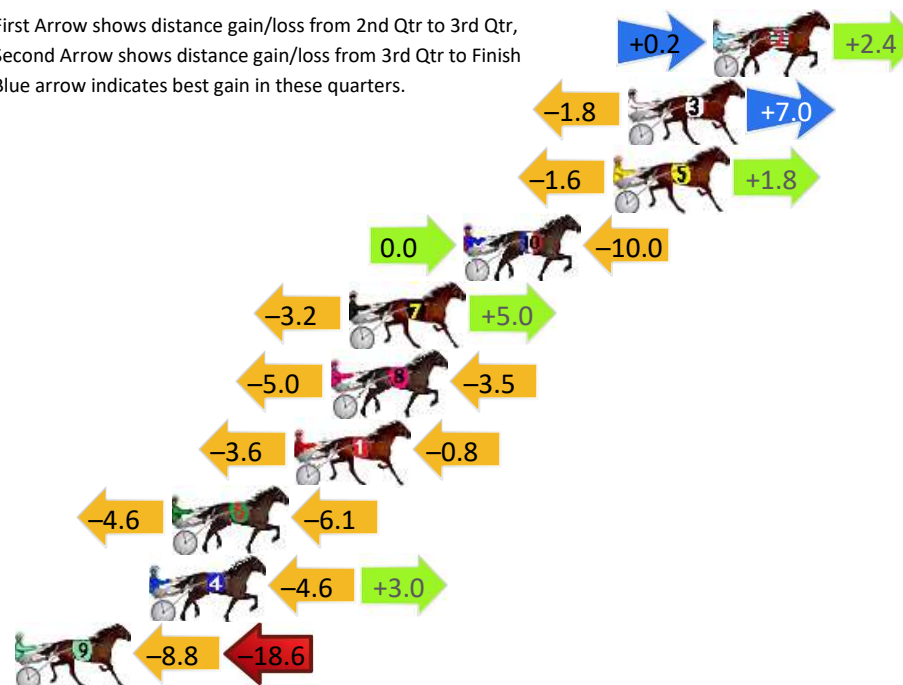
Gross Time: 2:13.40 MileRate: 2:01.30 LeadTime: 11.70s First Qtr: 30.20s Second Qtr: 31.40s Third Qtr: 29.40s Fourth Qtr: 30.70s

DATA TABLE: 800 / 400 Posi's are position from leader and (how wide the horse was at that position)

NoHorse	Plc	Mar	800 Posi	400 Posi	Time	3rd Qtr	4th Qt
2 Roll The Aces	1	0.0m	2.6m (1)	2.4m (1)	2:13.40	29.39s	30.52s
3 Cracker Miss	2	3.4m	8.6m (0)	10.4m (0)	2:13.67	29.55s	30.17s
5 Olly Odd Potts	3	4.0m	4.2m (0)	5.8m (0)	2:13.72	29.52s	30.56s
10 Jeremy Lou	4	10.0m	0.0m (0)	0.0m (0)	2:14.20	29.38s	31.46s
7 Complicated	5	14.6m	16.4m (0)	19.6m (0)	2:14.57	29.65s	30.32s
8 Pink Scooter	6	15.3m	6.8m (1)	11.8m (1)	2:14.63	29.77s	30.97s
1 Kristysgirl	7	16.8m	12.4m (0)	16.0m (1)	2:14.75	29.67s	30.76s
6 Crimson Rock	8	21.7m	11.0m (1)	15.6m (2)	2:15.14	29.73s	31.17s
4 Blues Terror	9	22.6m	21.0m (0)	25.6m (0)	2:15.22	29.75s	30.47s
9 Call Me Dragon	10	43.2m	15.8m (1)	24.6m (1)	2:16.87	30.03s	32.12s


## Finish Position and metres gained

First Arrow shows distance gain/loss from 2nd Qtr to 3rd Qtr, Second Arrow shows distance gain/loss from 3rd Qtr to Finish Blue arrow indicates best gain in these quarters.



800

Visual positions in race at 2nd Quarter



400

Visual positions in race at 3rd Quarter



Powered by



Harness Analyser

Sectional Analysis Software

Not just form | Free Trial

[www.facebook.com/PJHarnessRacing](http://www.facebook.com/PJHarnessRacing)



RISE Digital, Harness Racing Australia nor the provider accepts any responsibility for the completeness or accuracy of any of the information contained herein, and makes no representations about its suitability for any particular purpose. Users should make their own judgements about those matters and/or seek independent advice. You assume all risks associated with use of data provided on this page

# Albury Race 3 Distance 1770m

Tuesday, 26 August 2025


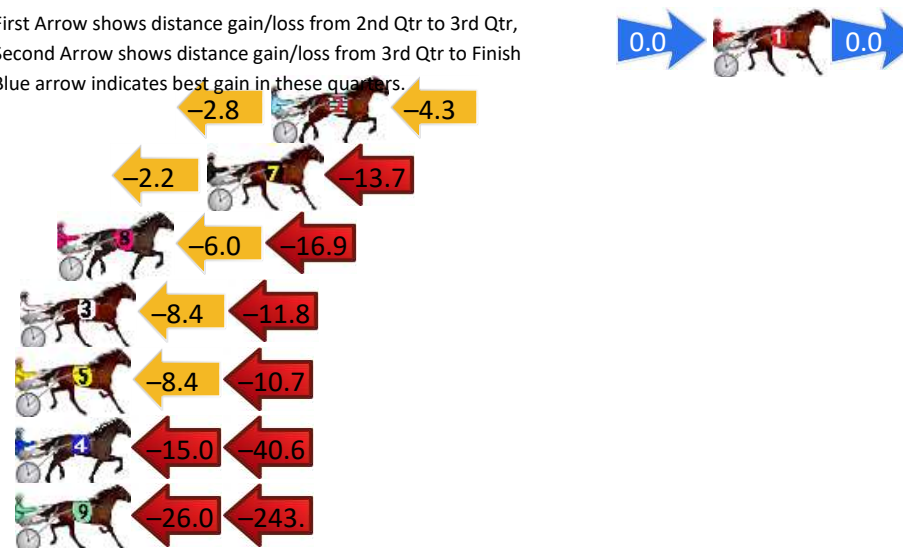
Gross Time: 2:13.50 MileRate: 2:01.40 LeadTime: 12.50s First Qtr: 32.60s Second Qtr: 30.60s Third Qtr: 28.40s Fourth Qtr: 29.40s

DATA TABLE: 800 / 400 Posi's are position from leader and (how wide the horse was at that position)

No	Horse	Plc	Mar	800 Posi	400 Posi	Time	3rd Qtr	4th Qt
1	Spring Delight	1	0.0m	0.0m (0)	0.0m (0)	2:13.50	28.40s	29.40s
2	All So Sassy	2	17.7m	10.6m (0)	13.4m (0)	2:14.86	28.60s	29.71s
7	Financially Stable	3	20.3m	4.4m (0)	6.6m (0)	2:15.06	28.54s	30.40s
8	Shaken Sands	4	26.3m	3.4m (1)	9.4m (1)	2:15.53	28.81s	30.64s
3	Orama	5	27.8m	7.6m (1)	16.0m (1)	2:15.64	28.99s	30.26s
5	Shez Bettors Babe	6	31.1m	12.0m (1)	20.4m (2)	2:15.90	28.99s	30.18s
4	Keayang Alex	7	95.6m	40.0m (0)	55.0m (0)	2:20.87	29.43s	32.37s
9	Pencil Me In	8	293.7m	24.0m (0)	50.0m (0)	2:36.14	29.97s	47.21s

## Finish Position and metres gained

First Arrow shows distance gain/loss from 2nd Qtr to 3rd Qtr,  
Second Arrow shows distance gain/loss from 3rd Qtr to Finish  
Blue arrow indicates best gain in these quarters.



# Albury Race 4 Distance 1770m

Tuesday, 26 August 2025

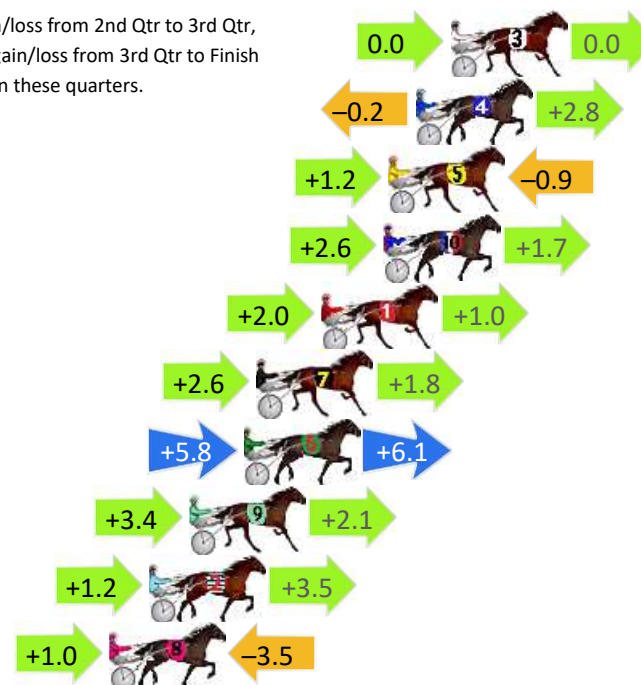
Gross Time: 2:17.50 MileRate: 2:05.00 LeadTime: 11.60s First Qtr: 32.00s Second Qtr: 33.50s Third Qtr: 30.60s Fourth Qtr: 29.80s

DATA TABLE: 800 / 400 Posi's are position from leader and (how wide the horse was at that position)

No	Horse	Plc	Mar	800 Posi	400 Posi	Time	3rd Qtr	4th Qt
3	Paddy Mach	1	0.0m	0.0m (0)	0.0m (0)	2:17.50	30.60s	29.80s
4	Our Ultimate Bonny	2	1.4m	4.0m (0)	4.2m (0)	2:17.61	30.61s	29.59s
5	Glamors Symbol	3	2.5m	2.8m (1)	1.6m (1)	2:17.70	30.51s	29.87s
10	Little Cool	4	2.7m	7.0m (1)	4.4m (2)	2:17.71	30.40s	29.67s
1	Napoli Nights	5	5.2m	8.2m (0)	6.2m (1)	2:17.91	30.45s	29.73s
7	Billees Jet	6	7.8m	12.2m (0)	9.6m (0)	2:18.11	30.40s	29.67s
6	Life Gets Better	7	8.3m	20.2m (1)	14.4m (1)	2:18.15	30.16s	29.35s
9	Hez On The Buzzer	8	10.5m	16.0m (1)	12.6m (3)	2:18.32	30.34s	29.64s
2	Moreartsthanclass	9	12.1m	16.8m (0)	15.6m (0)	2:18.44	30.51s	29.54s
8	Oktolove	10	13.7m	11.2m (1)	10.2m (2)	2:18.57	30.53s	30.06s

## Finish Position and metres gained

First Arrow shows distance gain/loss from 2nd Qtr to 3rd Qtr,  
Second Arrow shows distance gain/loss from 3rd Qtr to Finish  
Blue arrow indicates best gain in these quarters.



800

Visual positions in race at 2nd Quarter



400

Visual positions in race at 3rd Quarter



Powered by



Harness Analyser

Sectional Analysis Software

Not just form | Free Trial

www.facebook.com/PJHarnessRacing



RISE Digital, Harness Racing Australia nor the provider accepts any responsibility for the completeness or accuracy of any of the information contained herein, and makes no representations about its suitability for any particular purpose. Users should make their own judgements about those matters and/or seek independent advice. You assume all risks associated with use of data provided on this page



# Albury Race 5 Distance 2170m

Tuesday, 26 August 2025




Gross Time: 2:46.30 MileRate: 2:03.40 LeadTime: 42.70s First Qtr: 31.50s Second Qtr: 31.00s Third Qtr: 31.40s Fourth Qtr: 29.70s

DATA TABLE: 800 / 400 Posi's are position from leader and (how wide the horse was at that position)

No	Horse	Plc	Mar	800 Posi	400 Posi	Time	3rd Qtr	4th Qt
1	Always Exclusif	1	0.0m	0.0m (0)	0.0m (0)	2:46.30	31.40s	29.70s
10	Bolanalong	2	2.5m	13.2m (1)	11.6m (2)	2:46.49	31.26s	29.03s
3	Bettes Blue Violet	3	4.5m	9.0m (1)	6.8m (2)	2:46.65	31.23s	29.53s
2	Jiliby Ryder	4	4.9m	4.4m (0)	4.8m (0)	2:46.68	31.43s	29.71s
5	Changeover Girl	5	6.0m	13.4m (0)	11.4m (1)	2:46.77	31.24s	29.30s
4	Pirani Princess	6	9.3m	5.2m (1)	7.4m (1)	2:47.02	31.57s	29.84s
8	Cresco Threepeat	7	9.8m	0.6m (1)	2.8m (1)	2:47.06	31.58s	30.22s
9	Sneak A Peek	8	15.7m	17.8m (1)	18.2m (1)	2:47.52	31.43s	29.52s
6	Dollar Brownie	9	30.4m	9.0m (0)	10.2m (0)	2:48.67	31.53s	31.19s
7	Go Colour My World	10	179.6m	100.0m (0)	135.0m (0)	3:00.28	34.15s	32.99s

## Finish Position and metres gained

First Arrow shows distance gain/loss from 2nd Qtr to 3rd Qtr, Second Arrow shows distance gain/loss from 3rd Qtr to Finish Blue arrow indicates best gain in these quarters.



# Albury Race 6 Distance 1770m

Tuesday, 26 August 2025



Gross Time: 2:18.60 MileRate: 2:06.00 LeadTime: 12.00s First Qtr: 31.50s Second Qtr: 34.20s Third Qtr: 31.60s Fourth Qtr: 29.30s

DATA TABLE: 800 / 400 Posi's are position from leader and (how wide the horse was at that position)

NoHorse	Plc	Mar	800 Posi	400 Posi	Time	3rd Qtr	4th Qt
7 Shezalegacy	1	0.0m	3.6m (0)	5.0m (0)	2:18.60	31.69s	28.94s
6 Fiano	2	3.6m	13.2m (1)	0.0m (1)	2:18.88	30.61s	29.56s
1 Mister Raudonikis	3	3.9m	0.0m (0)	0.4m (0)	2:18.90	31.64s	29.55s
4 Two More Diamonds	4	10.2m	9.0m (1)	13.4m (1)	2:19.38	31.92s	29.07s
10 Millyano	5	11.3m	9.4m (0)	11.0m (0)	2:19.47	31.72s	29.32s
2 Jungle Shark	6	16.6m	4.6m (1)	9.4m (1)	2:19.88	31.98s	29.82s
5 Skinny Horace	7	19.3m	0.4m (1)	4.0m (1)	2:20.08	31.92s	30.41s
9 Hurricane Hugo	8	21.3m	17.2m (1)	12.8m (2)	2:20.24	31.29s	29.92s
3 Machx The Stranger	9	150.9m	100.0m (0)	120.0m (0)	2:30.20	33.20s	31.55s

## Finish Position and metres gained

First Arrow shows distance gain/loss from 2nd Qtr to 3rd Qtr,  
Second Arrow shows distance gain/loss from 3rd Qtr to Finish  
Blue arrow indicates best gain in these quarters.



# Albury Race 7 Distance 1770m

Tuesday, 26 August 2025

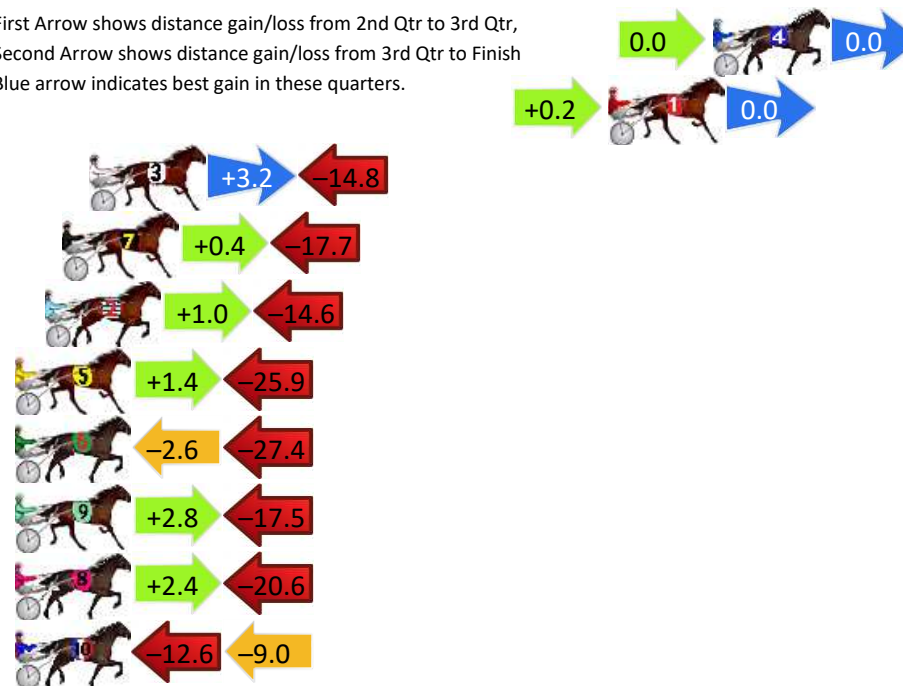
Gross Time: 2:15.30 MileRate: 2:03.00 LeadTime: 11.80s First Qtr: 32.00s Second Qtr: 32.50s Third Qtr: 29.60s Fourth Qtr: 29.40s

DATA TABLE: 800 / 400 Posi's are position from leader and (how wide the horse was at that position)

NoHorse	Plc	Mar	800 Posi	400 Posi	Time	3rd Qtr	4th Qt
4 Hungryforlove	1	0.0m	0.0m (0)	0.0m (0)	2:15.30	29.60s	29.40s
1 Donttouchthetin	2	4.2m	4.4m (0)	4.2m (0)	2:15.62	29.59s	29.40s
3 Heavens Pleasure	3	25.0m	13.4m (0)	10.2m (1)	2:17.23	29.37s	30.48s
7 Lilly Anne	4	26.1m	8.8m (0)	8.4m (0)	2:17.31	29.58s	30.69s
2 Tinnysmedad	5	26.8m	13.2m (1)	12.2m (2)	2:17.37	29.53s	30.47s
5 Tommys Dream Girl	6	31.9m	7.4m (1)	6.0m (2)	2:17.76	29.50s	31.29s
6 Jakryan	7	32.4m	2.4m (1)	5.0m (1)	2:17.80	29.80s	31.40s
9 Throwdown Hoedown	8	32.5m	17.8m (1)	15.0m (3)	2:17.81	29.40s	30.68s
8 Tiz A Reason	9	35.6m	17.4m (0)	15.0m (0)	2:18.04	29.43s	30.91s
10 Undeniably Needy	10	45.0m	23.4m (1)	36.0m (1)	2:18.77	30.53s	30.06s

## Finish Position and metres gained

First Arrow shows distance gain/loss from 2nd Qtr to 3rd Qtr,  
Second Arrow shows distance gain/loss from 3rd Qtr to Finish  
Blue arrow indicates best gain in these quarters.



# Albury Race 8 Distance 1770m

Tuesday, 26 August 2025



Gross Time: 2:17.70 MileRate: 2:05.20 LeadTime: 12.00s First Qtr: 31.50s Second Qtr: 34.50s Third Qtr: 30.20s Fourth Qtr: 29.50s

DATA TABLE: 800 / 400 Posi's are position from leader and (how wide the horse was at that position)

NoHorse	Plc	Mar	800 Posi	400 Posi	Time	3rd Qtr	4th Qt
2 Malava Miss	1	0.0m	0.0m (0)	0.0m (0)	2:17.70	30.20s	29.50s
6 Somebody's Girl	2	1.5m	0.4m (1)	0.4m (1)	2:17.82	30.20s	29.58s
1 Arklow	3	10.4m	3.8m (0)	4.0m (0)	2:18.50	30.22s	29.97s
3 Miami Surf	4	13.9m	4.4m (1)	6.0m (1)	2:18.77	30.33s	30.08s
8 Hartnett	5	16.0m	7.6m (2)	5.4m (2)	2:18.94	30.05s	30.28s
9 Didnt I	6	19.0m	11.8m (2)	10.2m (2)	2:19.17	30.09s	30.15s
7 Artimos	7	19.2m	8.0m (0)	10.6m (0)	2:19.18	30.40s	30.13s
5 One Horn Billy	8	20.5m	12.0m (0)	16.4m (0)	2:19.29	30.53s	29.80s
10 Yoo Trish	9	23.0m	17.4m (2)	15.0m (2)	2:19.48	30.03s	30.09s
4 Ultimate Me	10	34.1m	8.6m (1)	14.2m (1)	2:20.34	30.63s	30.96s

## Finish Position and metres gained

First Arrow shows distance gain/loss from 2nd Qtr to 3rd Qtr,  
Second Arrow shows distance gain/loss from 3rd Qtr to Finish  
Blue arrow indicates best gain in these quarters.



Visual positions in race at 2nd Quarter

800



Visual positions in race at 3rd Quarter

400



Powered by



Harness Analyser

Sectional Analysis Software

Not just form | Free Trial

[www.facebook.com/PJHarnessRacing](http://www.facebook.com/PJHarnessRacing)



RISE Digital, Harness Racing Australia nor the provider accepts any responsibility for the completeness or accuracy of any of the information contained herein, and makes no representations about its suitability for any particular purpose. Users should make their own judgements about those matters and/or seek independent advice. You assume all risks associated with use of data provided on this page