

Menangle Race 1 Distance 1609m

Tuesday, 26 August 2025



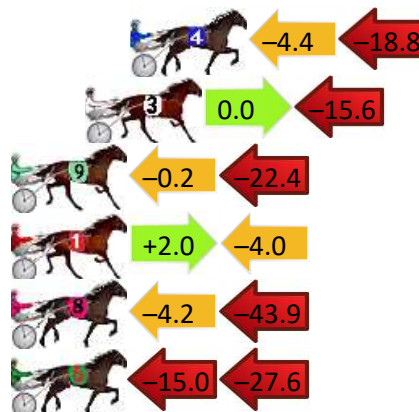
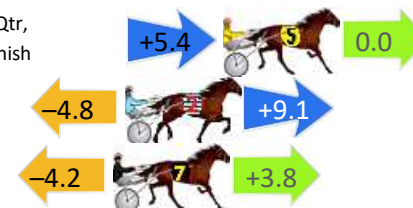
Gross Time: 1:57.60 MileRate: 1:57.60 LeadTime: 0.00s First Qtr: 28.70s Second Qtr: 30.40s Third Qtr: 29.50s Fourth Qtr: 29.00s

DATA TABLE: 800 / 400 Posi's are position from leader and (how wide the horse was at that position)

No	Horse	Plc	Mar	800 Posi	400 Posi	Time	3rd Qtr	4th Qt
5	Donnie Gal	1	0.0m	5.4m (1)	0.0m (1)	1:57.60	29.11s	29.00s
2	Speaks Volumes	2	3.9m	8.2m (0)	13.0m (1)	1:57.90	29.84s	28.34s
7	Princess Du Fer	3	4.4m	4.0m (0)	8.2m (1)	1:57.93	29.80s	28.73s
4	In Redwhiteandblue	4	23.2m	0.0m (0)	4.4m (0)	1:59.37	29.83s	30.36s
3	Mystery Love	5	25.0m	9.4m (1)	9.4m (2)	1:59.50	29.51s	30.12s
9	Your Majesty	6	35.4m	12.8m (0)	13.0m (3)	2:00.29	29.53s	30.61s
1	Nothing I Want	7	42.0m	40.0m (0)	38.0m (0)	2:00.80	29.36s	29.29s
8	Maria Theresa	8	62.3m	14.2m (1)	18.4m (3)	2:02.34	29.83s	32.16s
6	Its All Right Now	9	122.6m	80.0m (0)	95.0m (0)	2:06.93	30.61s	30.99s

Finish Position and metres gained

First Arrow shows distance gain/loss from 2nd Qtr to 3rd Qtr,
Second Arrow shows distance gain/loss from 3rd Qtr to Finish
Blue arrow indicates best gain in these quarters.



Menangle Race 2 Distance 1609m

Tuesday, 26 August 2025


Gross Time: 1:57.80 MileRate: 1:57.80 LeadTime: 0.00s First Qtr: 28.20s Second Qtr: 30.60s Third Qtr: 30.10s Fourth Qtr: 28.90s

DATA TABLE: 800 / 400 Posi's are position from leader and (how wide the horse was at that position)

No	Horse	Plc	Mar	800 Posi	400 Posi	Time	3rd Qtr	4th Qt
5	Fonda Rhonda	1	0.0m	8.8m (1)	4.8m (2)	1:57.80	29.80s	28.56s
2	Majestic Sunday	2	8.5m	12.8m (0)	12.8m (1)	1:58.44	30.09s	28.59s
6	Itz Trixton Time	3	8.7m	3.8m (1)	0.6m (1)	1:58.46	29.88s	29.48s
9	Oria	4	10.8m	17.4m (1)	12.8m (2)	1:58.62	29.76s	28.76s
7	Kennywould	5	12.9m	13.2m (1)	8.8m (2)	1:58.78	29.78s	29.19s
1	Onawingandaprayer	6	14.8m	8.6m (0)	9.0m (1)	1:58.92	30.14s	29.32s
8	Dollys Law	7	20.7m	17.4m (0)	17.2m (2)	1:59.37	30.09s	29.15s
3	Rioterra	8	32.4m	4.4m (0)	6.4m (0)	2:00.26	30.29s	30.77s
4	Burkhardt	9	40.6m	0.0m (0)	0.0m (0)	2:00.88	30.16s	31.82s

Finish Position and metres gained

First Arrow shows distance gain/loss from 2nd Qtr to 3rd Qtr,
Second Arrow shows distance gain/loss from 3rd Qtr to Finish
Blue arrow indicates best gain in these quarters.



800

Visual positions in race at 2nd Quarter



400

Visual positions in race at 3rd Quarter



Powered by



Harness Analyser

Sectional Analysis Software

Not just form | Free Trial

www.facebook.com/PJHarnessRacing



RISE Digital, Harness Racing Australia nor the provider accepts any responsibility for the completeness or accuracy of any of the information contained herein, and makes no representations about its suitability for any particular purpose. Users should make their own judgements about those matters and/or seek independent advice. You assume all risks associated with use of data provided on this page

Menangle Race 3 Distance 1609m

Tuesday, 26 August 2025




Gross Time: 1:55.30 MileRate: 1:55.30 LeadTime: 0.00s First Qtr: 28.90s Second Qtr: 29.40s Third Qtr: 28.10s Fourth Qtr: 28.90s

DATA TABLE: 800 / 400 Posi's are position from leader and (how wide the horse was at that position)

No	Horse	Plc	Mar	800 Posi	400 Posi	Time	3rd Qtr	4th Qt
9	Familiar Tricks	1	0.0m	0.0m (0)	0.0m (0)	1:55.30	28.10s	28.90s
4	Affaire De Cover	2	8.0m	10.0m (1)	7.8m (1)	1:55.91	27.94s	28.91s
1	Hard Rock Angel	3	13.6m	7.4m (0)	5.6m (0)	1:56.33	27.96s	29.47s
6	Prohibited Love	4	17.2m	5.2m (1)	3.6m (1)	1:56.60	27.97s	29.88s
3	Chief Runningcloud	5	27.7m	17.2m (0)	17.0m (0)	1:57.40	28.08s	29.67s
2	Last Clansman	6	29.0m	12.4m (0)	10.8m (0)	1:57.50	27.97s	30.21s
8	Should Beabarca	7	29.9m	20.8m (1)	18.8m (1)	1:57.57	27.95s	29.70s
5	Gunner	8	51.4m	15.6m (1)	13.6m (1)	1:59.20	27.92s	31.62s
7	Mackel Sonny	9	135.4m	80.0m (0)	110.0m (0)	2:05.57	30.20s	30.72s

Finish Position and metres gained

First Arrow shows distance gain/loss from 2nd Qtr to 3rd Qtr,
Second Arrow shows distance gain/loss from 3rd Qtr to Finish
Blue arrow indicates best gain in these quarters.



Menangle Race 4 Distance 1609m

Tuesday, 26 August 2025

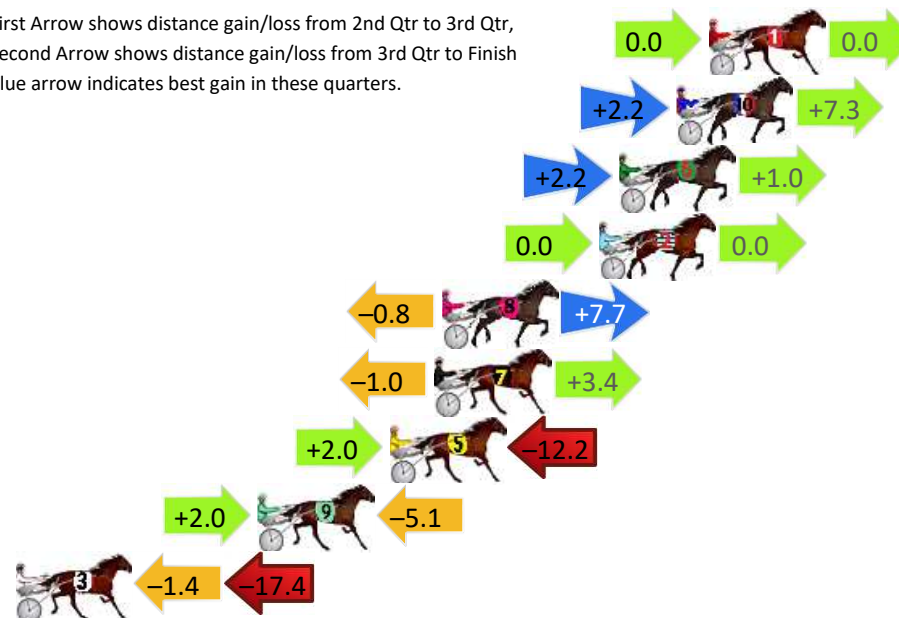
Gross Time: 1:55.00 MileRate: 1:55.00 LeadTime: 0.00s First Qtr: 28.30s Second Qtr: 29.90s Third Qtr: 29.00s Fourth Qtr: 27.80s

DATA TABLE: 800 / 400 Posi's are position from leader and (how wide the horse was at that position)

No	Horse	Plc	Mar	800 Posi	400 Posi	Time	3rd Qtr	4th Qt
1	Soho Washington	1	0.0m	0.0m (0)	0.0m (0)	1:55.00	29.00s	27.80s
10	Michael Caine	2	1.3m	10.8m (1)	8.6m (1)	1:55.10	28.83s	27.30s
6	My Great Eight	3	3.6m	6.8m (1)	4.6m (1)	1:55.26	28.84s	27.73s
2	You Stick With Me	4	4.4m	4.4m (0)	4.4m (0)	1:55.32	29.00s	27.80s
8	Hesaa Lister	5	10.7m	17.6m (0)	18.4m (0)	1:55.78	29.04s	27.27s
7	Sapphiresndiamonds	6	11.0m	13.4m (0)	14.4m (0)	1:55.80	29.07s	27.57s
5	Mickey Be Nimble	7	12.8m	2.6m (1)	0.6m (1)	1:55.94	28.88s	28.64s
9	What For	8	18.1m	15.0m (1)	13.0m (1)	1:56.32	28.87s	28.15s
3	Elly Lou	9	27.8m	9.0m (0)	10.4m (0)	1:57.03	29.12s	29.00s

Finish Position and metres gained

First Arrow shows distance gain/loss from 2nd Qtr to 3rd Qtr,
Second Arrow shows distance gain/loss from 3rd Qtr to Finish
Blue arrow indicates best gain in these quarters.



800

Visual positions in race at 2nd Quarter



400

Visual positions in race at 3rd Quarter



Powered by



Harness Analyser

Sectional Analysis Software

Not just form | Free Trial

www.facebook.com/PJHarnessRacing



RISE Digital, Harness Racing Australia nor the provider accepts any responsibility for the completeness or accuracy of any of the information contained herein, and makes no representations about its suitability for any particular purpose. Users should make their own judgements about those matters and/or seek independent advice. You assume all risks associated with use of data provided on this page

Menangle Race 5 Distance 1609m

Tuesday, 26 August 2025

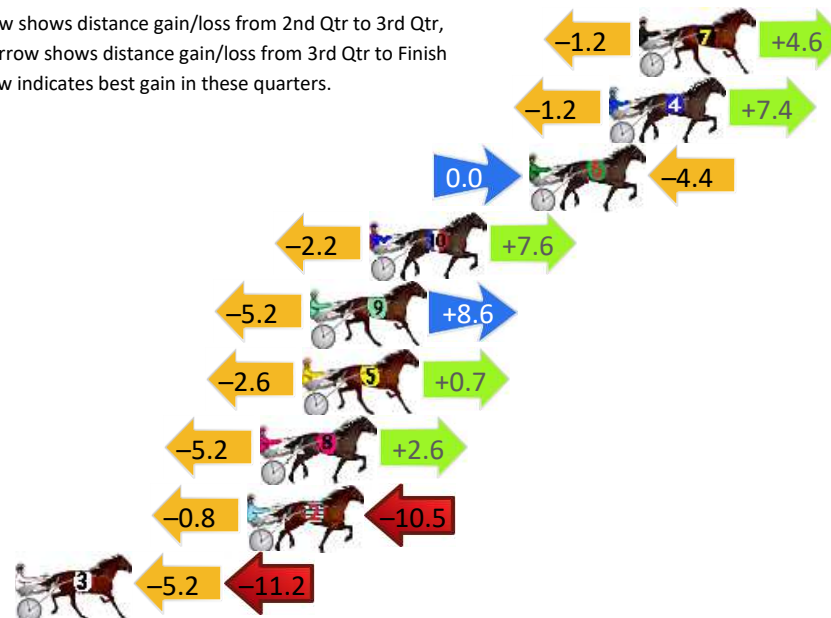
Gross Time: 1:54.90 MileRate: 1:54.90 LeadTime: 0.00s First Qtr: 28.40s Second Qtr: 29.50s Third Qtr: 28.20s Fourth Qtr: 28.80s

DATA TABLE: 800 / 400 Posi's are position from leader and (how wide the horse was at that position)

No	Horse	Plc	Mar	800 Posi	400 Posi	Time	3rd Qtr	4th Qt
7	Agiftfromtheangels	1	0.0m	3.4m (1)	4.6m (1)	1:54.90	28.29s	28.47s
4	Just Home Grown	2	1.2m	7.4m (1)	8.6m (1)	1:54.99	28.29s	28.27s
6	Will I Am	3	4.4m	0.0m (0)	0.0m (0)	1:55.23	28.20s	29.12s
10	Playful Miss	4	10.8m	16.2m (1)	18.4m (1)	1:55.72	28.36s	28.26s
9	Watch Me React	5	13.2m	16.6m (0)	21.8m (0)	1:55.90	28.57s	28.18s
5	Classicmajor	6	13.5m	11.6m (1)	14.2m (1)	1:55.92	28.38s	28.75s
8	Halloween	7	15.2m	12.6m (0)	17.8m (0)	1:56.05	28.57s	28.61s
2	Letstacaboutit	8	15.7m	4.4m (0)	5.2m (0)	1:56.09	28.25s	29.55s
3	Most Certain Micky	9	25.0m	8.6m (0)	13.8m (0)	1:56.79	28.56s	29.60s

Finish Position and metres gained

First Arrow shows distance gain/loss from 2nd Qtr to 3rd Qtr,
Second Arrow shows distance gain/loss from 3rd Qtr to Finish
Blue arrow indicates best gain in these quarters.



800

Visual positions in race at 2nd Quarter



400

Visual positions in race at 3rd Quarter

Menangle Race 6 Distance 1609m

Tuesday, 26 August 2025


Gross Time: 1:54.90 MileRate: 1:54.90 LeadTime: 0.00s First Qtr: 28.20s Second Qtr: 29.60s Third Qtr: 27.70s Fourth Qtr: 29.40s

DATA TABLE: 800 / 400 Posi's are position from leader and (how wide the horse was at that position)

NoHorse	Plc	Mar	800 Posi	400 Posi	Time	3rd Qtr	4th Qt
8 Larrikin Lenny	1	0.0m	22.2m (1)	19.8m (1)	1:54.90	27.57s	27.95s
4 Dancing With My Ex	2	3.2m	4.2m (1)	2.2m (1)	1:55.15	27.56s	29.47s
2 Caribbean Runa	3	4.9m	13.2m (1)	11.8m (1)	1:55.28	27.62s	28.90s
6 Rogervalerio Lombo	4	6.5m	9.0m (1)	7.6m (1)	1:55.40	27.60s	29.32s
7 Longtan Viper	5	7.4m	18.0m (1)	15.8m (1)	1:55.47	27.56s	28.79s
3 Parallel	6	11.2m	12.4m (0)	16.2m (0)	1:55.76	27.98s	29.03s
5 Devils Bling	7	11.3m	0.0m (0)	0.0m (0)	1:55.77	27.68s	30.23s
10 Khulan Kid	8	15.4m	27.0m (1)	27.4m (1)	1:56.09	27.75s	28.52s
9 Watching Over Us	9	16.3m	27.2m (0)	20.4m (0)	1:56.16	27.23s	29.10s
1 Gentle Giant	10	21.3m	8.0m (0)	12.2m (0)	1:56.54	27.98s	30.07s

Finish Position and metres gained

First Arrow shows distance gain/loss from 2nd Qtr to 3rd Qtr, Second Arrow shows distance gain/loss from 3rd Qtr to Finish Blue arrow indicates best gain in these quarters.



Visual positions in race at 2nd Quarter



Visual positions in race at 3rd Quarter

Menangle Race 7 Distance 1609m

Tuesday, 26 August 2025


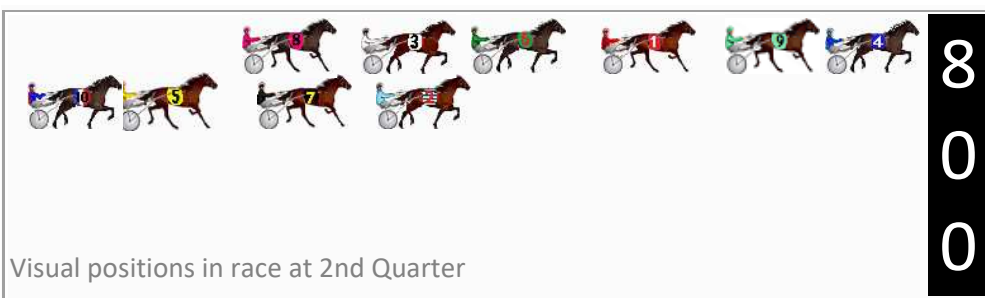

Gross Time: 1:51.30 MileRate: 1:51.30 LeadTime: 0.00s First Qtr: 26.40s Second Qtr: 29.20s Third Qtr: 27.80s Fourth Qtr: 27.90s

DATA TABLE: 800 / 400 Posi's are position from leader and (how wide the horse was at that position)

No	Horse	Plc	Mar	800 Posi	400 Posi	Time	3rd Qtr	4th Qt
7	Red Sapphire	1	0.0m	22.8m (1)	4.4m (1)	1:51.30	26.53s	27.59s
9	Le Twist	2	5.6m	4.0m (0)	9.0m (1)	1:51.71	28.15s	27.66s
10	Tukaha	3	7.4m	34.0m (1)	13.2m (3)	1:51.84	26.36s	27.50s
2	Wahaka	4	8.0m	18.0m (1)	0.0m (0)	1:51.89	26.55s	28.45s
6	Miki Cohen	5	9.7m	14.2m (0)	14.8m (2)	1:52.01	27.84s	27.55s
5	Lexus Lou	6	11.8m	28.4m (1)	9.0m (2)	1:52.17	26.46s	28.09s
8	Super Duper Dude	7	23.8m	23.4m (0)	24.2m (1)	1:53.05	27.86s	27.87s
1	Explosive Bronski	8	23.9m	9.0m (0)	13.0m (1)	1:53.05	28.08s	28.66s
3	Wills Way	9	26.9m	18.6m (0)	22.6m (0)	1:53.27	28.08s	28.20s
4	Rakadeaks	10	45.4m	0.0m (0)	5.8m (0)	1:54.63	28.20s	30.65s

Finish Position and metres gained

First Arrow shows distance gain/loss from 2nd Qtr to 3rd Qtr,
Second Arrow shows distance gain/loss from 3rd Qtr to Finish
Blue arrow indicates best gain in these quarters.



Menangle Race 8 Distance 1609m

Tuesday, 26 August 2025


Gross Time: 1:52.50 MileRate: 1:52.50 LeadTime: 0.00s First Qtr: 27.00s Second Qtr: 29.80s Third Qtr: 28.00s Fourth Qtr: 27.70s

DATA TABLE: 800 / 400 Posi's are position from leader and (how wide the horse was at that position)

No	Horse	Plc	Mar	800 Posi	400 Posi	Time	3rd Qtr	4th Qt
4	Titian Raider	1	0.0m	10.2m (1)	4.8m (1)	1:52.50	27.62s	27.37s
8	Van Basten	2	1.0m	6.2m (1)	0.6m (1)	1:52.57	27.61s	27.73s
6	Mick Danger	3	3.9m	14.2m (1)	8.8m (1)	1:52.78	27.62s	27.36s
7	Roll Up	4	4.1m	4.0m (0)	4.0m (0)	1:52.80	28.00s	27.71s
5	Red Reactor	5	5.3m	20.4m (1)	12.6m (2)	1:52.89	27.46s	27.20s
9	Black Onyx	6	10.1m	0.0m (0)	0.0m (0)	1:53.24	28.00s	28.40s
3	Marathon Man	7	10.2m	8.0m (0)	8.2m (0)	1:53.24	28.01s	27.84s
1	Gimme A Reason	8	11.9m	16.0m (0)	16.4m (1)	1:53.37	28.03s	27.39s
2	Loutenant	9	12.0m	12.0m (0)	12.2m (0)	1:53.37	28.01s	27.69s
10	Master Catch	10	23.8m	9.6m (2)	8.0m (2)	1:54.23	27.90s	28.79s

Finish Position and metres gained

First Arrow shows distance gain/loss from 2nd Qtr to 3rd Qtr,
Second Arrow shows distance gain/loss from 3rd Qtr to Finish
Blue arrow indicates best gain in these quarters.



Visual positions in race at 2nd Quarter

800



Visual positions in race at 3rd Quarter

400



Powered by



Harness Analyser

Sectional Analysis Software

Not just form | Free Trial

www.facebook.com/PJHarnessRacing



RISE Digital, Harness Racing Australia nor the provider accepts any responsibility for the completeness or accuracy of any of the information contained herein, and makes no representations about its suitability for any particular purpose. Users should make their own judgements about those matters and/or seek independent advice. You assume all risks associated with use of data provided on this page