

Bathurst Race 1 Distance 1730m

Wednesday, 27 August 2025


Gross Time: 2:06.50 MileRate: 1:57.70 LeadTime: 8.10s First Qtr: 28.80s Second Qtr: 30.10s Third Qtr: 30.40s Fourth Qtr: 29.10s

DATA TABLE: 800 / 400 Posi's are position from leader and (how wide the horse was at that position)

No	Horse	Plc	Mar	800 Posi	400 Posi	Time	3rd Qtr	4th Qt
5	Burrabadine Bullet	1	0.0m	4.2m (0)	4.2m (0)	2:06.50	30.39s	28.80s
4	Rosie Romance	2	1.8m	0.0m (0)	0.0m (0)	2:06.64	30.40s	29.23s
8	Lexys On Song	3	3.5m	5.4m (1)	0.8m (1)	2:06.77	30.06s	29.30s
11	The Dome	4	5.5m	22.0m (1)	13.0m (2)	2:06.92	29.72s	28.56s
6	Always Lightning	5	6.2m	13.2m (1)	9.2m (1)	2:06.97	30.10s	28.88s
3	Ya Racin Arlo	6	6.5m	9.4m (1)	5.0m (1)	2:07.00	30.08s	29.21s
2	The Ringmaster	7	6.5m	17.2m (1)	13.6m (1)	2:07.00	30.12s	28.59s
10	Jiliby Saffron	8	11.5m	12.4m (0)	13.0m (0)	2:07.38	30.44s	28.99s
1	Hudson River	9	17.3m	8.4m (0)	9.0m (0)	2:07.82	30.46s	29.70s
7	Matterson Express	10	26.2m	20.8m (0)	17.2m (0)	2:08.50	30.15s	29.75s

Finish Position and metres gained

First Arrow shows distance gain/loss from 2nd Qtr to 3rd Qtr,
Second Arrow shows distance gain/loss from 3rd Qtr to Finish
Blue arrow indicates best gain in these quarters.



800

Visual positions in race at 2nd Quarter



400

Visual positions in race at 3rd Quarter



Bathurst Race 2 Distance 1730m

Wednesday, 27 August 2025

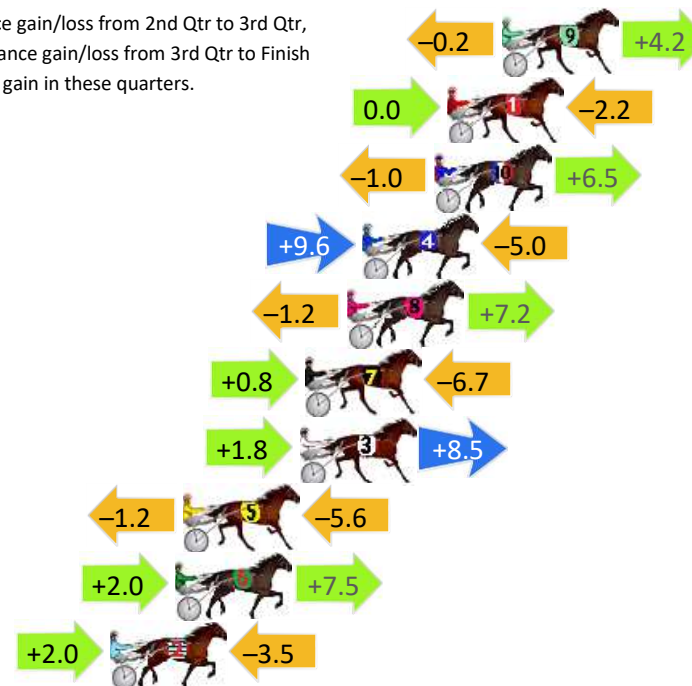
Gross Time: 2:04.20 MileRate: 1:55.50 LeadTime: 8.10s First Qtr: 29.40s Second Qtr: 29.80s Third Qtr: 28.90s Fourth Qtr: 28.00s

DATA TABLE: 800 / 400 Posi's are position from leader and (how wide the horse was at that position)

No	Horse	Plc	Mar	800 Posi	400 Posi	Time	3rd Qtr	4th Qt
9	Skittle Bomb	1	0.0m	4.0m (0)	4.2m (0)	2:04.20	28.91s	27.71s
1	Shazadele	2	2.2m	0.0m (0)	0.0m (0)	2:04.36	28.90s	28.15s
10	Misterfourthousand	3	2.7m	8.2m (0)	9.2m (0)	2:04.40	28.96s	27.55s
4	Cheer For Mitch	4	5.6m	10.2m (1)	0.6m (2)	2:04.61	28.23s	28.35s
8	Scarlett May	5	6.2m	12.2m (0)	13.4m (0)	2:04.66	28.98s	27.50s
7	Teddy Feels Good	6	7.9m	2.0m (1)	1.2m (1)	2:04.78	28.85s	28.47s
3	Fliptop Bottleshop	7	8.1m	18.4m (1)	16.6m (1)	2:04.80	28.76s	27.41s
5	Drive To The Beach	8	12.8m	6.0m (1)	7.2m (1)	2:05.14	28.99s	28.39s
6	Barlor Heaven	9	13.1m	22.6m (1)	20.6m (2)	2:05.16	28.75s	27.48s
2	Alwaysbminnie	10	15.7m	14.2m (1)	12.2m (1)	2:05.36	28.76s	28.24s

Finish Position and metres gained

First Arrow shows distance gain/loss from 2nd Qtr to 3rd Qtr,
Second Arrow shows distance gain/loss from 3rd Qtr to Finish
Blue arrow indicates best gain in these quarters.



800

Visual positions in race at 2nd Quarter



400

Visual positions in race at 3rd Quarter



Powered by



Harness Analyser

Sectional Analysis Software

Not just form | Free Trial

www.facebook.com/PJHarnessRacing



RISE Digital, Harness Racing Australia nor the provider accepts any responsibility for the completeness or accuracy of any of the information contained herein, and makes no representations about its suitability for any particular purpose. Users should make their own judgements about those matters and/or seek independent advice. You assume all risks associated with use of data provided on this page

Bathurst Race 3 Distance 1730m

Wednesday, 27 August 2025

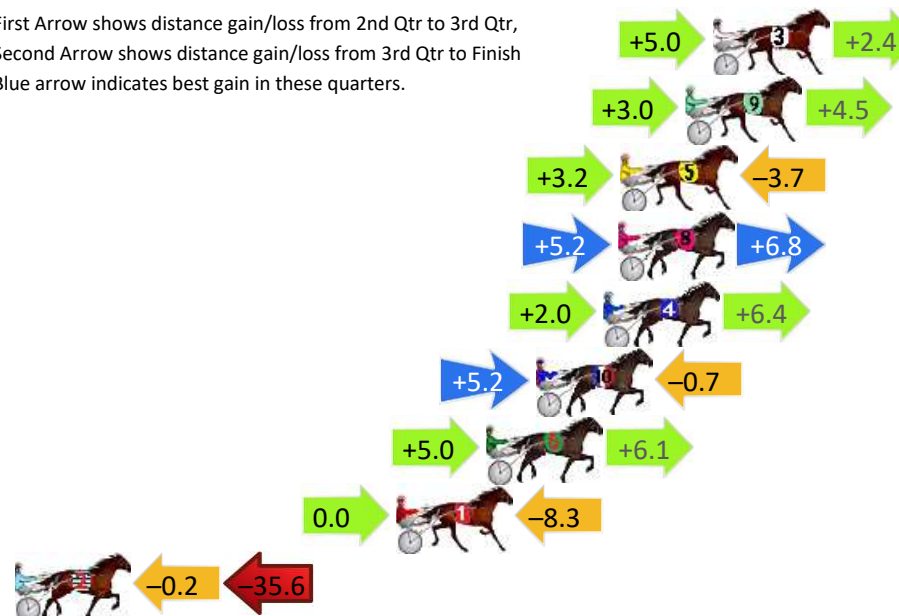
Gross Time: 2:03.00 MileRate: 1:54.40 LeadTime: 8.00s First Qtr: 28.00s Second Qtr: 29.80s Third Qtr: 29.00s Fourth Qtr: 28.20s

DATA TABLE: 800 / 400 Posi's are position from leader and (how wide the horse was at that position)

No	Horse	Plc	Mar	800 Posi	400 Posi	Time	3rd Qtr	4th Qt
3	Our George Boston	1	0.0m	7.4m (1)	2.4m (2)	2:03.00	28.64s	28.03s
9	Rebounder	2	1.1m	8.6m (0)	5.6m (1)	2:03.08	28.78s	27.88s
5	Hunter Shannon	3	3.7m	3.2m (1)	0.0m (1)	2:03.27	28.78s	28.46s
8	Shez Sweet Louise	4	3.8m	15.8m (1)	10.6m (2)	2:03.28	28.62s	27.72s
4	Nosaer	5	4.4m	12.8m (0)	10.8m (0)	2:03.33	28.85s	27.75s
10	Boulevardofdreams	6	7.1m	11.6m (1)	6.4m (2)	2:03.53	28.63s	28.25s
6	Im Desirable	7	9.1m	20.2m (1)	15.2m (0)	2:03.67	28.64s	27.77s
1	Colby	8	12.7m	4.4m (0)	4.4m (0)	2:03.94	29.01s	28.78s
2	Speed Dial	9	35.8m	0.0m (0)	0.2m (0)	2:05.65	29.05s	30.70s

Finish Position and metres gained

First Arrow shows distance gain/loss from 2nd Qtr to 3rd Qtr,
Second Arrow shows distance gain/loss from 3rd Qtr to Finish
Blue arrow indicates best gain in these quarters.



Visual positions in race at 2nd Quarter

800



Visual positions in race at 3rd Quarter

400



Powered by



Harness Analyser

Sectional Analysis Software

Not just form | Free Trial

www.facebook.com/PJHarnessRacing



RISE Digital, Harness Racing Australia nor the provider accepts any responsibility for the completeness or accuracy of any of the information contained herein, and makes no representations about its suitability for any particular purpose. Users should make their own judgements about those matters and/or seek independent advice. You assume all risks associated with use of data provided on this page

Bathurst Race 4 Distance 1730m

Wednesday, 27 August 2025


Gross Time: 2:04.70 MileRate: 1:56.00 LeadTime: 8.00s First Qtr: 28.70s Second Qtr: 30.60s Third Qtr: 29.10s Fourth Qtr: 28.30s

DATA TABLE: 800 / 400 Posi's are position from leader and (how wide the horse was at that position)

No	Horse	Plc	Mar	800 Posi	400 Posi	Time	3rd Qtr	4th Qt
5	Treacherous Belle	1	0.0m	14.4m (1)	1.4m (1)	2:04.70	28.17s	28.20s
9	Auntie Lou	2	0.3m	4.0m (0)	7.0m (0)	2:04.72	29.31s	27.83s
2	Tapaganoosh	3	1.6m	18.2m (1)	6.0m (1)	2:04.82	28.23s	27.99s
1	Sweet Nate	4	2.9m	0.0m (0)	0.0m (0)	2:04.92	29.10s	28.50s
10	Mia On	5	4.3m	8.8m (0)	12.0m (0)	2:05.02	29.32s	27.76s
7	Time To Torque	6	4.4m	12.8m (0)	16.8m (0)	2:05.03	29.37s	27.43s
6	Flying Colours	7	16.0m	17.4m (0)	15.0m (3)	2:05.89	28.93s	28.37s
3	Kadar	8	18.5m	10.6m (1)	14.0m (2)	2:06.08	29.35s	28.62s
4	Duffy Hollow	9	31.2m	6.8m (1)	15.4m (1)	2:07.02	29.73s	29.41s
8	Titihwa	10	34.6m	2.8m (1)	11.2m (1)	2:07.27	29.72s	29.95s

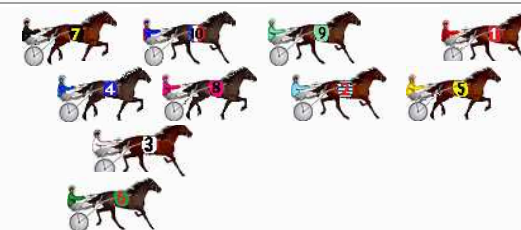
Finish Position and metres gained

First Arrow shows distance gain/loss from 2nd Qtr to 3rd Qtr, Second Arrow shows distance gain/loss from 3rd Qtr to Finish Blue arrow indicates best gain in these quarters.



800

Visual positions in race at 2nd Quarter



400

Visual positions in race at 3rd Quarter

Bathurst Race 5 Distance 1730m

Wednesday, 27 August 2025


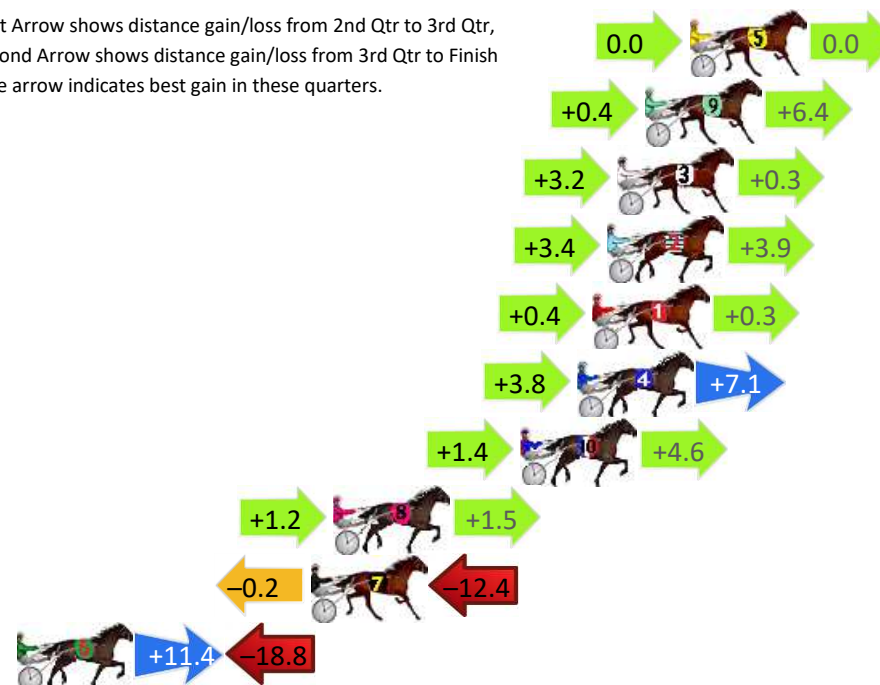
Gross Time: 2:03.40 MileRate: 1:54.80 LeadTime: 8.70s First Qtr: 27.70s Second Qtr: 30.10s Third Qtr: 28.50s Fourth Qtr: 28.40s

DATA TABLE: 800 / 400 Posi's are position from leader and (how wide the horse was at that position)

No	Horse	Plc	Mar	800 Posi	400 Posi	Time	3rd Qtr	4th Qt
5	Kairaki Delight	1	0.0m	0.0m (0)	0.0m (0)	2:03.40	28.50s	28.40s
9	Saint Veran	2	1.8m	8.6m (0)	8.2m (0)	2:03.53	28.47s	27.95s
3	Bettors Hope	3	2.9m	6.4m (1)	3.2m (2)	2:03.62	28.27s	28.38s
2	Hes A Meister	4	3.3m	10.6m (1)	7.2m (2)	2:03.65	28.26s	28.12s
1	Hes Chiming	5	3.9m	4.6m (0)	4.2m (0)	2:03.69	28.47s	28.38s
4	Cheeky Kiss	6	4.5m	15.4m (1)	11.6m (2)	2:03.74	28.23s	27.90s
10	Cassius Deck	7	6.8m	12.8m (0)	11.4m (1)	2:03.91	28.40s	28.08s
8	Firestorm Red	8	14.3m	17.0m (0)	15.8m (0)	2:04.47	28.41s	28.29s
7	Kick The Switch	9	15.2m	2.6m (1)	2.8m (1)	2:04.53	28.52s	29.28s
6	Baxter Red	10	27.0m	19.6m (1)	8.2m (3)	2:05.41	27.70s	29.73s

Finish Position and metres gained

First Arrow shows distance gain/loss from 2nd Qtr to 3rd Qtr,
Second Arrow shows distance gain/loss from 3rd Qtr to Finish
Blue arrow indicates best gain in these quarters.



Bathurst Race 6 Distance 1730m

Wednesday, 27 August 2025

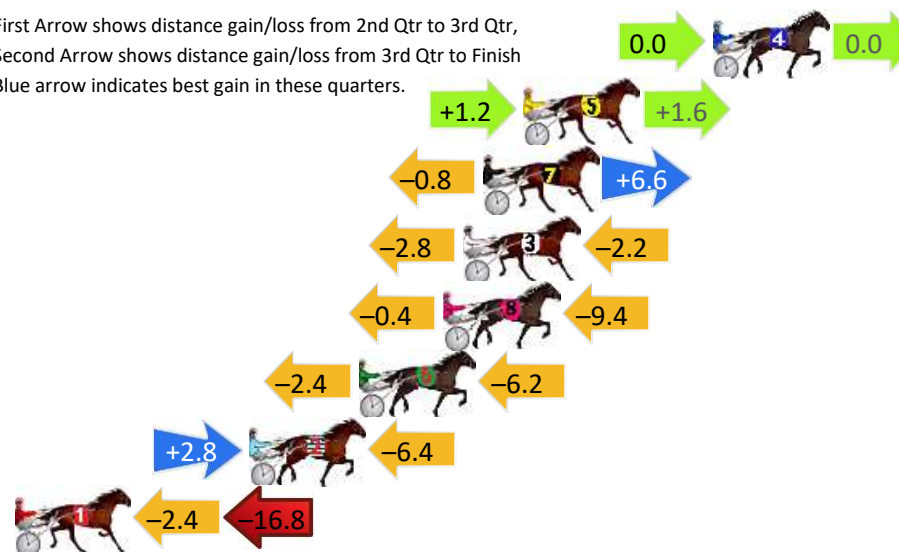
Gross Time: 2:07.00 MileRate: 1:58.10 LeadTime: 8.30s First Qtr: 29.40s Second Qtr: 30.00s Third Qtr: 30.00s Fourth Qtr: 29.30s

DATA TABLE: 800 / 400 Posi's are position from leader and (how wide the horse was at that position)

NoHorse	Plc	Mar	800 Posi	400 Posi	Time	3rd Qtr	4th Qt
4 Californiaprincess	1	0.0m	0.0m (0)	0.0m (0)	2:07.00	30.00s	29.30s
5 Ya Racin Carl	2	7.6m	10.4m (1)	9.2m (1)	2:07.58	29.91s	29.18s
7 Hesourcelebrity	3	9.2m	15.0m (0)	15.8m (1)	2:07.71	30.05s	28.82s
3 Glinda Shannon	4	10.0m	5.0m (0)	7.8m (0)	2:07.77	30.21s	29.46s
8 Smooth Jessie	5	10.8m	1.0m (1)	1.4m (1)	2:07.83	30.04s	29.98s
6 Vinnysgal	6	14.2m	5.6m (1)	8.0m (2)	2:08.09	30.18s	29.75s
2 Sweet Nicky	7	18.6m	15.0m (1)	12.2m (2)	2:08.43	29.80s	29.77s
1 Straightnnarrow	8	29.4m	10.2m (0)	12.6m (0)	2:09.26	30.19s	30.52s

Finish Position and metres gained

First Arrow shows distance gain/loss from 2nd Qtr to 3rd Qtr,
Second Arrow shows distance gain/loss from 3rd Qtr to Finish
Blue arrow indicates best gain in these quarters.



800

Visual positions in race at 2nd Quarter



400

Visual positions in race at 3rd Quarter



Bathurst Race 7 Distance 1730m

Wednesday, 27 August 2025


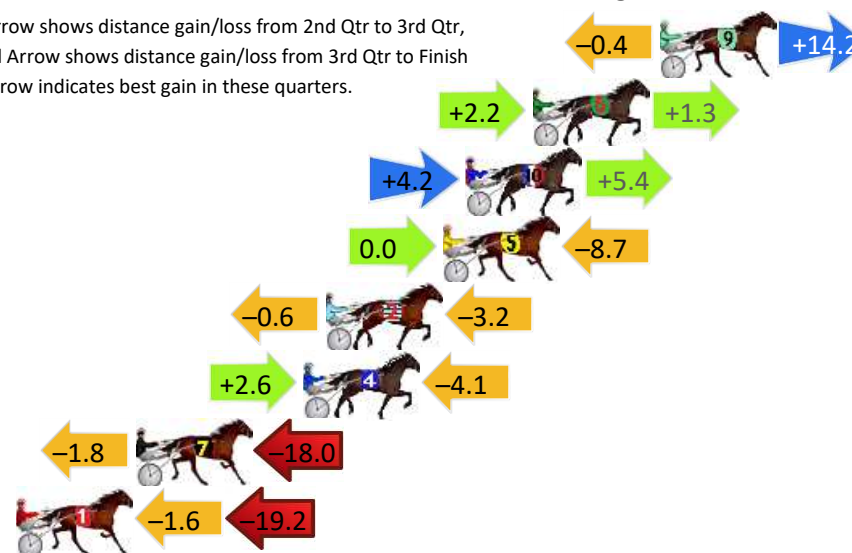
Gross Time: 2:05.80 MileRate: 1:57.00 LeadTime: 8.00s First Qtr: 30.50s Second Qtr: 29.50s Third Qtr: 28.60s Fourth Qtr: 29.20s

DATA TABLE: 800 / 400 Posi's are position from leader and (how wide the horse was at that position)


No	Horse	Plc	Mar	800 Posi	400 Posi	Time	3rd Qtr	4th Qt
9	Princess Ballerina	1	0.0m	13.8m (0)	14.2m (1)	2:05.80	28.64s	28.17s
6	The Samurai	2	5.1m	8.6m (1)	6.4m (2)	2:06.19	28.44s	29.11s
10	Always Adorned	3	7.8m	17.4m (1)	13.2m (3)	2:06.40	28.30s	28.81s
5	Zaras Special	4	8.7m	0.0m (0)	0.0m (0)	2:06.47	28.59s	29.83s
2	Krista Bellita	5	13.4m	9.6m (0)	10.2m (1)	2:06.83	28.64s	29.43s
4	Teeswift	6	14.3m	12.8m (1)	10.2m (2)	2:06.90	28.41s	29.50s
7	Wazowski	7	21.0m	1.2m (1)	3.0m (1)	2:07.41	28.72s	30.51s
1	Barkway Thomas	8	25.8m	5.0m (0)	6.6m (0)	2:07.78	28.70s	30.59s

Finish Position and metres gained

First Arrow shows distance gain/loss from 2nd Qtr to 3rd Qtr,
Second Arrow shows distance gain/loss from 3rd Qtr to Finish
Blue arrow indicates best gain in these quarters.



Visual positions in race at 2nd Quarter



Visual positions in race at 3rd Quarter

Bathurst Race 8 Distance 1730m

Wednesday, 27 August 2025


Gross Time: 2:05.20 MileRate: 1:56.40 LeadTime: 8.00s First Qtr: 29.50s Second Qtr: 29.90s Third Qtr: 28.60s Fourth Qtr: 29.20s

DATA TABLE: 800 / 400 Posi's are position from leader and (how wide the horse was at that position)

No	Horse	Plc	Mar	800 Posi	400 Posi	Time	3rd Qtr	4th Qt
2	Zachary Shannon	1	0.0m	7.8m (1)	7.0m (1)	2:05.20	28.55s	28.69s
3	Uncle Tony	2	0.6m	12.2m (1)	10.8m (2)	2:05.25	28.51s	28.46s
4	Riviere	3	0.6m	16.8m (1)	15.8m (2)	2:05.25	28.54s	28.10s
1	Artemis Mission	4	4.7m	0.0m (0)	0.0m (0)	2:05.56	28.60s	29.54s
5	A Lil Bit Of Love	5	6.2m	3.8m (1)	2.8m (1)	2:05.67	28.53s	29.45s
10	The Handsome One	6	6.7m	9.2m (0)	13.6m (0)	2:05.71	28.92s	28.70s
8	Chelseas Girl	7	15.2m	13.8m (0)	17.8m (0)	2:06.36	28.89s	29.01s
9	The Missing Sock	8	22.1m	4.6m (0)	9.4m (0)	2:06.89	28.94s	30.12s
7	Tearin Up The Sand	9	31.8m	21.6m (1)	22.4m (0)	2:07.64	28.65s	29.88s

Finish Position and metres gained

First Arrow shows distance gain/loss from 2nd Qtr to 3rd Qtr,
Second Arrow shows distance gain/loss from 3rd Qtr to Finish
Blue arrow indicates best gain in these quarters.



800

Visual positions in race at 2nd Quarter



400

Visual positions in race at 3rd Quarter



Powered by



Harness Analyser

Sectional Analysis Software

Not just form | Free Trial

www.facebook.com/PJHarnessRacing



RISE Digital, Harness Racing Australia nor the provider accepts any responsibility for the completeness or accuracy of any of the information contained herein, and makes no representations about its suitability for any particular purpose. Users should make their own judgements about those matters and/or seek independent advice. You assume all risks associated with use of data provided on this page