

Bathurst Race 1 Distance 2260m

Wednesday, 3 September 2025


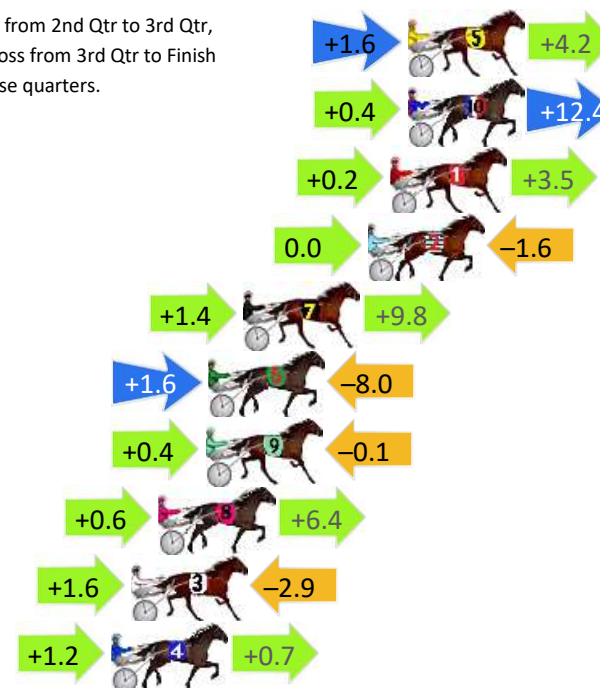
Gross Time: 2:49.40 MileRate: 2:00.60 LeadTime: 48.80s First Qtr: 32.40s Second Qtr: 30.90s Third Qtr: 28.90s Fourth Qtr: 28.40s

DATA TABLE: 800 / 400 Posi's are position from leader and (how wide the horse was at that position)

No	Horse	Plc	Mar	800 Posi	400 Posi	Time	3rd Qtr	4th Qt
5	Spring Delight	1	0.0m	5.8m (1)	4.2m (1)	2:49.40	28.78s	28.10s
10	Tearin Up The Sand	1	0.0m	12.8m (0)	12.4m (0)	2:49.40	28.86s	27.52s
1	The Handsome One	3	0.7m	4.4m (0)	4.2m (0)	2:49.45	28.88s	28.15s
2	Windy Hill Lucy	4	1.6m	0.0m (0)	0.0m (0)	2:49.52	28.90s	28.51s
7	Ya Racin Arlo	5	6.6m	17.8m (1)	16.4m (1)	2:49.89	28.79s	27.71s
6	Line Me Up Bro	6	8.0m	1.6m (1)	0.0m (1)	2:50.00	28.79s	28.96s
9	Gabbys Sportstar	7	8.1m	8.4m (0)	8.0m (0)	2:50.00	28.87s	28.41s
8	Zachary Shannon	8	10.0m	17.0m (0)	16.4m (0)	2:50.15	28.85s	27.95s
3	Alta Downs	9	11.1m	9.8m (1)	8.2m (1)	2:50.23	28.79s	28.60s
4	Mittys Three Aces	10	11.9m	13.8m (1)	12.6m (1)	2:50.29	28.81s	28.35s

Finish Position and metres gained

First Arrow shows distance gain/loss from 2nd Qtr to 3rd Qtr,
Second Arrow shows distance gain/loss from 3rd Qtr to Finish
Blue arrow indicates best gain in these quarters.



800

Visual positions in race at 2nd Quarter



400

Visual positions in race at 3rd Quarter

Bathurst Race 2 Distance 2260m

Wednesday, 3 September 2025

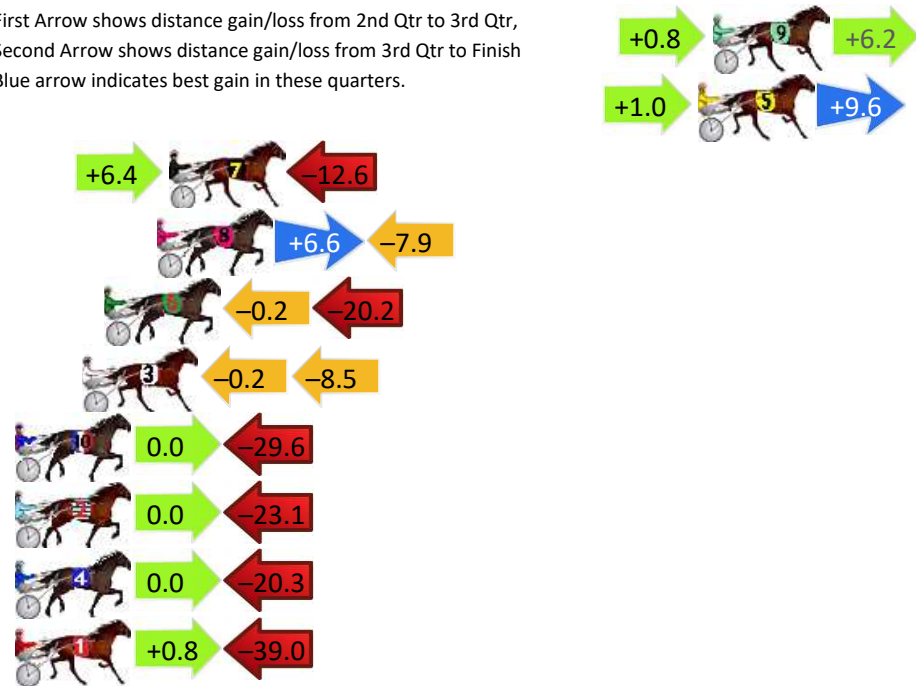
Gross Time: 2:43.50 MileRate: 1:56.40 LeadTime: 44.60s First Qtr: 29.50s Second Qtr: 30.30s Third Qtr: 29.70s Fourth Qtr: 29.40s

DATA TABLE: 800 / 400 Posi's are position from leader and (how wide the horse was at that position)

No	Horse	Plc	Mar	800 Posi	400 Posi	Time	3rd Qtr	4th Qt
9	Mike Ross	1	0.0m	7.0m (1)	6.2m (1)	2:43.50	29.64s	28.95s
5	Terryrama	2	0.6m	11.2m (1)	10.2m (1)	2:43.55	29.62s	28.70s
7	Teddy Feels Good	3	21.8m	15.6m (1)	9.2m (2)	2:45.18	29.23s	30.32s
8	Graffiti Lane	4	22.3m	21.0m (0)	14.4m (1)	2:45.22	29.22s	29.98s
6	Cheer For Mitch	5	24.4m	4.0m (0)	4.2m (0)	2:45.38	29.72s	30.88s
3	Bell River Boy	6	25.3m	16.6m (0)	16.8m (0)	2:45.45	29.72s	30.02s
10	Seasider	7	29.6m	0.0m (0)	0.0m (0)	2:45.78	29.71s	31.56s
2	Kadar	8	31.5m	8.4m (0)	8.4m (0)	2:45.93	29.71s	31.09s
4	Fliptop Bottleshop	9	32.7m	12.4m (0)	12.4m (0)	2:46.02	29.71s	30.88s
1	Tapaganoosh	10	41.2m	3.0m (1)	2.2m (1)	2:46.68	29.66s	32.25s

Finish Position and metres gained

First Arrow shows distance gain/loss from 2nd Qtr to 3rd Qtr,
Second Arrow shows distance gain/loss from 3rd Qtr to Finish
Blue arrow indicates best gain in these quarters.



800

Visual positions in race at 2nd Quarter



400

Visual positions in race at 3rd Quarter



Powered by



Harness Analyser

Sectional Analysis Software

Not just form | Free Trial

www.facebook.com/PJHarnessRacing



RISE Digital, Harness Racing Australia nor the provider accepts any responsibility for the completeness or accuracy of any of the information contained herein, and makes no representations about its suitability for any particular purpose. Users should make their own judgements about those matters and/or seek independent advice. You assume all risks associated with use of data provided on this page

Bathurst Race 3 Distance 1730m

Wednesday, 3 September 2025

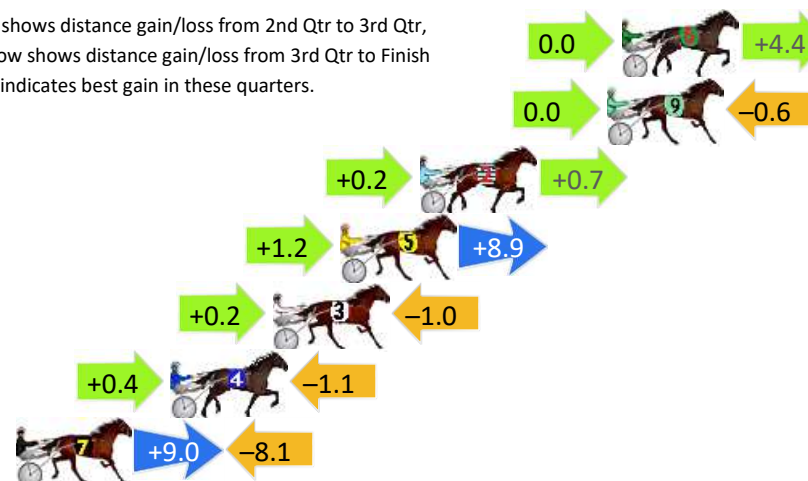
Gross Time: 2:03.40 MileRate: 1:54.80 LeadTime: 8.40s First Qtr: 28.80s Second Qtr: 29.70s Third Qtr: 28.30s Fourth Qtr: 28.20s

DATA TABLE: 800 / 400 Posi's are position from leader and (how wide the horse was at that position)

NoHorse	Plc	Mar	800 Posi	400 Posi	Time	3rd Qtr	4th Qt
6 Delightful Star	1	0.0m	4.4m (0)	4.4m (0)	2:03.40	28.30s	27.89s
9 Tenaciously	2	0.6m	0.0m (0)	0.0m (0)	2:03.44	28.30s	28.24s
2 Duffy Hollow	3	8.1m	9.0m (0)	8.8m (0)	2:04.00	28.29s	28.15s
5 Uncle Tony	4	11.3m	21.4m (0)	20.2m (1)	2:04.24	28.21s	27.58s
3 Nirvana Prince	5	14.0m	13.2m (0)	13.0m (0)	2:04.44	28.29s	28.27s
4 A Lil Bit Of Love	6	18.1m	17.4m (0)	17.0m (0)	2:04.74	28.27s	28.28s
7 Barlor Heaven	7	24.3m	25.2m (1)	16.2m (1)	2:05.20	27.67s	28.77s

Finish Position and metres gained

First Arrow shows distance gain/loss from 2nd Qtr to 3rd Qtr,
Second Arrow shows distance gain/loss from 3rd Qtr to Finish
Blue arrow indicates best gain in these quarters.



800

Visual positions in race at 2nd Quarter



400

Visual positions in race at 3rd Quarter



Powered by



Harness Analyser

Sectional Analysis Software

Not just form | Free Trial

www.facebook.com/PJHarnessRacing



RISE Digital, Harness Racing Australia nor the provider accepts any responsibility for the completeness or accuracy of any of the information contained herein, and makes no representations about its suitability for any particular purpose. Users should make their own judgements about those matters and/or seek independent advice. You assume all risks associated with use of data provided on this page

Bathurst Race 4 Distance 1730m

Wednesday, 3 September 2025



Gross Time: 2:01.40 MileRate: 1:52.90 LeadTime: 8.20s First Qtr: 27.20s Second Qtr: 28.80s Third Qtr: 28.70s Fourth Qtr: 28.50s

DATA TABLE: 800 / 400 Posi's are position from leader and (how wide the horse was at that position)

No	Horse	Plc	Mar	800 Posi	400 Posi	Time	3rd Qtr	4th Qt
9	Our George Boston	1	0.0m	8.6m (0)	10.8m (0)	2:01.40	28.85s	27.73s
2	Shez Sweet Louise	2	0.6m	0.0m (0)	0.0m (0)	2:01.44	28.70s	28.54s
1	Hunter Shannon	3	1.0m	4.0m (0)	5.6m (0)	2:01.47	28.81s	28.17s
5	Hes A Meister	4	2.6m	15.2m (1)	19.2m (1)	2:01.59	28.98s	27.32s
7	Dun Spruikin	5	7.8m	17.0m (0)	19.0m (0)	2:01.98	28.84s	27.71s
6	Rebounder	6	11.2m	12.6m (0)	14.8m (0)	2:02.24	28.86s	28.24s
10	Bettor Keppel	7	14.1m	11.2m (1)	14.8m (1)	2:02.46	28.96s	28.45s
3	Cheeky Kiss	8	25.0m	7.0m (1)	9.2m (2)	2:03.27	28.86s	29.62s
8	Man Mountain	9	27.5m	20.0m (1)	23.8m (1)	2:03.46	28.97s	28.76s
4	Nosaer	10	49.8m	2.2m (1)	8.0m (1)	2:05.13	29.12s	31.46s

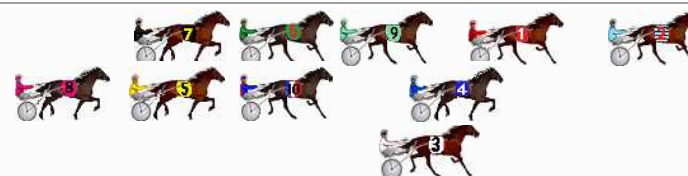
Finish Position and metres gained

First Arrow shows distance gain/loss from 2nd Qtr to 3rd Qtr,
Second Arrow shows distance gain/loss from 3rd Qtr to Finish
Blue arrow indicates best gain in these quarters.



800

Visual positions in race at 2nd Quarter



400

Visual positions in race at 3rd Quarter



Powered by



Harness Analyser

Sectional Analysis Software

Not just form | Free Trial

www.facebook.com/PJHarnessRacing



RISE Digital, Harness Racing Australia nor the provider accepts any responsibility for the completeness or accuracy of any of the information contained herein, and makes no representations about its suitability for any particular purpose. Users should make their own judgements about those matters and/or seek independent advice. You assume all risks associated with use of data provided on this page

Bathurst Race 5 Distance 1730m

Wednesday, 3 September 2025


Gross Time: 2:01.70 MileRate: 1:53.20 LeadTime: 8.00s First Qtr: 27.20s Second Qtr: 29.20s Third Qtr: 28.30s Fourth Qtr: 29.00s

DATA TABLE: 800 / 400 Posi's are position from leader and (how wide the horse was at that position)

NoHorse	Plc	Mar	800 Posi	400 Posi	Time	3rd Qtr	4th Qt
8 Saint Veran	1	0.0m	17.4m (0)	17.6m (0)	2:01.70	28.33s	27.73s
7 Saint Emilion	2	0.4m	13.0m (0)	13.4m (0)	2:01.73	28.34s	28.06s
9 Windy Hill Tara	3	0.6m	8.2m (0)	9.2m (1)	2:01.75	28.38s	28.38s
3 Bettors Hope	4	7.7m	22.0m (1)	12.4m (3)	2:02.29	27.62s	28.66s
1 Karloo Louie	5	10.7m	0.0m (0)	0.0m (0)	2:02.51	28.29s	29.77s
4 Kick The Switch	6	10.9m	22.0m (0)	21.8m (0)	2:02.53	28.30s	28.21s
5 My Crackling Rosie	7	14.2m	4.0m (0)	5.6m (0)	2:02.78	28.41s	29.62s
6 Huta	8	17.2m	8.6m (1)	13.4m (1)	2:03.01	28.64s	29.27s
10 Cassius Deck	9	17.8m	17.8m (1)	16.2m (2)	2:03.05	28.18s	29.12s
2 Pablo Rocks	10	42.6m	13.6m (1)	12.2m (2)	2:04.94	28.17s	31.19s

Finish Position and metres gained

First Arrow shows distance gain/loss from 2nd Qtr to 3rd Qtr,
Second Arrow shows distance gain/loss from 3rd Qtr to Finish
Blue arrow indicates best gain in these quarters.



800

Visual positions in race at 2nd Quarter



400

Visual positions in race at 3rd Quarter



Powered by



Harness Analyser

Sectional Analysis Software

Not just form | Free Trial

www.facebook.com/PJHarnessRacing



RISE Digital, Harness Racing Australia nor the provider accepts any responsibility for the completeness or accuracy of any of the information contained herein, and makes no representations about its suitability for any particular purpose. Users should make their own judgements about those matters and/or seek independent advice. You assume all risks associated with use of data provided on this page

Bathurst Race 6 Distance 1730m

Wednesday, 3 September 2025

Gross Time: 2:04.70 MileRate: 1:56.00 LeadTime: 8.00s First Qtr: 28.90s Second Qtr: 31.00s Third Qtr: 28.90s Fourth Qtr: 27.90s

DATA TABLE: 800 / 400 Posi's are position from leader and (how wide the horse was at that position)

NoHorse	Plc	Mar	800 Posi	400 Posi	Time	3rd Qtr	4th Qt
4 Auntie Lou	1	0.0m	0.0m (0)	0.0m (0)	2:04.70	28.90s	27.90s
5 Tisbury Rocks	2	1.7m	4.4m (0)	4.6m (0)	2:04.82	28.91s	27.70s
8 Treacherous Belle	3	4.4m	5.4m (1)	2.8m (1)	2:05.02	28.72s	28.01s
7 Shazadele	4	8.9m	18.0m (1)	15.4m (1)	2:05.35	28.71s	27.45s
3 Mia On	5	9.8m	12.6m (0)	12.8m (0)	2:05.42	28.91s	27.69s
6 Time To Torque	6	10.1m	13.6m (1)	10.8m (2)	2:05.44	28.70s	27.85s
1 Warrawee Flyer	7	11.1m	8.2m (0)	8.6m (0)	2:05.51	28.93s	28.07s
2 Chelseas Girl	8	11.8m	9.6m (1)	7.8m (1)	2:05.57	28.78s	28.18s

Finish Position and metres gained

First Arrow shows distance gain/loss from 2nd Qtr to 3rd Qtr,
Second Arrow shows distance gain/loss from 3rd Qtr to Finish
Blue arrow indicates best gain in these quarters.



800

Visual positions in race at 2nd Quarter



400

Visual positions in race at 3rd Quarter



Powered by



Harness Analyser

Sectional Analysis Software

Not just form | Free Trial

www.facebook.com/PJHarnessRacing



RISE Digital, Harness Racing Australia nor the provider accepts any responsibility for the completeness or accuracy of any of the information contained herein, and makes no representations about its suitability for any particular purpose. Users should make their own judgements about those matters and/or seek independent advice. You assume all risks associated with use of data provided on this page

Bathurst Race 7 Distance 2260m

Wednesday, 3 September 2025


Gross Time: 2:47.70 MileRate: 1:59.40 LeadTime: 49.00s First Qtr: 30.70s Second Qtr: 30.70s Third Qtr: 28.80s Fourth Qtr: 28.50s

DATA TABLE: 800 / 400 Posi's are position from leader and (how wide the horse was at that position)

No	Horse	Plc	Mar	800 Posi	400 Posi	Time	3rd Qtr	4th Qt
1	True Logic	1	0.0m	4.2m (0)	4.2m (0)	2:47.70	28.80s	28.20s
2	She The Devil	2	0.1m	0.0m (0)	0.0m (0)	2:47.71	28.80s	28.51s
9	Artful Prince	3	8.5m	8.2m (0)	8.4m (0)	2:48.34	28.81s	28.51s
5	The Samurai	4	8.6m	12.4m (1)	12.6m (2)	2:48.34	28.81s	28.22s
6	Princess Ballerina	5	9.2m	16.8m (1)	16.8m (2)	2:48.39	28.80s	27.96s
8	The Dome	6	12.9m	12.6m (0)	12.4m (0)	2:48.67	28.79s	28.54s
10	Always Lightning	7	13.2m	8.0m (1)	7.4m (2)	2:48.69	28.76s	28.91s
7	Karlooo Deezer	8	21.7m	22.6m (1)	16.2m (1)	2:49.32	28.35s	28.89s
3	Rosies Boy	9	24.2m	16.8m (0)	17.0m (0)	2:49.51	28.82s	29.01s
4	Yarraman Kaylou	10	46.5m	3.8m (1)	7.8m (1)	2:51.18	29.10s	31.24s

Finish Position and metres gained

First Arrow shows distance gain/loss from 2nd Qtr to 3rd Qtr,
Second Arrow shows distance gain/loss from 3rd Qtr to Finish
Blue arrow indicates best gain in these quarters.



800

Visual positions in race at 2nd Quarter



400

Visual positions in race at 3rd Quarter



Powered by



Harness Analyser

Sectional Analysis Software

Not just form | Free Trial

www.facebook.com/PJHarnessRacing



RISE Digital, Harness Racing Australia nor the provider accepts any responsibility for the completeness or accuracy of any of the information contained herein, and makes no representations about its suitability for any particular purpose. Users should make their own judgements about those matters and/or seek independent advice. You assume all risks associated with use of data provided on this page

Bathurst Race 8 Distance 1730m

Wednesday, 3 September 2025


Gross Time: 2:05.70 MileRate: 1:56.90 LeadTime: 8.30s First Qtr: 29.20s Second Qtr: 30.10s Third Qtr: 29.60s Fourth Qtr: 28.50s

DATA TABLE: 800 / 400 Posi's are position from leader and (how wide the horse was at that position)

No	Horse	Plc	Mar	800 Posi	400 Posi	Time	3rd Qtr	4th Qt
10	Whereswally	1	0.0m	0.0m (0)	0.0m (0)	2:05.70	29.60s	28.50s
11	Hesourcelebrity	2	2.5m	7.6m (1)	3.2m (1)	2:05.89	29.28s	28.45s
1	Sweet Nicky	3	3.1m	8.0m (0)	8.6m (0)	2:05.93	29.64s	28.11s
4	Ya Racin Carl	4	3.8m	4.0m (0)	4.4m (0)	2:05.98	29.63s	28.46s
2	Ceejay Haich	5	8.0m	16.2m (0)	16.8m (0)	2:06.30	29.63s	27.88s
7	Minor Premier	6	8.6m	12.0m (1)	7.2m (1)	2:06.34	29.26s	28.60s
5	Bettorbythesea	7	15.4m	12.2m (0)	12.8m (0)	2:06.85	29.65s	28.68s
9	Lucky Bambino	8	21.6m	20.2m (0)	15.8m (1)	2:07.32	29.29s	28.91s
8	Smooth Jessie	9	23.4m	17.0m (1)	11.4m (2)	2:07.45	29.21s	29.35s
6	Hashtag Hector	10	31.4m	24.4m (0)	21.4m (1)	2:08.05	29.40s	29.21s

Finish Position and metres gained

First Arrow shows distance gain/loss from 2nd Qtr to 3rd Qtr,
Second Arrow shows distance gain/loss from 3rd Qtr to Finish
Blue arrow indicates best gain in these quarters.



800

Visual positions in race at 2nd Quarter



400

Visual positions in race at 3rd Quarter



Powered by



Harness Analyser

Sectional Analysis Software

Not just form | Free Trial

www.facebook.com/PJHarnessRacing



RISE Digital, Harness Racing Australia nor the provider accepts any responsibility for the completeness or accuracy of any of the information contained herein, and makes no representations about its suitability for any particular purpose. Users should make their own judgements about those matters and/or seek independent advice. You assume all risks associated with use of data provided on this page

Bathurst Race 9 Distance 1730m

Wednesday, 3 September 2025


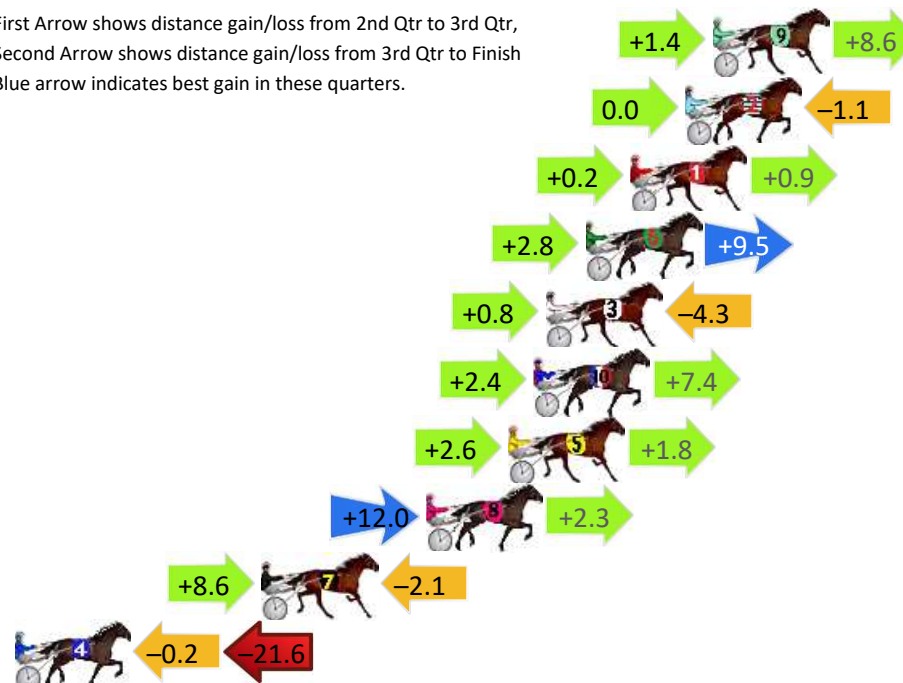
Gross Time: 2:07.10 MileRate: 1:58.20 LeadTime: 8.20s First Qtr: 28.60s Second Qtr: 30.50s Third Qtr: 29.70s Fourth Qtr: 30.10s

DATA TABLE: 800 / 400 Posi's are position from leader and (how wide the horse was at that position)

No	Horse	Plc	Mar	800 Posi	400 Posi	Time	3rd Qtr	4th Qt
9	Major Reckoning	1	0.0m	10.0m (0)	8.6m (0)	2:07.10	29.60s	29.46s
2	My Ultimate Woody	2	1.1m	0.0m (0)	0.0m (0)	2:07.19	29.70s	30.18s
1	Bradness Moo	3	3.3m	4.4m (0)	4.2m (0)	2:07.36	29.69s	30.03s
6	Stay Stylish	4	5.1m	17.4m (1)	14.6m (3)	2:07.50	29.50s	29.39s
3	Chasin You	5	6.7m	3.2m (1)	2.4m (1)	2:07.63	29.64s	30.42s
10	Rusty Veejay	6	7.2m	17.0m (0)	14.6m (0)	2:07.67	29.53s	29.55s
5	Makes You Wonder	7	8.2m	12.6m (1)	10.0m (2)	2:07.75	29.51s	29.97s
8	Delightful Mary	8	11.5m	25.8m (0)	13.8m (1)	2:08.01	28.81s	29.93s
7	Bing Bang Billy	9	18.1m	24.6m (1)	16.0m (2)	2:08.53	29.06s	30.26s
4	Tulhurst Maureen	10	29.4m	7.6m (1)	7.8m (1)	2:09.42	29.70s	31.72s


Finish Position and metres gained

First Arrow shows distance gain/loss from 2nd Qtr to 3rd Qtr,
Second Arrow shows distance gain/loss from 3rd Qtr to Finish
Blue arrow indicates best gain in these quarters.



800

Visual positions in race at 2nd Quarter



400

Visual positions in race at 3rd Quarter



Powered by



Harness Analyser

Sectional Analysis Software

Not just form | Free Trial

www.facebook.com/PJHarnessRacing



RISE Digital, Harness Racing Australia nor the provider accepts any responsibility for the completeness or accuracy of any of the information contained herein, and makes no representations about its suitability for any particular purpose. Users should make their own judgements about those matters and/or seek independent advice. You assume all risks associated with use of data provided on this page