

Penrith Race 1 Distance 1720m

Thursday, 4 September 2025


Gross Time: 2:01.60 MileRate: 1:53.80 LeadTime: 7.40s First Qtr: 28.50s Second Qtr: 28.80s Third Qtr: 28.20s Fourth Qtr: 28.70s

DATA TABLE: 800 / 400 Posi's are position from leader and (how wide the horse was at that position)

No	Horse	Plc	Mar	800 Posi	400 Posi	Time	3rd Qtr	4th Qt
1	For Always Arden	1	0.0m	0.0m (0)	0.0m (0)	2:01.60	28.20s	28.70s
2	The Devils Flame	2	4.9m	7.6m (1)	8.2m (2)	2:01.97	28.24s	28.46s
7	Til Heavens Rockn	3	11.9m	4.6m (0)	8.2m (0)	2:02.50	28.45s	28.96s
3	Double It Harry	4	11.9m	12.0m (1)	12.8m (3)	2:02.50	28.26s	28.64s
8	Rio De Janeiro Blue	5	15.7m	8.6m (0)	11.8m (1)	2:02.78	28.42s	28.98s
9	Whereishe	6	16.1m	16.0m (1)	16.8m (3)	2:02.81	28.26s	28.65s
6	Mister Quirk	7	18.6m	17.2m (0)	20.0m (0)	2:03.00	28.40s	28.60s
10	Rocknroll Gig	8	18.7m	20.0m (1)	19.2m (2)	2:03.01	28.14s	28.66s
5	She Maybe Bettor	9	22.6m	12.8m (0)	15.8m (1)	2:03.30	28.41s	29.19s
4	Okay Gringo	10	23.5m	2.2m (1)	7.4m (1)	2:03.37	28.56s	29.85s

Finish Position and metres gained

First Arrow shows distance gain/loss from 2nd Qtr to 3rd Qtr,
Second Arrow shows distance gain/loss from 3rd Qtr to Finish
Blue arrow indicates best gain in these quarters.



800

Visual positions in race at 2nd Quarter



400

Visual positions in race at 3rd Quarter

Penrith Race 2 Distance 1720m

Thursday, 4 September 2025

Gross Time: 2:06.00 MileRate: 1:57.90 LeadTime: 7.50s First Qtr: 30.20s Second Qtr: 31.30s Third Qtr: 28.80s Fourth Qtr: 28.20s

DATA TABLE: 800 / 400 Posi's are position from leader and (how wide the horse was at that position)

No	Horse	Plc	Mar	800 Posi	400 Posi	Time	3rd Qtr	4th Qt
1	Betting Star	1	0.0m	0.0m (0)	0.2m (0)	2:06.00	28.81s	28.19s
7	Gimme A Reason	2	2.5m	3.8m (0)	4.2m (0)	2:06.19	28.83s	28.08s
3	Madazalways	3	4.6m	1.6m (1)	0.0m (1)	2:06.34	28.69s	28.52s
8	Stellina	4	5.0m	7.8m (0)	8.2m (0)	2:06.37	28.83s	27.98s
10	Diletto	5	6.7m	11.8m (0)	12.2m (0)	2:06.50	28.82s	27.81s
2	Reign Maker	6	7.3m	10.0m (1)	9.0m (2)	2:06.54	28.73s	28.08s
5	Charlies Ace	7	8.0m	15.8m (0)	16.2m (0)	2:06.59	28.82s	27.63s
6	Petes Big Jim	8	8.1m	6.0m (1)	4.4m (2)	2:06.60	28.69s	28.46s
9	Be My Rock	9	10.2m	14.0m (1)	13.0m (2)	2:06.76	28.73s	28.00s
4	Ideal Redemption	10	14.0m	18.0m (1)	16.4m (3)	2:07.04	28.68s	28.03s


Finish Position and metres gained

First Arrow shows distance gain/loss from 2nd Qtr to 3rd Qtr,
Second Arrow shows distance gain/loss from 3rd Qtr to Finish
Blue arrow indicates best gain in these quarters.



Visual positions in race at 2nd Quarter

800



Visual positions in race at 3rd Quarter

400



Powered by



Harness Analyser

Sectional Analysis Software

Not just form | Free Trial

www.facebook.com/PJHarnessRacing



RISE Digital, Harness Racing Australia nor the provider accepts any responsibility for the completeness or accuracy of any of the information contained herein, and makes no representations about its suitability for any particular purpose. Users should make their own judgements about those matters and/or seek independent advice. You assume all risks associated with use of data provided on this page

Penrith Race 3 Distance 2125m

Thursday, 4 September 2025



Gross Time: 2:35.60 MileRate: 1:57.80 LeadTime: 38.00s First Qtr: 30.20s Second Qtr: 29.60s Third Qtr: 28.10s Fourth Qtr: 29.70s

DATA TABLE: 800 / 400 Posi's are position from leader and (how wide the horse was at that position)

No	Horse	Plc	Mar	800 Posi	400 Posi	Time	3rd Qtr	4th Qt
7	Flo Ryda	1	0.0m	4.0m (0)	5.4m (1)	2:35.60	28.21s	29.30s
10	Kates Virtue	2	0.4m	2.2m (1)	0.0m (1)	2:35.63	27.94s	29.73s
9	Eye Can Try	3	1.6m	12.0m (0)	13.8m (0)	2:35.72	28.25s	28.80s
8	Tiger Prince	4	2.2m	8.0m (0)	9.8m (0)	2:35.77	28.24s	29.14s
3	Yesnomaybeso	5	6.5m	10.4m (1)	11.6m (2)	2:36.11	28.20s	29.32s
6	Maid Of Money	6	9.7m	24.0m (1)	23.6m (1)	2:36.35	28.10s	28.67s
5	American Werewolf	7	12.0m	6.4m (1)	7.6m (2)	2:36.53	28.18s	30.02s
2	Hot Cruise Control	8	14.5m	14.6m (1)	16.2m (3)	2:36.73	28.22s	29.57s
1	Super Duper Dude	9	14.8m	0.0m (0)	1.6m (0)	2:36.75	28.19s	30.67s
4	Lord Memnock	10	15.5m	19.2m (1)	26.6m (0)	2:36.81	28.65s	28.88s

Finish Position and metres gained

First Arrow shows distance gain/loss from 2nd Qtr to 3rd Qtr, Second Arrow shows distance gain/loss from 3rd Qtr to Finish Blue arrow indicates best gain in these quarters.



800

Visual positions in race at 2nd Quarter



400

Visual positions in race at 3rd Quarter

Penrith Race 4 Distance 1720m

Thursday, 4 September 2025


Gross Time: 2:03.30 MileRate: 1:55.30 LeadTime: 7.50s First Qtr: 30.30s Second Qtr: 28.60s Third Qtr: 28.50s Fourth Qtr: 28.40s

DATA TABLE: 800 / 400 Posi's are position from leader and (how wide the horse was at that position)

No	Horse	Plc	Mar	800 Posi	400 Posi	Time	3rd Qtr	4th Qt
5	Red Sapphire	1	0.0m	10.2m (1)	8.8m (2)	2:03.30	28.40s	27.78s
4	Dontletfearstopya	2	6.5m	0.0m (0)	0.0m (0)	2:03.78	28.50s	28.86s
9	Nothingbutwaves	3	8.9m	5.6m (1)	4.0m (2)	2:03.96	28.39s	28.75s
1	Boyzhavtime	4	9.6m	6.6m (0)	5.0m (0)	2:04.02	28.39s	28.72s
8	Admirable	5	11.4m	14.8m (0)	12.2m (0)	2:04.15	28.32s	28.34s
10	Im Desirable	6	12.2m	1.4m (1)	4.4m (1)	2:04.21	28.71s	28.95s
2	Ourtreacherous Reign	7	13.9m	20.6m (1)	17.8m (0)	2:04.34	28.30s	28.12s
3	Merrywood Tony	8	15.6m	14.0m (1)	13.4m (2)	2:04.46	28.46s	28.56s
7	Captain Blood	9	16.4m	10.6m (0)	9.0m (1)	2:04.52	28.39s	28.92s
6	Destiny Stride	10	20.7m	23.6m (0)	14.8m (1)	2:04.84	27.88s	28.82s

Finish Position and metres gained

First Arrow shows distance gain/loss from 2nd Qtr to 3rd Qtr,
Second Arrow shows distance gain/loss from 3rd Qtr to Finish
Blue arrow indicates best gain in these quarters.



Visual positions in race at 2nd Quarter

800



Visual positions in race at 3rd Quarter

400



Powered by



Harness Analyser

Sectional Analysis Software

Not just form | Free Trial

www.facebook.com/PJHarnessRacing



RISE Digital, Harness Racing Australia nor the provider accepts any responsibility for the completeness or accuracy of any of the information contained herein, and makes no representations about its suitability for any particular purpose. Users should make their own judgements about those matters and/or seek independent advice. You assume all risks associated with use of data provided on this page

Penrith Race 5 Distance 2125m

Thursday, 4 September 2025


Gross Time: 2:33.80 MileRate: 1:56.50 LeadTime: 38.00s First Qtr: 29.70s Second Qtr: 28.10s Third Qtr: 28.70s Fourth Qtr: 29.30s

DATA TABLE: 800 / 400 Posi's are position from leader and (how wide the horse was at that position)

No	Horse	Plc	Mar	800 Posi	400 Posi	Time	3rd Qtr	4th Qt
3	King Tiger	1	0.0m	6.4m (1)	4.0m (2)	2:33.80	28.53s	29.01s
10	Jordy	2	1.6m	2.2m (1)	0.0m (1)	2:33.92	28.54s	29.42s
1	Port Au Prince	3	2.6m	0.0m (0)	0.0m (0)	2:34.00	28.70s	29.49s
6	Debonaire	4	3.5m	12.6m (0)	12.0m (1)	2:34.07	28.66s	28.68s
9	Tomahawk Bart	5	5.7m	8.4m (0)	7.6m (1)	2:34.24	28.64s	29.16s
2	Twilight Heaven	6	6.7m	10.4m (1)	8.6m (2)	2:34.31	28.57s	29.16s
7	Peligroso	7	7.3m	4.2m (0)	4.0m (0)	2:34.36	28.68s	29.54s
4	Mr Teddy	8	9.6m	19.0m (1)	15.4m (0)	2:34.54	28.44s	28.88s
5	Tinder Surprise	9	10.3m	14.4m (1)	12.8m (2)	2:34.59	28.59s	29.12s
8	Polly Put Kettleon	10	188.7m	100.0m (0)	140.0m (0)	2:48.30	31.55s	32.85s

Finish Position and metres gained

First Arrow shows distance gain/loss from 2nd Qtr to 3rd Qtr, Second Arrow shows distance gain/loss from 3rd Qtr to Finish Blue arrow indicates best gain in these quarters.



Penrith Race 6 Distance 1720m

Thursday, 4 September 2025


Gross Time: 2:04.50 MileRate: 1:56.50 LeadTime: 7.30s First Qtr: 30.00s Second Qtr: 30.00s Third Qtr: 29.00s Fourth Qtr: 28.20s

DATA TABLE: 800 / 400 Posi's are position from leader and (how wide the horse was at that position)

No	Horse	Plc	Mar	800 Posi	400 Posi	Time	3rd Qtr	4th Qt
1	Eyeknow	1	0.0m	4.0m (0)	4.0m (0)	2:04.50	29.00s	27.92s
3	The Best Of You	2	0.5m	0.0m (0)	0.0m (0)	2:04.54	29.00s	28.24s
8	Jakcam Flyer	3	6.1m	14.2m (1)	2.2m (2)	2:04.95	28.15s	28.47s
7	Lookin Good Margie	4	6.5m	8.0m (0)	8.0m (0)	2:04.98	29.00s	28.09s
10	Leave It To Lucy	5	9.8m	1.6m (1)	1.4m (1)	2:05.23	28.99s	28.79s
4	Chlobro	6	11.5m	5.6m (1)	5.4m (1)	2:05.35	28.99s	28.63s
5	Tigerlicious	7	11.8m	11.8m (0)	12.8m (0)	2:05.37	29.07s	28.13s
2	Ima Shinkansen	8	13.0m	9.8m (1)	9.8m (1)	2:05.46	29.00s	28.42s
9	Devils Bling	9	14.3m	18.2m (1)	6.4m (2)	2:05.56	28.17s	28.75s
6	Blisses Best	10	19.5m	22.2m (1)	12.2m (2)	2:05.95	28.30s	28.71s

Finish Position and metres gained

First Arrow shows distance gain/loss from 2nd Qtr to 3rd Qtr,
Second Arrow shows distance gain/loss from 3rd Qtr to Finish
Blue arrow indicates best gain in these quarters.



800

Visual positions in race at 2nd Quarter



400

Visual positions in race at 3rd Quarter



Powered by



Harness Analyser

Sectional Analysis Software

Not just form | Free Trial

www.facebook.com/PJHarnessRacing



RISE Digital, Harness Racing Australia nor the provider accepts any responsibility for the completeness or accuracy of any of the information contained herein, and makes no representations about its suitability for any particular purpose. Users should make their own judgements about those matters and/or seek independent advice. You assume all risks associated with use of data provided on this page

Penrith Race 7 Distance 1720m

Thursday, 4 September 2025


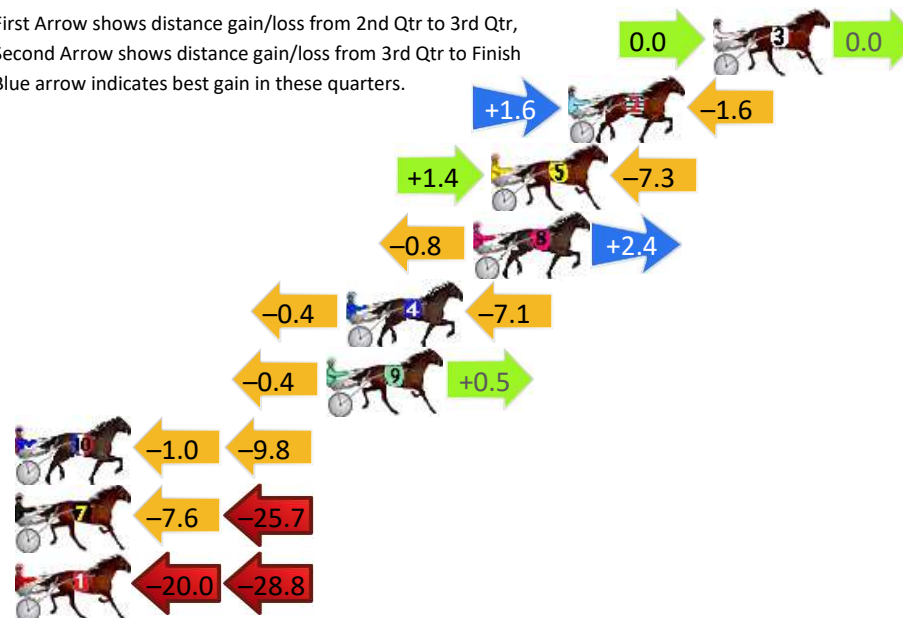
Gross Time: 2:05.30 MileRate: 1:57.20 LeadTime: 7.70s First Qtr: 30.80s Second Qtr: 30.40s Third Qtr: 28.30s Fourth Qtr: 28.10s

DATA TABLE: 800 / 400 Posi's are position from leader and (how wide the horse was at that position)

No	Horse	Plc	Mar	800 Posi	400 Posi	Time	3rd Qtr	4th Qt
3	Rock With The Best	1	0.0m	0.0m (0)	0.0m (0)	2:05.30	28.30s	28.10s
2	Ebbony Storm	2	5.8m	5.8m (0)	4.2m (0)	2:05.73	28.19s	28.21s
5	Tiger Eupheme	3	8.9m	3.0m (1)	1.6m (1)	2:05.96	28.20s	28.61s
8	Hellovotime	4	9.6m	11.2m (1)	12.0m (1)	2:06.01	28.36s	27.93s
4	Yesnoletsgo	5	14.7m	7.2m (1)	7.6m (1)	2:06.39	28.33s	28.60s
9	Might And Victory	6	15.5m	15.6m (1)	16.0m (1)	2:06.44	28.33s	28.07s
10	Charjo	7	30.6m	19.8m (1)	20.8m (2)	2:07.56	28.37s	28.78s
7	For Three Reasons	8	45.1m	11.8m (0)	19.4m (0)	2:08.63	28.84s	29.90s
1	General Misconduct	9	88.8m	40.0m (0)	60.0m (0)	2:11.86	29.71s	30.11s

Finish Position and metres gained

First Arrow shows distance gain/loss from 2nd Qtr to 3rd Qtr,
Second Arrow shows distance gain/loss from 3rd Qtr to Finish
Blue arrow indicates best gain in these quarters.



Penrith Race 8 Distance 1720m

Thursday, 4 September 2025


Gross Time: 2:04.20 MileRate: 1:56.30 LeadTime: 7.60s First Qtr: 29.20s Second Qtr: 30.30s Third Qtr: 29.20s Fourth Qtr: 27.90s

DATA TABLE: 800 / 400 Posi's are position from leader and (how wide the horse was at that position)

NoHorse	Plc	Mar	800 Posi	400 Posi	Time	3rd Qtr	4th Qt
6 Nocturnal	1	0.0m	0.0m (0)	0.0m (0)	2:04.20	29.20s	27.90s
9 A Buck Ten	2	6.5m	10.6m (2)	3.6m (1)	2:04.68	28.71s	28.10s
7 Sentosar	3	12.4m	14.6m (2)	8.8m (1)	2:05.11	28.79s	28.15s
1 Hungry Joe	4	14.3m	8.6m (0)	8.4m (0)	2:05.25	29.20s	28.31s
4 Between Decks	5	14.5m	4.4m (0)	4.2m (0)	2:05.26	29.20s	28.61s
8 Inside Magic	6	16.4m	18.0m (1)	13.2m (1)	2:05.40	28.86s	28.12s
10 Dynamite Danni	7	22.3m	23.0m (1)	17.8m (0)	2:05.84	28.84s	28.21s
2 Stay Lucky	8	26.8m	13.2m (0)	17.6m (2)	2:06.17	29.53s	28.54s
3 Midnight Haze	9	31.4m	6.8m (1)	25.4m (0)	2:06.50	30.53s	28.32s
5 Merrywood Lou	10	102.4m	2.8m (1)	25.2m (1)	2:11.71	30.91s	33.25s

Finish Position and metres gained

First Arrow shows distance gain/loss from 2nd Qtr to 3rd Qtr,
Second Arrow shows distance gain/loss from 3rd Qtr to Finish
Blue arrow indicates best gain in these quarters.



Visual positions in race at 2nd Quarter

800



Visual positions in race at 3rd Quarter

400



Powered by



Harness Analyser

Sectional Analysis Software

Not just form | Free Trial

www.facebook.com/PJHarnessRacing



RISE Digital, Harness Racing Australia nor the provider accepts any responsibility for the completeness or accuracy of any of the information contained herein, and makes no representations about its suitability for any particular purpose. Users should make their own judgements about those matters and/or seek independent advice. You assume all risks associated with use of data provided on this page