

Tamworth Race 1 Distance 1609m

Thursday, 4 September 2025


Gross Time: 1:59.00 MileRate: 1:59.00 LeadTime: 0.00s First Qtr: 28.90s Second Qtr: 30.90s Third Qtr: 29.30s Fourth Qtr: 29.90s

DATA TABLE: 800 / 400 Posi's are position from leader and (how wide the horse was at that position)

| No | Horse | Plc | Mar | 800 Posi | 400 Posi | Time | 3rd Qtr | 4th Qt |
|----|------------------|-----|-------|-----------|-----------|---------|---------|--------|
| 9 | Yogi | 1 | 0.0m | 0.0m (0) | 0.0m (0) | 1:59.00 | 29.30s | 29.90s |
| 1 | Tasmans Delight | 2 | 2.4m | 4.0m (0) | 4.4m (0) | 1:59.19 | 29.33s | 29.75s |
| 7 | Montana Nights | 3 | 4.0m | 8.0m (0) | 8.8m (0) | 1:59.31 | 29.36s | 29.54s |
| 4 | Double Mach | 4 | 4.2m | 6.4m (1) | 6.6m (2) | 1:59.33 | 29.32s | 29.72s |
| 5 | Hey Dude | 5 | 8.3m | 10.4m (1) | 11.2m (2) | 1:59.65 | 29.36s | 29.68s |
| 6 | Three Parts Grey | 6 | 10.4m | 18.2m (1) | 19.4m (2) | 1:59.81 | 29.40s | 29.23s |
| 8 | Dolly Miss Molly | 7 | 11.5m | 17.4m (0) | 20.6m (0) | 1:59.90 | 29.54s | 29.22s |
| 10 | Midas Shannon | 8 | 12.3m | 14.4m (1) | 15.4m (2) | 1:59.96 | 29.38s | 29.67s |
| 3 | Carolsdiamond | 9 | 13.8m | 2.4m (1) | 3.2m (1) | 2:00.08 | 29.35s | 30.69s |
| 2 | Sweet Sunshine | 10 | 17.3m | 12.2m (0) | 14.2m (0) | 2:00.36 | 29.44s | 30.13s |

Finish Position and metres gained

First Arrow shows distance gain/loss from 2nd Qtr to 3rd Qtr,
Second Arrow shows distance gain/loss from 3rd Qtr to Finish
Blue arrow indicates best gain in these quarters.



800

Visual positions in race at 2nd Quarter



400

Visual positions in race at 3rd Quarter

Tamworth Race 2 Distance 1609m

Thursday, 4 September 2025

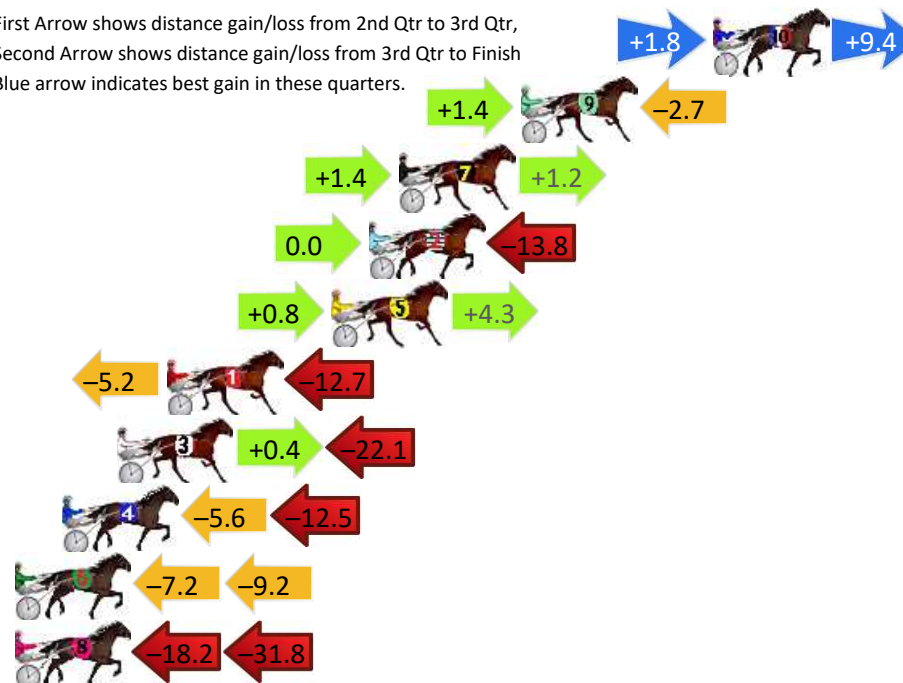
Gross Time: 1:57.70 MileRate: 1:57.70 LeadTime: 0.00s First Qtr: 29.00s Second Qtr: 29.80s Third Qtr: 28.60s Fourth Qtr: 30.30s

DATA TABLE: 800 / 400 Posi's are position from leader and (how wide the horse was at that position)

| NoHorse | Plc | Mar | 800 Posi | 400 Posi | Time | 3rd Qtr | 4th Qt |
|-------------------|-----|-------|-----------|-----------|---------|---------|--------|
| 10 Tigermac | 1 | 0.0m | 11.2m (1) | 9.4m (2) | 1:57.70 | 28.49s | 29.59s |
| 9 Heavenly Turbo | 2 | 7.7m | 6.4m (1) | 5.0m (2) | 1:58.31 | 28.49s | 30.50s |
| 7 Spooky Art | 3 | 12.6m | 15.2m (1) | 13.8m (1) | 1:58.70 | 28.50s | 30.21s |
| 2 Fourty One Gee | 4 | 13.8m | 0.0m (0) | 0.0m (0) | 1:58.79 | 28.57s | 31.34s |
| 5 Altiano | 5 | 15.3m | 20.4m (1) | 19.6m (1) | 1:58.91 | 28.55s | 29.98s |
| 1 Pinkromar | 6 | 21.9m | 4.0m (0) | 9.2m (0) | 1:59.44 | 28.95s | 31.26s |
| 3 Lord Jaydo | 7 | 23.9m | 2.2m (1) | 1.8m (1) | 1:59.60 | 28.52s | 31.96s |
| 4 Gerrys Jewel | 8 | 26.1m | 8.0m (0) | 13.6m (0) | 1:59.77 | 28.98s | 31.24s |
| 6 Dixie Shannon | 9 | 28.4m | 12.0m (0) | 19.2m (0) | 1:59.95 | 29.11s | 30.99s |
| 8 Greenwood Lenny | 10 | 71.8m | 21.8m (0) | 40.0m (0) | 2:03.40 | 29.87s | 32.70s |

Finish Position and metres gained

First Arrow shows distance gain/loss from 2nd Qtr to 3rd Qtr,
Second Arrow shows distance gain/loss from 3rd Qtr to Finish
Blue arrow indicates best gain in these quarters.



Visual positions in race at 2nd Quarter



Visual positions in race at 3rd Quarter



Powered by



Harness Analyser

Sectional Analysis Software

Not just form | Free Trial

www.facebook.com/PJHarnessRacing



RISE Digital, Harness Racing Australia nor the provider accepts any responsibility for the completeness or accuracy of any of the information contained herein, and makes no representations about its suitability for any particular purpose. Users should make their own judgements about those matters and/or seek independent advice. You assume all risks associated with use of data provided on this page

Tamworth Race 3 Distance 1609m

Thursday, 4 September 2025

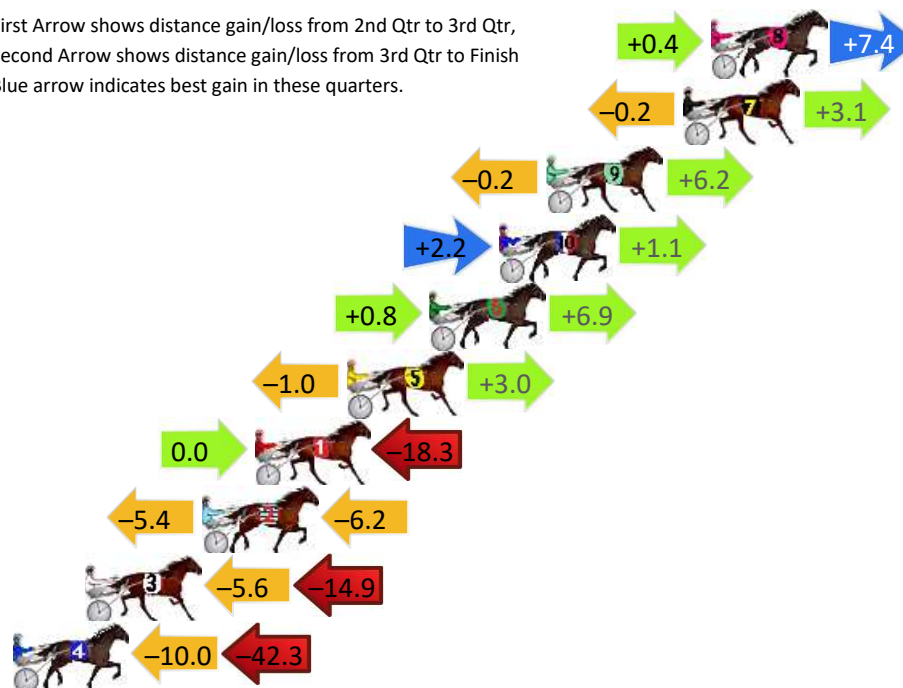
Gross Time: 1:58.70 MileRate: 1:58.70 LeadTime: 0.00s First Qtr: 28.50s Second Qtr: 30.80s Third Qtr: 29.80s Fourth Qtr: 29.70s

DATA TABLE: 800 / 400 Posi's are position from leader and (how wide the horse was at that position)

| No | Horse | Plc | Mar | 800 Posi | 400 Posi | Time | 3rd Qtr | 4th Qt |
|----|-------------------|-----|-------|-----------|-----------|---------|---------|--------|
| 8 | Our Art Christian | 1 | 0.0m | 7.8m (0) | 7.4m (1) | 1:58.70 | 29.77s | 29.15s |
| 7 | Rum Delight | 2 | 1.1m | 4.0m (0) | 4.2m (0) | 1:58.79 | 29.81s | 29.47s |
| 9 | Country Major | 3 | 6.6m | 12.6m (1) | 12.8m (1) | 1:59.21 | 29.81s | 29.24s |
| 10 | Barrys Brother | 4 | 8.5m | 11.8m (0) | 9.6m (0) | 1:59.36 | 29.64s | 29.62s |
| 6 | Lookat Mee | 5 | 11.3m | 19.0m (2) | 18.2m (3) | 1:59.58 | 29.74s | 29.19s |
| 5 | Safe Jewels | 6 | 14.6m | 16.6m (1) | 17.6m (0) | 1:59.84 | 29.87s | 29.48s |
| 1 | Brexitt | 7 | 18.3m | 0.0m (0) | 0.0m (0) | 2:00.12 | 29.80s | 31.05s |
| 2 | Slingshot | 8 | 20.4m | 8.8m (1) | 14.2m (3) | 2:00.29 | 30.20s | 30.16s |
| 3 | Iamnopet | 9 | 25.1m | 4.6m (1) | 10.2m (3) | 2:00.65 | 30.22s | 30.80s |
| 4 | Silent Reaction | 10 | 52.9m | 0.6m (1) | 10.6m (2) | 2:02.82 | 30.54s | 32.82s |

Finish Position and metres gained

First Arrow shows distance gain/loss from 2nd Qtr to 3rd Qtr, Second Arrow shows distance gain/loss from 3rd Qtr to Finish Blue arrow indicates best gain in these quarters.



Visual positions in race at 2nd Quarter

800



Visual positions in race at 3rd Quarter

400



Powered by



Harness Analyser

Sectional Analysis Software

Not just form | Free Trial

www.facebook.com/PJHarnessRacing



RISE Digital, Harness Racing Australia nor the provider accepts any responsibility for the completeness or accuracy of any of the information contained herein, and makes no representations about its suitability for any particular purpose. Users should make their own judgements about those matters and/or seek independent advice. You assume all risks associated with use of data provided on this page

Tamworth Race 4 Distance 1609m

Thursday, 4 September 2025

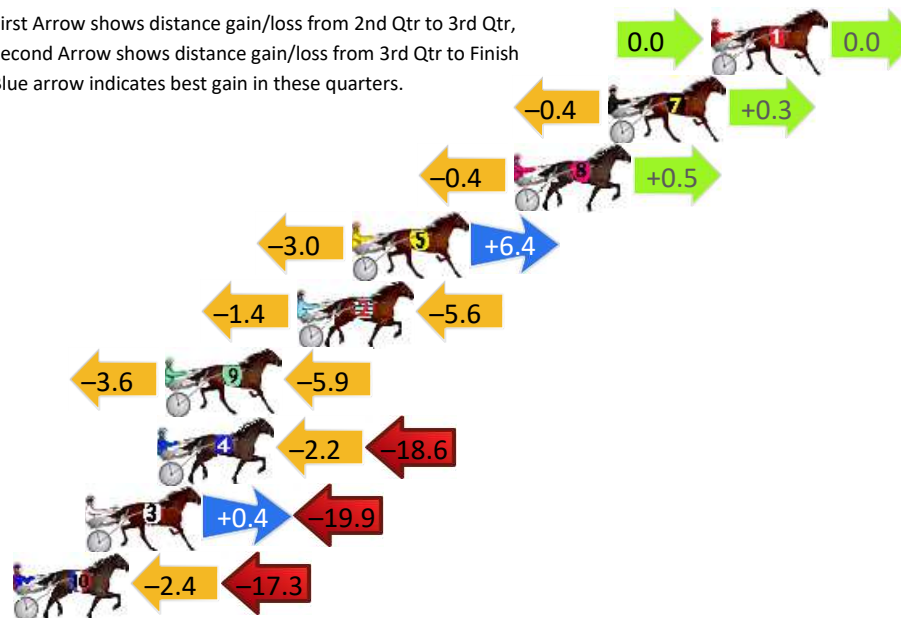
Gross Time: 1:56.70 MileRate: 1:56.70 LeadTime: 0.00s First Qtr: 28.70s Second Qtr: 30.20s Third Qtr: 28.70s Fourth Qtr: 29.10s

DATA TABLE: 800 / 400 Posi's are position from leader and (how wide the horse was at that position)

| No | Horse | Plc | Mar | 800 Posi | 400 Posi | Time | 3rd Qtr | 4th Qt |
|----|-----------------|-----|-------|-----------|-----------|---------|---------|--------|
| 1 | Grosestar | 1 | 0.0m | 0.0m (0) | 0.0m (0) | 1:56.70 | 28.70s | 29.10s |
| 7 | Be Good Benny | 2 | 4.1m | 4.0m (0) | 4.4m (0) | 1:57.01 | 28.73s | 29.08s |
| 8 | Bring Your Best | 3 | 7.9m | 8.0m (0) | 8.4m (0) | 1:57.30 | 28.73s | 29.06s |
| 5 | Rocknroll Rambo | 4 | 14.4m | 17.8m (1) | 20.8m (0) | 1:57.80 | 28.92s | 28.64s |
| 2 | Mac Stubborn | 5 | 16.6m | 9.6m (1) | 11.0m (1) | 1:57.97 | 28.80s | 29.51s |
| 9 | Terror Flying | 6 | 21.9m | 12.4m (0) | 16.0m (0) | 1:58.37 | 28.96s | 29.53s |
| 4 | Brave Bondi | 7 | 22.2m | 1.4m (1) | 3.6m (1) | 1:58.39 | 28.85s | 30.45s |
| 3 | Oak Ridge | 8 | 25.1m | 5.6m (1) | 5.2m (2) | 1:58.62 | 28.66s | 30.54s |
| 10 | Agent Callan | 9 | 33.7m | 14.0m (1) | 16.4m (1) | 1:59.27 | 28.86s | 30.35s |

Finish Position and metres gained

First Arrow shows distance gain/loss from 2nd Qtr to 3rd Qtr,
Second Arrow shows distance gain/loss from 3rd Qtr to Finish
Blue arrow indicates best gain in these quarters.



800

Visual positions in race at 2nd Quarter



400

Visual positions in race at 3rd Quarter



Powered by



Harness Analyser

Sectional Analysis Software

Not just form | Free Trial

www.facebook.com/PJHarnessRacing



RISE Digital, Harness Racing Australia nor the provider accepts any responsibility for the completeness or accuracy of any of the information contained herein, and makes no representations about its suitability for any particular purpose. Users should make their own judgements about those matters and/or seek independent advice. You assume all risks associated with use of data provided on this page

Tamworth Race 5 Distance 1980m

Thursday, 4 September 2025

Gross Time: 2:27.30

MileRate: 1:59.70

LeadTime: 26.90s

First Qtr: 31.30s

Second Qtr: 31.30s

Third Qtr: 29.00s


Fourth Qtr: 28.80s

DATA TABLE: 800 / 400 Posi's are position from leader and (how wide the horse was at that position)

| No | Horse | Plc | Mar | 800 Posi | 400 Posi | Time | 3rd Qtr | 4th Qt |
|----|---------------------|-----|-------|-----------|-----------|---------|---------|--------|
| 3 | Bling The Kash | 1 | 0.0m | 0.0m (0) | 0.0m (0) | 2:27.30 | 29.00s | 28.80s |
| 4 | Feisty Tiger | 2 | 15.4m | 4.6m (1) | 5.2m (2) | 2:28.46 | 29.05s | 29.53s |
| 2 | Bettathanmozzarella | 3 | 16.4m | 8.6m (1) | 9.4m (2) | 2:28.54 | 29.06s | 29.30s |
| 9 | Ultimate All Star | 4 | 17.6m | 16.8m (1) | 14.2m (3) | 2:28.63 | 28.81s | 29.04s |
| 10 | Watch Your Back | 5 | 20.5m | 21.2m (1) | 16.6m (2) | 2:28.85 | 28.67s | 29.08s |
| 6 | My Ultimate Hugo | 6 | 21.2m | 0.6m (1) | 1.8m (1) | 2:28.90 | 29.09s | 30.19s |
| 7 | Mister Brillante | 7 | 21.4m | 8.2m (0) | 9.2m (1) | 2:28.92 | 29.07s | 29.67s |
| 8 | Oakley Shard | 8 | 24.5m | 12.8m (1) | 9.8m (3) | 2:29.15 | 28.79s | 29.85s |
| 5 | Jackys Maria | 9 | 24.6m | 12.6m (0) | 14.0m (0) | 2:29.16 | 29.10s | 29.56s |
| 1 | Schooners | 10 | 91.2m | 4.0m (0) | 7.0m (0) | 2:34.19 | 29.24s | 34.83s |


Finish Position and metres gained

First Arrow shows distance gain/loss from 2nd Qtr to 3rd Qtr,
Second Arrow shows distance gain/loss from 3rd Qtr to Finish
Blue arrow indicates best gain in these quarters.



Visual positions in race at 2nd Quarter

800



Visual positions in race at 3rd Quarter

400



Powered by



Harness Analyser

Sectional Analysis Software

Not just form | Free Trial

www.facebook.com/PJHarnessRacing



RISE Digital, Harness Racing Australia nor the provider accepts any responsibility for the completeness or accuracy of any of the information contained herein, and makes no representations about its suitability for any particular purpose. Users should make their own judgements about those matters and/or seek independent advice. You assume all risks associated with use of data provided on this page

Tamworth Race 6 Distance 1609m

Thursday, 4 September 2025

Gross Time: 1:58.30

MileRate: 1:58.30

LeadTime: 0.00s

First Qtr: 29.60s

Second Qtr: 29.30s

Third Qtr: 29.20s


Fourth Qtr: 30.30s

DATA TABLE: 800 / 400 Posi's are position from leader and (how wide the horse was at that position)

| NoHorse | Plc | Mar | 800 Posi | 400 Posi | Time | 3rd Qtr | 4th Qt |
|----------------------|-----|-------|-----------|-----------|---------|---------|--------|
| 9 Doug's Rules | 1 | 0.0m | 12.0m (1) | 11.6m (2) | 1:58.30 | 29.19s | 29.43s |
| 3 Drakaina | 2 | 3.9m | 4.2m (1) | 4.0m (1) | 1:58.61 | 29.19s | 30.29s |
| 4 Whens Lunch | 3 | 6.2m | 0.2m (1) | 0.0m (1) | 1:58.79 | 29.18s | 30.77s |
| 7 Fleur Bella | 4 | 8.3m | 8.4m (0) | 9.6m (1) | 1:58.96 | 29.29s | 30.20s |
| 1 The Eye In The Sky | 5 | 8.3m | 4.4m (0) | 6.2m (0) | 1:58.96 | 29.33s | 30.46s |
| 8 Eiffel From Heaven | 6 | 8.7m | 8.0m (1) | 7.4m (2) | 1:58.99 | 29.15s | 30.40s |
| 2 Ellie Rippin | 7 | 9.6m | 0.0m (0) | 1.0m (0) | 1:59.06 | 29.26s | 30.95s |
| 6 Ascot Showtime | 8 | 11.7m | 16.2m (1) | 16.0m (2) | 1:59.23 | 29.19s | 29.98s |
| 10 Adrenaline Rush | 9 | 11.8m | 12.6m (0) | 13.6m (0) | 1:59.24 | 29.28s | 30.16s |
| 5 Sparkling Sue | 10 | 25.7m | 16.8m (0) | 18.8m (0) | 2:00.34 | 29.34s | 30.82s |

Finish Position and metres gained

First Arrow shows distance gain/loss from 2nd Qtr to 3rd Qtr,
Second Arrow shows distance gain/loss from 3rd Qtr to Finish
Blue arrow indicates best gain in these quarters.



800

Visual positions in race at 2nd Quarter



400

Visual positions in race at 3rd Quarter



Powered by



Harness Analyser

Sectional Analysis Software

Not just form | Free Trial

www.facebook.com/PJHarnessRacing



RISE Digital, Harness Racing Australia nor the provider accepts any responsibility for the completeness or accuracy of any of the information contained herein, and makes no representations about its suitability for any particular purpose. Users should make their own judgements about those matters and/or seek independent advice. You assume all risks associated with use of data provided on this page

Tamworth Race 7 Distance 1980m

Thursday, 4 September 2025


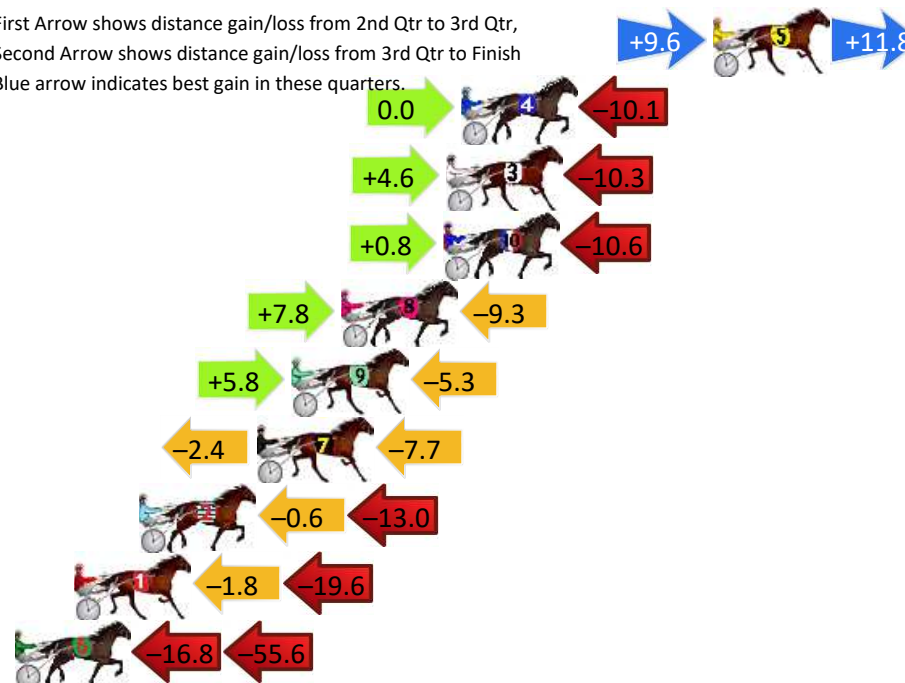
Gross Time: 2:26.70 MileRate: 1:59.20 LeadTime: 26.50s First Qtr: 30.30s Second Qtr: 30.40s Third Qtr: 29.50s Fourth Qtr: 30.00s

DATA TABLE: 800 / 400 Posi's are position from leader and (how wide the horse was at that position)


| NoHorse | Plc | Mar | 800 Posi | 400 Posi | Time | 3rd Qtr | 4th Qt |
|----------------------|-----|-------|-----------|-----------|---------|---------|--------|
| 5 Vintage Edition | 1 | 0.0m | 21.4m (1) | 11.8m (3) | 2:26.70 | 28.80s | 29.12s |
| 4 Thomas Royal | 2 | 10.1m | 0.0m (0) | 0.0m (0) | 2:27.49 | 29.49s | 30.75s |
| 3 Tinny Mahoney | 3 | 10.7m | 5.0m (1) | 0.4m (2) | 2:27.54 | 29.15s | 30.77s |
| 10 Renrow Lad | 4 | 10.8m | 1.0m (1) | 0.2m (1) | 2:27.55 | 29.43s | 30.79s |
| 8 Paris Princess | 5 | 14.9m | 13.4m (1) | 5.6m (2) | 2:27.87 | 28.92s | 30.69s |
| 9 Annie Crocker | 6 | 16.9m | 17.4m (1) | 11.6m (2) | 2:28.03 | 29.07s | 30.40s |
| 7 Joe By The Seaside | 7 | 18.3m | 8.2m (0) | 10.6m (0) | 2:28.14 | 29.67s | 30.57s |
| 2 Dual Cam | 8 | 23.0m | 9.4m (1) | 10.0m (1) | 2:28.51 | 29.54s | 30.97s |
| 1 Macedes | 9 | 25.6m | 4.2m (0) | 6.0m (1) | 2:28.71 | 29.62s | 31.46s |
| 6 Mustang Muscle | 10 | 85.0m | 12.6m (0) | 29.4m (0) | 2:33.38 | 30.71s | 34.15s |

Finish Position and metres gained

First Arrow shows distance gain/loss from 2nd Qtr to 3rd Qtr,
Second Arrow shows distance gain/loss from 3rd Qtr to Finish
Blue arrow indicates best gain in these quarters.



Visual positions in race at 2nd Quarter



Visual positions in race at 3rd Quarter



Powered by



Harness Analyser

Sectional Analysis Software

Not just form | Free Trial

www.facebook.com/PJHarnessRacing



RISE Digital, Harness Racing Australia nor the provider accepts any responsibility for the completeness or accuracy of any of the information contained herein, and makes no representations about its suitability for any particular purpose. Users should make their own judgements about those matters and/or seek independent advice. You assume all risks associated with use of data provided on this page

Tamworth Race 8 Distance 1980m

Thursday, 4 September 2025


Gross Time: 2:26.60 MileRate: 1:59.10 LeadTime: 26.40s First Qtr: 30.00s Second Qtr: 30.10s Third Qtr: 30.10s Fourth Qtr: 30.00s

DATA TABLE: 800 / 400 Posi's are position from leader and (how wide the horse was at that position)

| No | Horse | Plc | Mar | 800 Posi | 400 Posi | Time | 3rd Qtr | 4th Qt |
|----|--------------------|-----|-------|-----------|-----------|---------|---------|--------|
| 1 | Tabra | 1 | 0.0m | 4.2m (0) | 2.0m (1) | 2:26.60 | 29.94s | 29.85s |
| 5 | Next To Me | 2 | 0.3m | 8.2m (1) | 6.0m (3) | 2:26.62 | 29.93s | 29.57s |
| 3 | Gotonebetter | 3 | 6.9m | 0.4m (0) | 0.0m (0) | 2:27.14 | 30.07s | 30.51s |
| 7 | Unsully | 4 | 11.5m | 8.0m (0) | 7.4m (0) | 2:27.50 | 30.06s | 30.31s |
| 10 | Elouisa Dale | 5 | 12.4m | 20.4m (1) | 10.4m (3) | 2:27.57 | 29.35s | 30.15s |
| 2 | Reds Good To Go | 6 | 16.6m | 12.4m (1) | 11.0m (1) | 2:27.90 | 30.00s | 30.42s |
| 6 | Mini Mine Yet | 7 | 24.5m | 12.2m (0) | 11.8m (0) | 2:28.53 | 30.07s | 30.95s |
| 8 | Threebushelsofoats | 8 | 25.0m | 16.4m (1) | 12.6m (2) | 2:28.56 | 29.82s | 30.92s |
| 9 | Amillion Promises | 9 | 47.2m | 0.0m (1) | 6.0m (1) | 2:30.31 | 30.55s | 33.07s |
| 4 | The Irish Eagle | 10 | 48.1m | 4.2m (1) | 8.2m (2) | 2:30.38 | 30.40s | 32.98s |

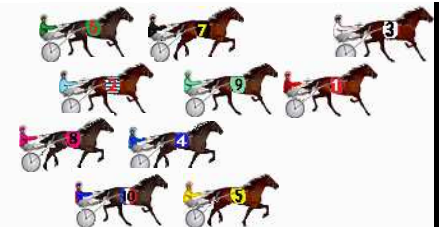
Finish Position and metres gained

First Arrow shows distance gain/loss from 2nd Qtr to 3rd Qtr,
Second Arrow shows distance gain/loss from 3rd Qtr to Finish
Blue arrow indicates best gain in these quarters.



Visual positions in race at 2nd Quarter

800



Visual positions in race at 3rd Quarter

400



Powered by



Harness Analyser

Sectional Analysis Software

Not just form | Free Trial

www.facebook.com/PJHarnessRacing



RISE Digital, Harness Racing Australia nor the provider accepts any responsibility for the completeness or accuracy of any of the information contained herein, and makes no representations about its suitability for any particular purpose. Users should make their own judgements about those matters and/or seek independent advice. You assume all risks associated with use of data provided on this page

Tamworth Race 9 Distance 1609m

Thursday, 4 September 2025

Gross Time: 1:56.90 MileRate: 1:56.90 LeadTime: 0.00s First Qtr: 29.40s Second Qtr: 29.40s Third Qtr: 29.10s Fourth Qtr: 29.10s

DATA TABLE: 800 / 400 Posi's are position from leader and (how wide the horse was at that position)

| No | Horse | Plc | Mar | 800 Posi | 400 Posi | Time | 3rd Qtr | 4th Qt |
|----|-------------------|-----|--------|------------|------------|---------|---------|--------|
| 1 | My Rock Moves | 1 | 0.0m | 0.0m (0) | 0.0m (0) | 1:56.90 | 29.10s | 29.10s |
| 8 | Rouge Bling | 2 | 0.2m | 8.2m (0) | 8.8m (0) | 1:56.92 | 29.14s | 28.48s |
| 7 | Fast Tracker | 3 | 0.8m | 4.2m (0) | 5.0m (0) | 1:56.96 | 29.16s | 28.80s |
| 10 | Three Rivers | 4 | 6.4m | 12.2m (0) | 13.2m (1) | 1:57.39 | 29.17s | 28.61s |
| 4 | McCrikey | 5 | 12.1m | 11.6m (1) | 5.2m (2) | 1:57.82 | 28.64s | 29.60s |
| 2 | Escalera | 6 | 13.9m | 15.6m (1) | 10.6m (2) | 1:57.96 | 28.74s | 29.34s |
| 9 | Princess Remi | 7 | 18.3m | 19.6m (1) | 15.8m (2) | 1:58.30 | 28.83s | 29.28s |
| 6 | Ashleys Blue Chip | 8 | 18.5m | 4.0m (1) | 5.4m (1) | 1:58.31 | 29.20s | 30.05s |
| 5 | Racing Paula | 9 | 20.8m | 7.8m (1) | 9.4m (1) | 1:58.49 | 29.22s | 29.92s |
| 3 | Rick Reilly | 10 | 167.3m | 100.0m (0) | 130.0m (0) | 2:09.67 | 31.27s | 31.80s |

Finish Position and metres gained

First Arrow shows distance gain/loss from 2nd Qtr to 3rd Qtr,
Second Arrow shows distance gain/loss from 3rd Qtr to Finish
Blue arrow indicates best gain in these quarters.

