

Parkes Race 1 Distance 1660m

Friday, 5 September 2025


Gross Time: 2:04.20 MileRate: 2:00.40 LeadTime: 3.80s First Qtr: 30.90s Second Qtr: 31.30s Third Qtr: 29.00s Fourth Qtr: 29.20s

DATA TABLE: 800 / 400 Posi's are position from leader and (how wide the horse was at that position)

NoHorse	Plc	Mar	800 Posi	400 Posi	Time	3rd Qtr	4th Qt
3 Whataboutbronson	1	0.0m	0.0m (0)	0.0m (0)	2:04.20	29.00s	29.20s
1 Justadiva	2	5.4m	4.4m (0)	5.3m (0)	2:04.61	29.06s	29.23s
7 Capitallee	3	8.0m	8.6m (0)	9.4m (0)	2:04.81	29.06s	29.13s
8 Matterson Express	4	8.2m	11.2m (1)	10.1m (1)	2:04.83	28.92s	29.10s
4 Beyondreason	5	10.5m	2.6m (1)	1.8m (1)	2:05.00	28.94s	29.87s
10 Jilliby Tsunami	6	13.3m	13.0m (0)	13.1m (0)	2:05.22	29.01s	29.27s
6 Peaksart	7	14.8m	17.0m (1)	15.4m (1)	2:05.33	28.89s	29.22s
9 Surfin At Midnight	8	16.4m	14.0m (2)	9.7m (2)	2:05.46	28.69s	29.76s
2 Teneachway	9	17.5m	7.0m (1)	6.2m (1)	2:05.54	28.94s	30.09s
5 Nikalong Mint	10	21.6m	18.7m (2)	13.6m (2)	2:05.85	28.63s	29.87s

Finish Position and metres gained

First Arrow shows distance gain/loss from 2nd Qtr to 3rd Qtr,
Second Arrow shows distance gain/loss from 3rd Qtr to Finish
Blue arrow indicates best gain in these quarters.



Visual positions in race at 2nd Quarter

800



Visual positions in race at 3rd Quarter

400



Powered by



Harness Analyser

Sectional Analysis Software

Not just form | Free Trial

www.facebook.com/PJHarnessRacing



RISE Digital, Harness Racing Australia nor the provider accepts any responsibility for the completeness or accuracy of any of the information contained herein, and makes no representations about its suitability for any particular purpose. Users should make their own judgements about those matters and/or seek independent advice. You assume all risks associated with use of data provided on this page

Parkes Race 2 Distance 1660m

Friday, 5 September 2025

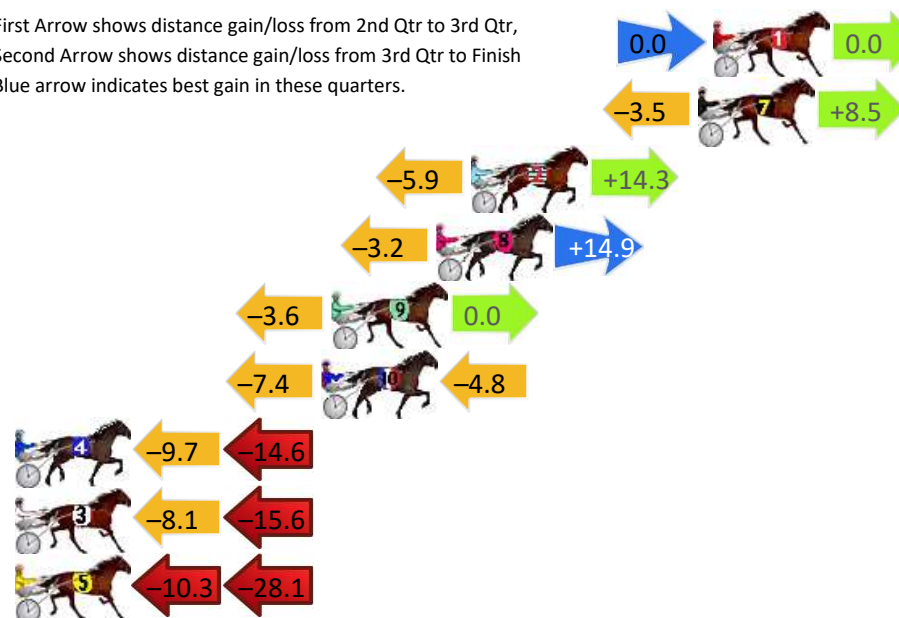
Gross Time: 2:03.00 MileRate: 1:59.20 LeadTime: 3.70s First Qtr: 29.60s Second Qtr: 29.70s Third Qtr: 29.00s Fourth Qtr: 31.00s

DATA TABLE: 800 / 400 Posi's are position from leader and (how wide the horse was at that position)

NoHorse	Plc	Mar	800 Posi	400 Posi	Time	3rd Qtr	4th Qt
1 Tulhurst Pebbles	1	0.0m	0.0m (0)	0.0m (0)	2:03.00	29.00s	31.00s
7 Karinya Max	2	0.6m	5.6m (0)	9.1m (0)	2:03.05	29.28s	30.37s
2 Rose Of Juliana	3	9.7m	18.1m (1)	24.0m (3)	2:03.79	29.48s	30.00s
8 The Ringmaster	4	11.1m	22.8m (1)	26.0m (4)	2:03.90	29.30s	29.96s
9 Beach On Fire	5	15.3m	11.7m (0)	15.3m (0)	2:04.24	29.30s	31.10s
10 Major Ark	6	15.7m	3.5m (2)	10.9m (3)	2:04.27	29.56s	31.46s
4 Wally Blaster	7	32.4m	8.1m (1)	17.8m (1)	2:05.63	29.75s	32.30s
3 Our Dickie Bart	8	36.5m	12.8m (1)	20.9m (2)	2:05.96	29.63s	32.40s
5 The Accidental One	9	41.8m	3.4m (1)	13.7m (2)	2:06.39	29.78s	33.37s

Finish Position and metres gained

First Arrow shows distance gain/loss from 2nd Qtr to 3rd Qtr,
Second Arrow shows distance gain/loss from 3rd Qtr to Finish
Blue arrow indicates best gain in these quarters.



Visual positions in race at 2nd Quarter



Visual positions in race at 3rd Quarter

Parkes Race 3 Distance 2040m

Friday, 5 September 2025

Gross Time: 2:32.20

MileRate: 2:00.10

LeadTime: 31.90s

First Qtr: 31.50s

Second Qtr: 30.40s

Third Qtr: 29.20s

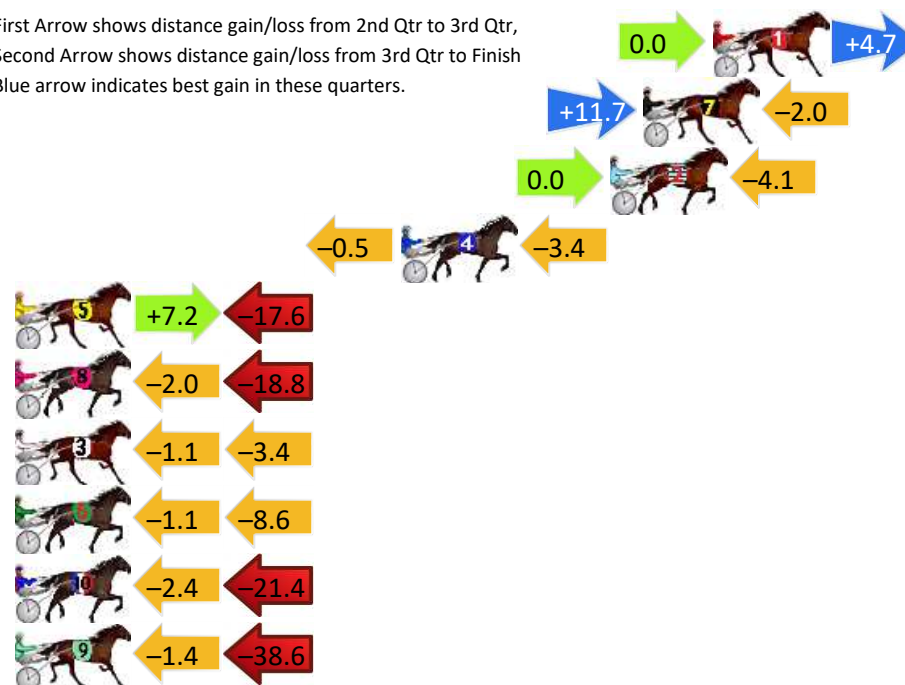
Fourth Qtr: 29.20s

DATA TABLE: 800 / 400 Posi's are position from leader and (how wide the horse was at that position)

No	Horse	Plc	Mar	800 Posi	400 Posi	Time	3rd Qtr	4th Qt
1	Krista Bellita	1	0.0m	4.7m (0)	4.7m (0)	2:32.20	29.20s	28.86s
7	Always Adorned	2	2.8m	12.5m (1)	0.8m (2)	2:32.41	28.35s	29.35s
2	Burrabadine Storm	3	4.1m	0.0m (0)	0.0m (0)	2:32.51	29.20s	29.51s
4	Reduce Speed	4	12.5m	8.6m (0)	9.1m (0)	2:33.16	29.24s	29.50s
5	Limbo Lottie	5	28.1m	17.7m (1)	10.5m (2)	2:34.35	28.67s	30.59s
8	Hillview Sam	6	28.3m	7.5m (1)	9.5m (1)	2:34.37	29.34s	30.68s
3	Calm Reason	7	34.5m	30.0m (0)	31.1m (0)	2:34.84	29.28s	29.58s
6	Jessie Lee	8	34.5m	24.8m (0)	25.9m (0)	2:34.84	29.28s	29.96s
10	Yannick Gee	9	36.8m	13.0m (0)	15.4m (0)	2:35.02	29.38s	30.90s
9	Mammals Blaze	10	43.7m	3.7m (1)	5.1m (1)	2:35.55	29.31s	32.18s

Finish Position and metres gained

First Arrow shows distance gain/loss from 2nd Qtr to 3rd Qtr,
Second Arrow shows distance gain/loss from 3rd Qtr to Finish
Blue arrow indicates best gain in these quarters.



Visual positions in race at 2nd Quarter

800



Visual positions in race at 3rd Quarter

400



Powered by



Harness Analyser

Sectional Analysis Software

Not just form | Free Trial

www.facebook.com/PJHarnessRacing



RISE Digital, Harness Racing Australia nor the provider accepts any responsibility for the completeness or accuracy of any of the information contained herein, and makes no representations about its suitability for any particular purpose. Users should make their own judgements about those matters and/or seek independent advice. You assume all risks associated with use of data provided on this page

Parkes Race 4 Distance 2040m

Friday, 5 September 2025


Gross Time: 2:32.50 MileRate: 2:00.30 LeadTime: 32.80s First Qtr: 30.50s Second Qtr: 29.30s Third Qtr: 29.10s Fourth Qtr: 30.80s

DATA TABLE: 800 / 400 Posi's are position from leader and (how wide the horse was at that position)

NoHorse	Plc	Mar	800 Posi	400 Posi	Time	3rd Qtr	4th Qt
4 Mullum Axel	1	0.0m	0.0m (0)	0.0m (0)	2:32.50	29.10s	30.80s
7 The Rogue I Am	2	1.1m	13.8m (0)	14.6m (1)	2:32.59	29.19s	29.80s
3 Potter	3	3.5m	4.7m (0)	4.6m (0)	2:32.78	29.10s	30.74s
8 Drive To The Beach	4	10.9m	16.7m (1)	12.8m (3)	2:33.38	28.84s	30.73s
2 Seven Tee Two	5	15.4m	12.9m (1)	10.5m (2)	2:33.74	28.94s	31.26s
9 Camanchi Warrior	6	15.4m	21.6m (1)	26.2m (1)	2:33.74	29.48s	30.09s
1 Diamond Bikini	7	19.5m	9.4m (0)	11.8m (0)	2:34.07	29.30s	31.49s
6 Marvella	8	20.7m	18.3m (0)	29.0m (0)	2:34.17	29.94s	30.31s
10 Borrowed Time	9	20.9m	3.1m (1)	8.2m (1)	2:34.18	29.48s	31.87s
5 R K Finn	10	217.8m	8.6m (1)	144.4m (1)	2:50.05	39.22s	37.60s


Finish Position and metres gained

First Arrow shows distance gain/loss from 2nd Qtr to 3rd Qtr, Second Arrow shows distance gain/loss from 3rd Qtr to Finish
Blue arrow indicates best gain in these quarters.



800

Visual positions in race at 2nd Quarter



400

Visual positions in race at 3rd Quarter



Powered by



Harness Analyser

Sectional Analysis Software

Not just form | Free Trial

www.facebook.com/PJHarnessRacing



RISE Digital, Harness Racing Australia nor the provider accepts any responsibility for the completeness or accuracy of any of the information contained herein, and makes no representations about its suitability for any particular purpose. Users should make their own judgements about those matters and/or seek independent advice. You assume all risks associated with use of data provided on this page

Parkes Race 5 Distance 1660m

Friday, 5 September 2025


Gross Time: 2:02.40 MileRate: 1:58.60 LeadTime: 3.90s First Qtr: 29.10s Second Qtr: 29.60s Third Qtr: 29.70s Fourth Qtr: 30.10s

DATA TABLE: 800 / 400 Posi's are position from leader and (how wide the horse was at that position)

No	Horse	Plc	Mar	800 Posi	400 Posi	Time	3rd Qtr	4th Qt
9	Willies Dollar	1	0.0m	15.0m (1)	3.8m (4)	2:02.40	28.87s	29.82s
1	The Missing Sock	2	1.2m	9.0m (0)	6.1m (1)	2:02.49	29.49s	29.74s
4	Riverina Flash	3	1.6m	4.6m (0)	1.0m (1)	2:02.53	29.43s	30.16s
3	Bolzano	4	1.8m	7.1m (1)	0.5m (2)	2:02.54	29.22s	30.20s
7	Johnnys Blue	5	5.9m	13.1m (0)	10.8m (0)	2:02.87	29.54s	29.77s
8	Letsgo Matilda	6	6.2m	10.9m (1)	2.3m (3)	2:02.89	29.06s	30.42s
5	Tulhurst Timmy	7	11.0m	17.1m (0)	15.6m (0)	2:03.27	29.60s	29.81s
2	Holme Boy	8	12.1m	0.0m (0)	0.0m (0)	2:03.35	29.70s	31.05s
10	Scarlet Bling	9	20.4m	19.1m (1)	9.0m (2)	2:04.01	28.96s	31.04s
6	Scruffy Moto	10	24.0m	20.0m (2)	20.5m (2)	2:04.29	29.75s	30.47s


Finish Position and metres gained

First Arrow shows distance gain/loss from 2nd Qtr to 3rd Qtr, Second Arrow shows distance gain/loss from 3rd Qtr to Finish Blue arrow indicates best gain in these quarters.



Visual positions in race at 2nd Quarter

800



Visual positions in race at 3rd Quarter

400



Powered by



Harness Analyser

Sectional Analysis Software

Not just form | Free Trial

www.facebook.com/PJHarnessRacing



RISE Digital, Harness Racing Australia nor the provider accepts any responsibility for the completeness or accuracy of any of the information contained herein, and makes no representations about its suitability for any particular purpose. Users should make their own judgements about those matters and/or seek independent advice. You assume all risks associated with use of data provided on this page

Parkes Race 6 Distance 1660m

Friday, 5 September 2025


Gross Time: 2:04.30 MileRate: 2:00.50 LeadTime: 3.70s First Qtr: 30.30s Second Qtr: 30.60s Third Qtr: 29.40s Fourth Qtr: 30.30s

DATA TABLE: 800 / 400 Posi's are position from leader and (how wide the horse was at that position)

No	Horse	Plc	Mar	800 Posi	400 Posi	Time	3rd Qtr	4th Qt
4	Caribbean Pat	1	0.0m	0.0m (0)	0.0m (0)	2:04.30	29.40s	30.30s
7	Midnight Terror	2	8.0m	10.1m (0)	9.2m (0)	2:04.93	29.34s	30.25s
1	Josey Mint	3	8.0m	5.2m (0)	4.6m (0)	2:04.93	29.36s	30.59s
3	Irk McGlurk	4	9.3m	5.0m (1)	7.4m (1)	2:05.04	29.58s	30.49s
8	Jay Bee	5	12.6m	14.0m (1)	9.2m (2)	2:05.30	29.05s	30.62s
10	Springfield Desire	6	12.8m	14.8m (0)	13.5m (0)	2:05.32	29.32s	30.32s
5	Nevertoolate	7	14.8m	18.7m (1)	17.4m (1)	2:05.47	29.32s	30.18s
9	Crystal Bling	8	16.5m	2.9m (2)	3.4m (1)	2:05.61	29.44s	31.36s
2	Runpoprun	9	23.3m	9.7m (1)	12.3m (1)	2:06.15	29.60s	31.24s
6	Dead Eye Tiki	10	116.2m	10.3m (2)	76.0m (2)	2:13.52	34.29s	33.88s

Finish Position and metres gained

First Arrow shows distance gain/loss from 2nd Qtr to 3rd Qtr,
Second Arrow shows distance gain/loss from 3rd Qtr to Finish
Blue arrow indicates best gain in these quarters.



Visual positions in race at 2nd Quarter



Visual positions in race at 3rd Quarter



Powered by
PJ Harness Analyser

Sectional Analysis Software
Not just form | Free Trial

www.facebook.com/PJHarnessRacing



RISE Digital, Harness Racing Australia nor the provider accepts any responsibility for the completeness or accuracy of any of the information contained herein, and makes no representations about its suitability for any particular purpose. Users should make their own judgements about those matters and/or seek independent advice. You assume all risks associated with use of data provided on this page

Parkes Race 7 Distance 1660m

Friday, 5 September 2025


Gross Time: 2:05.40 MileRate: 2:01.60 LeadTime: 3.90s First Qtr: 29.90s Second Qtr: 30.90s Third Qtr: 29.40s Fourth Qtr: 31.30s

DATA TABLE: 800 / 400 Posi's are position from leader and (how wide the horse was at that position)

No	Horse	Plc	Mar	800 Posi	400 Posi	Time	3rd Qtr	4th Qt
9	First Four Letters	1	0.0m	8.8m (0)	6.9m (0)	2:05.40	29.28s	30.78s
3	Sergeant Pee Jay	2	0.1m	9.5m (2)	4.0m (2)	2:05.41	29.01s	31.01s
1	Happy Tulhurst	3	2.7m	0.0m (0)	0.0m (0)	2:05.62	29.40s	31.52s
10	Aaron Mint	4	5.2m	17.1m (0)	18.8m (2)	2:05.83	29.57s	30.31s
8	Kaeleighs Comet	5	6.6m	12.1m (1)	11.7m (2)	2:05.94	29.39s	30.96s
4	Excuse To Collect	6	9.1m	12.9m (0)	14.6m (0)	2:06.14	29.56s	30.94s
6	Eyes For Dollars	7	12.6m	14.6m (2)	5.7m (3)	2:06.43	28.76s	31.90s
5	Cam I Am	8	13.6m	3.6m (1)	9.2m (1)	2:06.51	29.83s	31.72s
7	Pad Thai	9	14.8m	4.1m (0)	3.1m (1)	2:06.61	29.33s	32.28s
2	Monster Mint	10	15.3m	7.7m (1)	14.5m (1)	2:06.65	29.92s	31.46s

Finish Position and metres gained

First Arrow shows distance gain/loss from 2nd Qtr to 3rd Qtr,
Second Arrow shows distance gain/loss from 3rd Qtr to Finish
Blue arrow indicates best gain in these quarters.



Visual positions in race at 2nd Quarter

800



Visual positions in race at 3rd Quarter

400

Parkes Race 8 Distance 1660m

Friday, 5 September 2025


Gross Time: 2:03.60 MileRate: 1:59.80 LeadTime: 3.90s First Qtr: 30.90s Second Qtr: 30.30s Third Qtr: 28.60s Fourth Qtr: 29.90s

DATA TABLE: 800 / 400 Posi's are position from leader and (how wide the horse was at that position)

No	Horse	Plc	Mar	800 Posi	400 Posi	Time	3rd Qtr	4th Qt
1	Pirani Perfect	1	0.0m	0.0m (0)	0.0m (0)	2:03.60	28.60s	29.90s
3	Limeryck Lane	2	11.1m	3.0m (1)	5.4m (1)	2:04.47	28.77s	30.38s
10	Wokka Rock	3	11.2m	17.8m (1)	14.2m (3)	2:04.48	28.36s	29.75s
7	Only One Reason	4	11.6m	4.5m (0)	5.2m (0)	2:04.51	28.66s	30.43s
2	Samui	5	14.0m	9.2m (0)	13.2m (0)	2:04.70	28.91s	30.04s
5	Saint Gutho	6	15.9m	14.9m (0)	25.3m (0)	2:04.85	29.38s	29.31s
4	Morefuntocome	7	18.1m	22.9m (1)	21.3m (1)	2:05.02	28.52s	29.77s
9	Mammals Jewel	8	19.5m	7.7m (1)	11.1m (1)	2:05.13	28.86s	30.62s
8	Rosies Dragon	9	26.9m	13.3m (1)	14.0m (2)	2:05.71	28.67s	30.99s
6	The Needy Queen	10	28.1m	23.4m (0)	31.1m (0)	2:05.80	29.20s	29.84s


Finish Position and metres gained

First Arrow shows distance gain/loss from 2nd Qtr to 3rd Qtr,
Second Arrow shows distance gain/loss from 3rd Qtr to Finish
Blue arrow indicates best gain in these quarters.



800

Visual positions in race at 2nd Quarter



400

Visual positions in race at 3rd Quarter



Powered by



Harness Analyser

Sectional Analysis Software

Not just form | Free Trial

www.facebook.com/PJHarnessRacing



RISE Digital, Harness Racing Australia nor the provider accepts any responsibility for the completeness or accuracy of any of the information contained herein, and makes no representations about its suitability for any particular purpose. Users should make their own judgements about those matters and/or seek independent advice. You assume all risks associated with use of data provided on this page

Parkes Race 9 Distance 1660m

Friday, 5 September 2025




Gross Time: 2:03.20 MileRate: 1:59.40 LeadTime: 3.90s First Qtr: 29.60s Second Qtr: 30.80s Third Qtr: 29.90s Fourth Qtr: 29.00s

DATA TABLE: 800 / 400 Posi's are position from leader and (how wide the horse was at that position)

No	Horse	Plc	Mar	800 Posi	400 Posi	Time	3rd Qtr	4th Qt
3	Denver Colorado	1	0.0m	0.0m (0)	0.0m (0)	2:03.20	29.90s	29.00s
4	Dear Darling	2	3.7m	4.6m (0)	4.7m (0)	2:03.48	29.90s	28.94s
1	Sergeant Stringer	3	13.2m	13.7m (0)	16.4m (0)	2:04.20	30.08s	28.80s
2	Artful Dollar	4	18.1m	9.2m (0)	11.2m (0)	2:04.58	30.04s	29.56s
7	Teddy Zing	5	32.6m	18.0m (0)	24.3m (0)	2:05.68	30.34s	29.70s
6	Smokey Bow	6	42.2m	12.2m (1)	12.4m (1)	2:06.41	29.90s	31.30s
8	Last Flite	7	51.2m	4.1m (1)	4.5m (1)	2:07.10	29.92s	32.57s
9	Mondos Reason	8	83.3m	7.9m (1)	8.6m (1)	2:09.54	29.94s	34.71s
10	Sam The Man	9	143.2m	80.7m (0)	94.3m (0)	2:14.10	30.80s	33.00s
5	Ya Racin Bella	10	182.9m	17.6m (1)	17.1m (1)	2:17.12	29.84s	41.67s

Finish Position and metres gained

First Arrow shows distance gain/loss from 2nd Qtr to 3rd Qtr,
Second Arrow shows distance gain/loss from 3rd Qtr to Finish
Blue arrow indicates best gain in these quarters.



Powered by
PJ Harness Analyser

Sectional Analysis Software
Not just form | Free Trial

www.facebook.com/PJHarnessRacing



RISE Digital, Harness Racing Australia nor the provider accepts any responsibility for the completeness or accuracy of any of the information contained herein, and makes no representations about its suitability for any particular purpose. Users should make their own judgements about those matters and/or seek independent advice. You assume all risks associated with use of data provided on this page