

Wagga Riverina Race 1 Distance 1740m

Friday, 5 September 2025


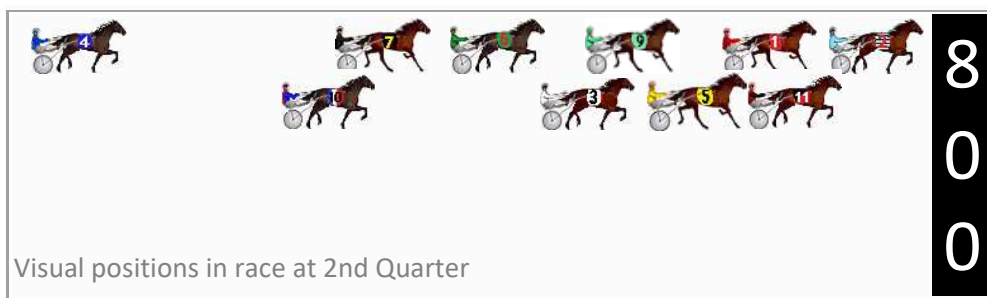
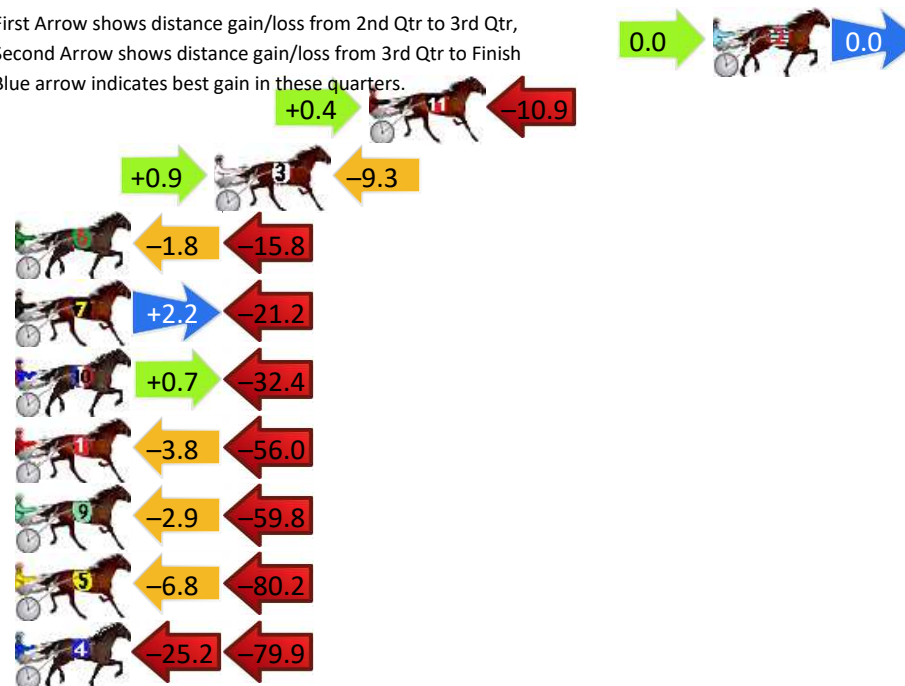
Gross Time: 2:02.50 MileRate: 1:53.30 LeadTime: 9.40s First Qtr: 28.90s Second Qtr: 28.40s Third Qtr: 28.00s Fourth Qtr: 27.80s

DATA TABLE: 800 / 400 Posi's are position from leader and (how wide the horse was at that position)

No	Horse	Plc	Mar	800 Posi	400 Posi	Time	3rd Qtr	4th Qt
2	Eye Wish	1	0.0m	0.0m (0)	0.0m (0)	2:02.50	28.00s	27.80s
11	Uptown Chance	2	13.8m	3.3m (1)	2.9m (1)	2:03.51	27.97s	28.61s
3	Yirradiva	3	20.0m	11.6m (1)	10.7m (2)	2:03.96	27.93s	28.52s
6	Ideal Lilly	4	32.8m	15.2m (0)	17.0m (2)	2:04.90	28.12s	29.02s
7	Atworthy Rocker	5	38.8m	19.8m (0)	17.6m (0)	2:05.34	27.84s	29.42s
10	Captain Pinnacle	6	53.7m	22.0m (1)	21.3m (1)	2:06.43	27.95s	30.25s
1	Big Frost	7	64.1m	4.3m (0)	8.1m (0)	2:07.19	28.26s	31.93s
9	Renea Rouge	8	72.5m	9.8m (0)	12.7m (0)	2:07.80	28.20s	32.22s
5	Anyoneforadrink	9	94.3m	7.3m (1)	14.1m (1)	2:09.39	28.47s	33.71s
4	Good Talk	10	237.6m	132.5m (0)	157.7m (0)	2:19.87	29.72s	34.23s

Finish Position and metres gained

First Arrow shows distance gain/loss from 2nd Qtr to 3rd Qtr,
Second Arrow shows distance gain/loss from 3rd Qtr to Finish
Blue arrow indicates best gain in these quarters.



Wagga Riverina Race 2 Distance 1740m

Friday, 5 September 2025


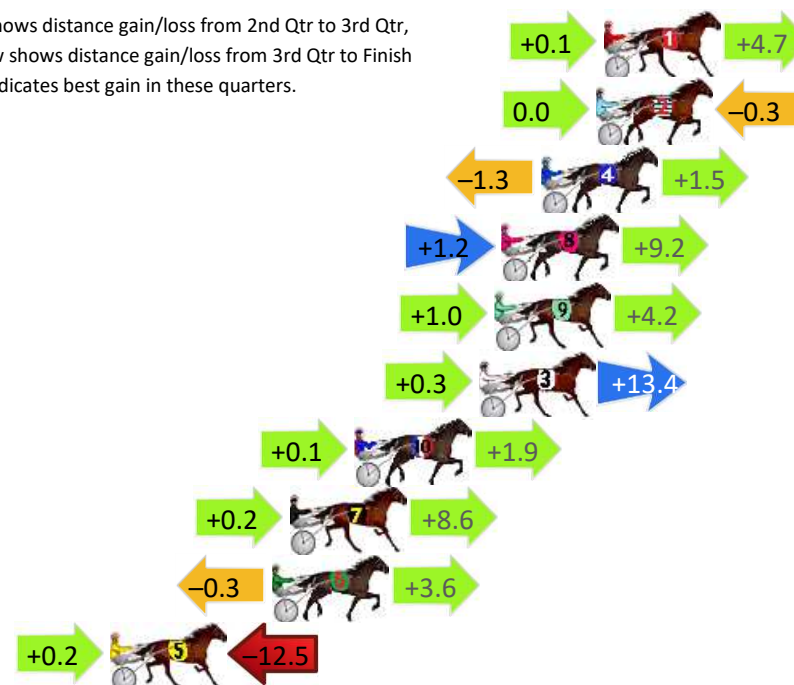
Gross Time: 2:05.80 MileRate: 1:56.30 LeadTime: 9.00s First Qtr: 28.90s Second Qtr: 30.90s Third Qtr: 28.40s Fourth Qtr: 28.60s

DATA TABLE: 800 / 400 Posi's are position from leader and (how wide the horse was at that position)

No	Horse	Plc	Mar	800 Posi	400 Posi	Time	3rd Qtr	4th Qt
1	The Talk	1	0.0m	4.8m (0)	4.7m (0)	2:05.80	28.39s	28.27s
2	Always Be Brendan	2	0.3m	0.0m (0)	0.0m (0)	2:05.82	28.40s	28.62s
4	Fiftyshadesofhay	3	2.5m	2.7m (1)	4.0m (1)	2:05.99	28.49s	28.51s
8	Betterthantheboyz	4	4.1m	14.5m (0)	13.3m (0)	2:06.11	28.32s	27.97s
9	Happy Too Ya	5	4.4m	9.6m (0)	8.6m (1)	2:06.13	28.33s	28.32s
3	Hes A Terror	6	5.0m	18.7m (0)	18.4m (0)	2:06.18	28.38s	27.68s
10	Thats The Attitude	7	10.0m	12.0m (1)	11.9m (2)	2:06.55	28.39s	28.51s
7	The Banker	8	12.6m	21.4m (1)	21.2m (2)	2:06.75	28.39s	28.05s
6	Goodtime Jazzi	9	13.3m	16.6m (1)	16.9m (2)	2:06.80	28.43s	28.40s
5	Dollar Brownie	10	19.8m	7.5m (1)	7.3m (2)	2:07.29	28.39s	29.57s


Finish Position and metres gained

First Arrow shows distance gain/loss from 2nd Qtr to 3rd Qtr,
Second Arrow shows distance gain/loss from 3rd Qtr to Finish
Blue arrow indicates best gain in these quarters.



800

Visual positions in race at 2nd Quarter



400

Visual positions in race at 3rd Quarter



Powered by



Harness Analyser

Sectional Analysis Software

Not just form | Free Trial

www.facebook.com/PJHarnessRacing



RISE Digital, Harness Racing Australia nor the provider accepts any responsibility for the completeness or accuracy of any of the information contained herein, and makes no representations about its suitability for any particular purpose. Users should make their own judgements about those matters and/or seek independent advice. You assume all risks associated with use of data provided on this page

Wagga Riverina Race 3 Distance 1740m

Friday, 5 September 2025


Gross Time: 2:04.60 MileRate: 1:55.30 LeadTime: 8.90s First Qtr: 28.80s Second Qtr: 29.90s Third Qtr: 29.10s Fourth Qtr: 27.90s

DATA TABLE: 800 / 400 Posi's are position from leader and (how wide the horse was at that position)

No	Horse	Plc	Mar	800 Posi	400 Posi	Time	3rd Qtr	4th Qt
7	Archie Moth	1	0.0m	0.0m (0)	0.0m (0)	2:04.60	29.10s	27.90s
5	Captain Deejay	2	0.3m	4.0m (0)	4.0m (0)	2:04.62	29.09s	27.64s
9	This Time	3	1.1m	16.6m (0)	18.9m (1)	2:04.68	29.24s	26.64s
4	Lewendon	4	6.0m	8.3m (0)	7.9m (0)	2:05.04	29.06s	27.78s
2	Yankee Babe	5	6.9m	8.7m (1)	6.1m (1)	2:05.11	28.90s	27.98s
6	Reason To Laugh	6	12.0m	17.5m (1)	15.3m (1)	2:05.48	28.91s	27.70s
1	Stars Abroad	7	17.9m	12.2m (0)	13.0m (0)	2:05.91	29.14s	28.29s
3	Fiano	8	22.5m	3.7m (1)	2.3m (1)	2:06.25	28.99s	29.39s
10	Bound For Trouble	9	202.3m	13.1m (1)	10.5m (1)	2:19.44	28.89s	42.00s

Finish Position and metres gained

First Arrow shows distance gain/loss from 2nd Qtr to 3rd Qtr,
Second Arrow shows distance gain/loss from 3rd Qtr to Finish
Blue arrow indicates best gain in these quarters.



Visual positions in race at 2nd Quarter



Visual positions in race at 3rd Quarter

Wagga Riverina Race 4 Distance 1740m

Friday, 5 September 2025


Gross Time: 2:04.30 MileRate: 1:55.00 LeadTime: 8.50s First Qtr: 28.00s Second Qtr: 29.70s Third Qtr: 29.10s Fourth Qtr: 29.00s

DATA TABLE: 800 / 400 Posi's are position from leader and (how wide the horse was at that position)

No	Horse	Plc	Mar	800 Posi	400 Posi	Time	3rd Qtr	4th Qt
6	Ottos Wealth	1	0.0m	15.6m (1)	13.6m (2)	2:04.30	28.95s	28.02s
2	Tuffasoldboots	2	5.8m	7.0m (1)	5.3m (1)	2:04.74	28.97s	29.06s
1	Significant Laz	3	6.1m	4.2m (0)	3.9m (0)	2:04.76	29.08s	29.18s
7	Kristysgirl	4	9.4m	20.6m (1)	18.3m (2)	2:05.02	28.93s	28.40s
10	Miki Loch	5	13.2m	11.5m (1)	10.0m (1)	2:05.30	28.99s	29.28s
9	Jilliby Ryder	6	13.2m	8.9m (0)	8.0m (0)	2:05.30	29.04s	29.42s
4	Spread The Fear	7	14.7m	13.3m (0)	12.5m (0)	2:05.42	29.04s	29.22s
5	Keayang Santiago	8	17.7m	2.9m (1)	0.8m (1)	2:05.65	28.95s	30.29s
8	Sharp Interest	9	40.2m	0.0m (0)	0.0m (0)	2:07.36	29.10s	32.06s
3	Im Princess Nellie	10	42.3m	16.8m (2)	24.1m (1)	2:07.52	29.62s	30.48s

Finish Position and metres gained

First Arrow shows distance gain/loss from 2nd Qtr to 3rd Qtr,
Second Arrow shows distance gain/loss from 3rd Qtr to Finish
Blue arrow indicates best gain in these quarters.



Visual positions in race at 2nd Quarter

800



Visual positions in race at 3rd Quarter

400



Powered by



Harness Analyser

Sectional Analysis Software

Not just form | Free Trial

www.facebook.com/PJHarnessRacing



RISE Digital, Harness Racing Australia nor the provider accepts any responsibility for the completeness or accuracy of any of the information contained herein, and makes no representations about its suitability for any particular purpose. Users should make their own judgements about those matters and/or seek independent advice. You assume all risks associated with use of data provided on this page

Wagga Riverina Race 5 Distance 1740m

Friday, 5 September 2025

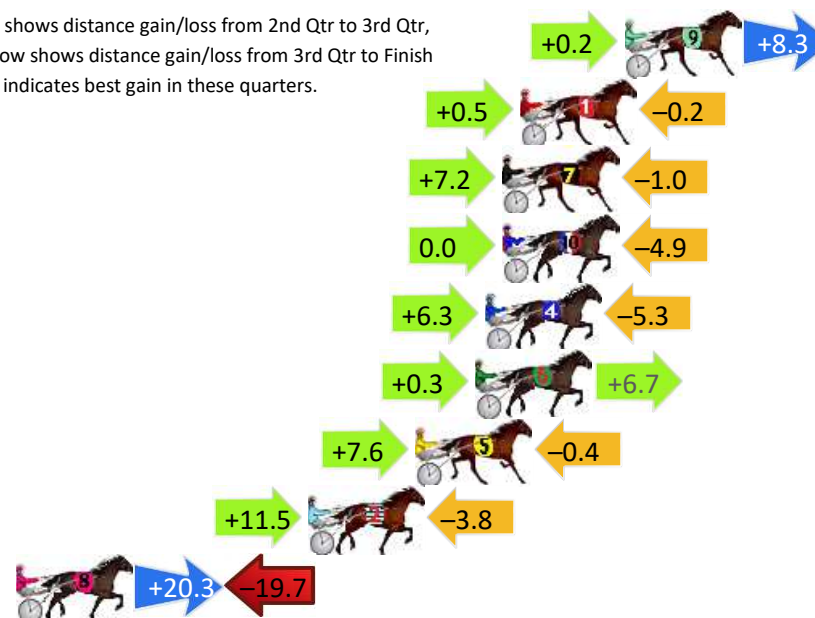
Gross Time: 2:04.60 MileRate: 1:55.30 LeadTime: 8.60s First Qtr: 29.40s Second Qtr: 28.50s Third Qtr: 29.40s Fourth Qtr: 28.70s

DATA TABLE: 800 / 400 Posi's are position from leader and (how wide the horse was at that position)

No	Horse	Plc	Mar	800 Posi	400 Posi	Time	3rd Qtr	4th Qt
9	Bolanalong	1	0.0m	8.5m (0)	8.3m (0)	2:04.60	29.40s	28.10s
1	Bracken Warrior	2	4.2m	4.5m (0)	4.0m (0)	2:04.92	29.37s	28.73s
7	Papenhuyzen	3	4.9m	11.1m (1)	3.9m (1)	2:04.97	28.89s	28.79s
10	Wongalea Yank	3	4.9m	0.0m (0)	0.0m (0)	2:04.97	29.40s	29.07s
4	Mop	5	5.6m	6.6m (1)	0.3m (1)	2:05.02	28.95s	29.10s
6	Im Harvey Specter	6	6.0m	13.0m (0)	12.7m (1)	2:05.05	29.40s	28.23s
5	Loyola Golf	7	8.4m	15.6m (1)	8.0m (1)	2:05.23	28.87s	28.75s
2	Our Rocky	8	12.7m	20.4m (1)	8.9m (2)	2:05.56	28.59s	29.02s
8	Syenite	9	24.4m	25.0m (1)	4.7m (2)	2:06.44	27.97s	30.20s

Finish Position and metres gained

First Arrow shows distance gain/loss from 2nd Qtr to 3rd Qtr,
Second Arrow shows distance gain/loss from 3rd Qtr to Finish
Blue arrow indicates best gain in these quarters.



800

Visual positions in race at 2nd Quarter



400

Visual positions in race at 3rd Quarter

Wagga Riverina Race 6 Distance 2270m

Friday, 5 September 2025


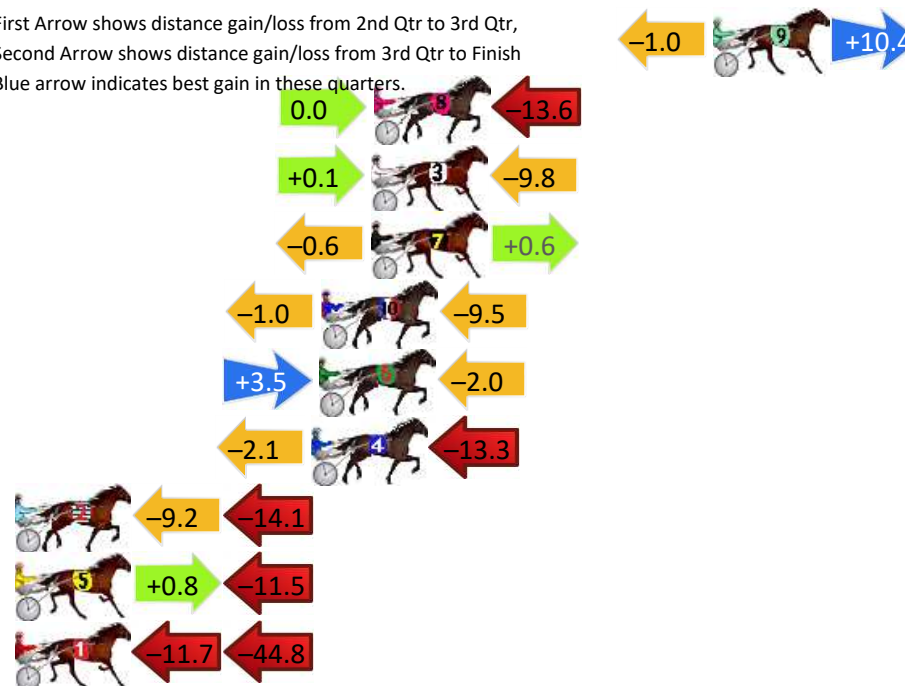
Gross Time: 2:43.00 MileRate: 1:55.60 LeadTime: 46.60s First Qtr: 29.90s Second Qtr: 29.20s Third Qtr: 28.50s Fourth Qtr: 28.80s

DATA TABLE: 800 / 400 Posi's are position from leader and (how wide the horse was at that position)

NoHorse	Plc	Mar	800 Posi	400 Posi	Time	3rd Qtr	4th Qt
9 Siren Sea	1	0.0m	9.4m (1)	10.4m (2)	2:43.00	28.57s	28.06s
8 Fear The Pain	2	13.6m	0.0m (0)	0.0m (0)	2:44.03	28.50s	29.83s
3 Kowhai Blaze	3	13.7m	4.0m (0)	3.9m (0)	2:44.04	28.50s	29.56s
7 Rock The Nation	4	13.7m	13.7m (1)	14.3m (1)	2:44.04	28.55s	28.82s
10 Uncle Jay	5	15.7m	5.2m (1)	6.2m (2)	2:44.19	28.57s	29.55s
6 Sanchez	6	15.8m	17.3m (1)	13.8m (3)	2:44.19	28.25s	29.01s
4 Braebeach	7	16.1m	0.7m (1)	2.8m (1)	2:44.22	28.65s	29.82s
2 Dove Lake	8	32.6m	9.3m (0)	18.5m (0)	2:45.46	29.16s	29.94s
5 Maginot Line	9	33.4m	22.7m (1)	21.9m (1)	2:45.52	28.45s	29.76s
1 Rosie Pollen	10	72.9m	16.4m (0)	28.1m (0)	2:48.51	29.34s	32.31s


Finish Position and metres gained

First Arrow shows distance gain/loss from 2nd Qtr to 3rd Qtr,
Second Arrow shows distance gain/loss from 3rd Qtr to Finish
Blue arrow indicates best gain in these quarters.



Visual positions in race at 2nd Quarter

800



Visual positions in race at 3rd Quarter

400



Powered by



Harness Analyser

Sectional Analysis Software

Not just form | Free Trial

www.facebook.com/PJHarnessRacing



RISE Digital, Harness Racing Australia nor the provider accepts any responsibility for the completeness or accuracy of any of the information contained herein, and makes no representations about its suitability for any particular purpose. Users should make their own judgements about those matters and/or seek independent advice. You assume all risks associated with use of data provided on this page

Wagga Riverina Race 7 Distance 1740m

Friday, 5 September 2025

Gross Time: 2:05.00 MileRate: 1:55.60 LeadTime: 8.60s First Qtr: 29.90s Second Qtr: 30.80s Third Qtr: 28.40s Fourth Qtr: 27.30s

DATA TABLE: 800 / 400 Posi's are position from leader and (how wide the horse was at that position)

No	Horse	Plc	Mar	800 Posi	400 Posi	Time	3rd Qtr	4th Qt
5	Play It Cool	1	0.0m	3.0m (1)	1.5m (1)	2:05.00	28.29s	27.20s
2	Ohoka Nico	2	1.4m	0.0m (0)	0.0m (0)	2:05.10	28.40s	27.40s
6	Messerati	3	1.6m	11.2m (1)	5.8m (1)	2:05.11	28.01s	27.01s
8	Yukon Be Serious	4	2.8m	15.7m (1)	10.4m (2)	2:05.20	28.01s	26.78s
4	Raging Sea	5	4.9m	7.2m (1)	4.3m (2)	2:05.35	28.19s	27.35s
1	Cinematic	6	5.7m	4.5m (0)	4.2m (0)	2:05.41	28.37s	27.42s
7	Bubby To Base	7	6.7m	15.6m (0)	11.3m (1)	2:05.48	28.08s	27.00s
3	Supersede	8	8.5m	8.8m (0)	8.1m (0)	2:05.61	28.34s	27.35s

Finish Position and metres gained

First Arrow shows distance gain/loss from 2nd Qtr to 3rd Qtr,
Second Arrow shows distance gain/loss from 3rd Qtr to Finish
Blue arrow indicates best gain in these quarters.



800

Visual positions in race at 2nd Quarter



400

Visual positions in race at 3rd Quarter



Powered by



Harness Analyser

Sectional Analysis Software

Not just form | Free Trial

www.facebook.com/PJHarnessRacing



RISE Digital, Harness Racing Australia nor the provider accepts any responsibility for the completeness or accuracy of any of the information contained herein, and makes no representations about its suitability for any particular purpose. Users should make their own judgements about those matters and/or seek independent advice. You assume all risks associated with use of data provided on this page

Wagga Riverina Race 8 Distance 1740m

Friday, 5 September 2025

Gross Time: 2:03.00 MileRate: 1:53.70 LeadTime: 8.60s First Qtr: 29.40s Second Qtr: 30.30s Third Qtr: 27.00s Fourth Qtr: 27.70s

DATA TABLE: 800 / 400 Posi's are position from leader and (how wide the horse was at that position)

No	Horse	Plc	Mar	800 Posi	400 Posi	Time	3rd Qtr	4th Qt
1	Captain Tom	1	0.0m	0.0m (0)	0.0m (0)	2:03.00	27.00s	27.70s
7	Jimmy James Maguire	2	0.4m	9.2m (0)	8.7m (0)	2:03.03	26.97s	27.14s
3	Carlo Gambino	3	0.6m	4.8m (0)	4.7m (0)	2:03.04	27.00s	27.42s
8	Diamond Eclipse	4	1.8m	2.2m (1)	2.4m (1)	2:03.13	27.01s	27.67s
2	Just Rollyourown	5	3.8m	6.4m (1)	6.5m (2)	2:03.28	27.01s	27.54s
6	Zenxena	6	4.7m	20.1m (1)	18.5m (2)	2:03.34	26.91s	26.78s
4	Guilty Party	7	6.0m	10.9m (1)	10.6m (2)	2:03.44	26.99s	27.42s
5	Itzbuddha	8	6.2m	15.9m (1)	14.7m (3)	2:03.45	26.93s	27.15s

Finish Position and metres gained

First Arrow shows distance gain/loss from 2nd Qtr to 3rd Qtr,
Second Arrow shows distance gain/loss from 3rd Qtr to Finish
Blue arrow indicates best gain in these quarters.

