

# Menangle Race 1 Distance 2300m

Saturday, 6 September 2025

Gross Time: 2:42.80 MileRate: 1:53.90 LeadTime: 47.20s First Qtr: 31.20s Second Qtr: 29.30s Third Qtr: 27.50s Fourth Qtr: 27.60s

DATA TABLE: 800 / 400 Posi's are position from leader and (how wide the horse was at that position)

No	Horse	Plc	Mar	800 Posi	400 Posi	Time	3rd Qtr	4th Qt
8	Royal Cruiser	1	0.0m	13.9m (1)	8.9m (2)	2:42.80	27.16s	26.99s
9	Vite Monet	2	1.0m	18.3m (1)	12.7m (2)	2:42.87	27.12s	26.80s
6	Our Goat	3	2.9m	0.0m (0)	0.0m (0)	2:43.01	27.50s	27.81s
3	Luvareschs	4	4.4m	12.9m (0)	12.0m (0)	2:43.12	27.44s	27.10s
12	Attachment	5	6.2m	4.7m (0)	4.1m (0)	2:43.25	27.46s	27.77s
2	Golly Gee Fellas	6	7.1m	8.8m (0)	8.2m (0)	2:43.32	27.46s	27.56s
10	Our Luciano	7	8.6m	22.7m (1)	16.8m (2)	2:43.42	27.10s	27.08s
11	Glitter Aint Gold	8	11.2m	27.0m (1)	20.9m (2)	2:43.61	27.08s	26.99s
7	Ravishing Sloy	9	11.7m	17.0m (0)	16.9m (1)	2:43.65	27.49s	27.30s
5	Charge Ahead	10	12.5m	9.8m (1)	4.3m (1)	2:43.71	27.13s	28.21s

## Finish Position and metres gained

First Arrow shows distance gain/loss from 2nd Qtr to 3rd Qtr,  
Second Arrow shows distance gain/loss from 3rd Qtr to Finish  
Blue arrow indicates best gain in these quarters.



Visual positions in race at 2nd Quarter

800



Visual positions in race at 3rd Quarter

400



Powered by



Harness Analyser

Sectional Analysis Software

Not just form | Free Trial

[www.facebook.com/PJHarnessRacing](http://www.facebook.com/PJHarnessRacing)



RISE Digital, Harness Racing Australia nor the provider accepts any responsibility for the completeness or accuracy of any of the information contained herein, and makes no representations about its suitability for any particular purpose. Users should make their own judgements about those matters and/or seek independent advice. You assume all risks associated with use of data provided on this page

# Menangle Race 2 Distance 1609m

Saturday, 6 September 2025


Gross Time: 1:51.80 MileRate: 1:51.80 LeadTime: 0.00s First Qtr: 27.00s Second Qtr: 28.40s Third Qtr: 27.70s Fourth Qtr: 28.70s

DATA TABLE: 800 / 400 Posi's are position from leader and (how wide the horse was at that position)

No	Horse	Plc	Mar	800 Posi	400 Posi	Time	3rd Qtr	4th Qt
9	One More Reason	1	0.0m	6.2m (1)	0.8m (1)	1:51.80	27.33s	28.65s
6	Wheres My Reason	2	1.2m	10.3m (1)	5.1m (1)	1:51.89	27.35s	28.44s
3	Applauding	3	5.4m	0.0m (0)	0.0m (0)	1:52.21	27.70s	29.11s
7	Cheval Julia	4	10.9m	18.9m (0)	16.8m (0)	1:52.62	27.58s	28.34s
1	Syds Joy	5	12.5m	9.3m (0)	9.6m (1)	1:52.74	27.73s	28.97s
8	Oshley	6	16.1m	19.0m (1)	14.7m (2)	1:53.01	27.42s	28.89s
5	Fake Friends	7	17.3m	3.8m (0)	4.6m (0)	1:53.10	27.76s	29.68s
12	Got My Eye On You	8	19.8m	14.6m (1)	10.4m (2)	1:53.29	27.42s	29.46s
10	Tiger Jewel	9	22.5m	23.2m (0)	21.1m (0)	1:53.50	27.58s	28.92s
2	Keno Rosie	10	24.5m	13.7m (0)	12.6m (0)	1:53.65	27.64s	29.67s


## Finish Position and metres gained

First Arrow shows distance gain/loss from 2nd Qtr to 3rd Qtr, Second Arrow shows distance gain/loss from 3rd Qtr to Finish  
Blue arrow indicates best gain in these quarters.



800

Visual positions in race at 2nd Quarter



400

Visual positions in race at 3rd Quarter

# Menangle Race 3 Distance 1609m

Saturday, 6 September 2025


Gross Time: 1:52.10 MileRate: 1:52.10 LeadTime: 0.00s First Qtr: 28.40s Second Qtr: 27.90s Third Qtr: 28.40s Fourth Qtr: 27.30s

DATA TABLE: 800 / 400 Posi's are position from leader and (how wide the horse was at that position)

No	Horse	Plc	Mar	800 Posi	400 Posi	Time	3rd Qtr	4th Qt
2	Smirkin Serene	1	0.0m	0.0m (0)	0.0m (0)	1:52.10	28.40s	27.30s
7	Violet Hanover	2	4.8m	4.6m (0)	3.8m (0)	1:52.44	28.34s	27.38s
1	A True Love	3	13.3m	8.9m (0)	7.8m (0)	1:53.06	28.32s	27.72s
11	Dolly Rocket	4	15.8m	5.9m (1)	6.3m (1)	1:53.24	28.43s	28.00s
9	Baby Your The One	5	16.2m	18.2m (0)	17.3m (0)	1:53.26	28.34s	27.26s
5	Mardibringsaparty	6	16.6m	14.4m (0)	13.3m (0)	1:53.29	28.32s	27.57s
10	The Swift One	7	23.5m	20.9m (1)	20.4m (1)	1:53.79	28.37s	27.57s
8	Dynamites Best	8	25.6m	16.0m (1)	15.8m (1)	1:53.94	28.39s	28.05s
6	Personified	9	29.4m	9.9m (1)	11.4m (2)	1:54.21	28.50s	28.62s
12	Shes A Warrawee	10	34.2m	1.6m (1)	1.9m (1)	1:54.56	28.43s	29.62s

## Finish Position and metres gained

First Arrow shows distance gain/loss from 2nd Qtr to 3rd Qtr,  
Second Arrow shows distance gain/loss from 3rd Qtr to Finish  
Blue arrow indicates best gain in these quarters.



800

Visual positions in race at 2nd Quarter



400

Visual positions in race at 3rd Quarter



Powered by



Harness Analyser

Sectional Analysis Software

Not just form | Free Trial

[www.facebook.com/PJHarnessRacing](http://www.facebook.com/PJHarnessRacing)



RISE Digital, Harness Racing Australia nor the provider accepts any responsibility for the completeness or accuracy of any of the information contained herein, and makes no representations about its suitability for any particular purpose. Users should make their own judgements about those matters and/or seek independent advice. You assume all risks associated with use of data provided on this page

# Menangle Race 4 Distance 1609m

Saturday, 6 September 2025

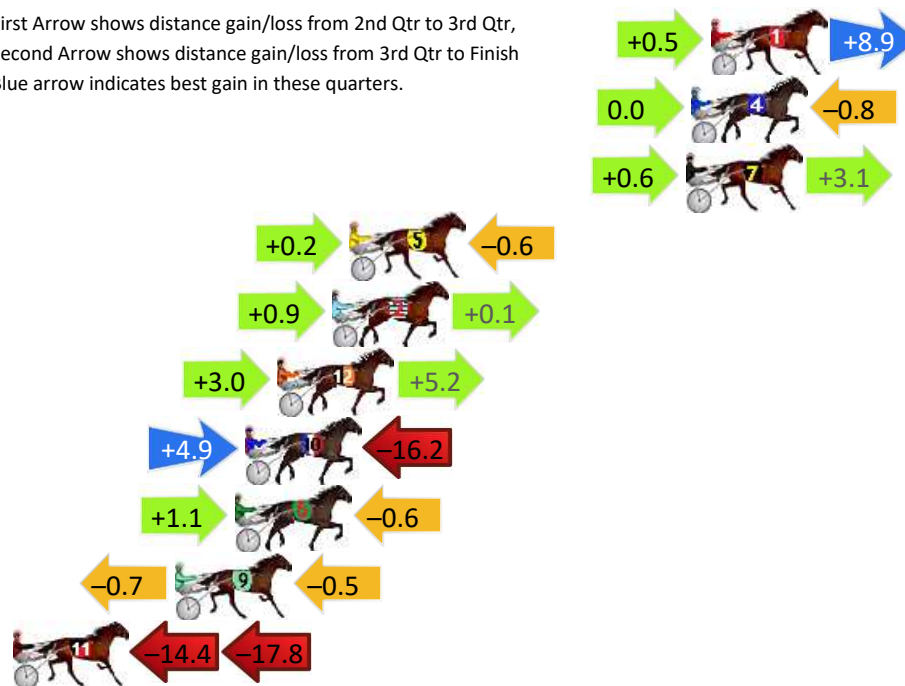
Gross Time: 1:53.20 MileRate: 1:53.20 LeadTime: 0.00s First Qtr: 27.70s Second Qtr: 29.90s Third Qtr: 27.50s Fourth Qtr: 28.10s

DATA TABLE: 800 / 400 Posi's are position from leader and (how wide the horse was at that position)

No	Horse	Plc	Mar	800 Posi	400 Posi	Time	3rd Qtr	4th Qt
1	Bogdanavic	1	0.0m	9.4m (0)	8.9m (1)	1:53.20	27.47s	27.49s
4	Lexy	2	0.8m	0.0m (0)	0.0m (0)	1:53.26	27.50s	28.16s
7	Lewie Kelly	3	1.0m	4.7m (0)	4.1m (0)	1:53.27	27.46s	27.89s
5	Fearful	4	14.5m	14.1m (0)	13.9m (0)	1:54.27	27.50s	28.21s
2	Aurora Mighty Rob	5	15.2m	16.2m (1)	15.3m (1)	1:54.32	27.45s	28.17s
12	Amerikin Runa	6	17.4m	25.6m (1)	22.6m (0)	1:54.49	27.31s	27.83s
10	Cowboy Culture	7	18.7m	7.4m (1)	2.5m (1)	1:54.58	27.17s	29.31s
6	Believe In Dreams	8	19.1m	19.6m (0)	18.5m (0)	1:54.61	27.44s	28.23s
9	Aftershock	9	21.5m	20.3m (1)	21.0m (1)	1:54.79	27.57s	28.23s
11	Cantplza Malteeza	10	43.7m	11.5m (1)	25.9m (2)	1:56.43	28.50s	29.54s

## Finish Position and metres gained

First Arrow shows distance gain/loss from 2nd Qtr to 3rd Qtr, Second Arrow shows distance gain/loss from 3rd Qtr to Finish Blue arrow indicates best gain in these quarters.



Visual positions in race at 2nd Quarter

800



Visual positions in race at 3rd Quarter

400



Powered by



Harness Analyser

Sectional Analysis Software

Not just form | Free Trial

[www.facebook.com/PJHarnessRacing](http://www.facebook.com/PJHarnessRacing)



RISE Digital, Harness Racing Australia nor the provider accepts any responsibility for the completeness or accuracy of any of the information contained herein, and makes no representations about its suitability for any particular purpose. Users should make their own judgements about those matters and/or seek independent advice. You assume all risks associated with use of data provided on this page



# Menangle Race 5 Distance 1609m

Saturday, 6 September 2025


Gross Time: 1:47.50 MileRate: 1:47.50 LeadTime: 0.00s First Qtr: 26.20s Second Qtr: 27.20s Third Qtr: 26.40s Fourth Qtr: 27.70s

DATA TABLE: 800 / 400 Posi's are position from leader and (how wide the horse was at that position)

No	Horse	Plc	Mar	800 Posi	400 Posi	Time	3rd Qtr	4th Qt
1	Cya Art	1	0.0m	7.9m (0)	8.9m (0)	1:47.50	26.48s	27.10s
3	Captains Knock	2	0.1m	4.0m (0)	4.8m (0)	1:47.51	26.46s	27.39s
11	Eye Keep Smiling	3	0.5m	15.4m (1)	18.3m (2)	1:47.54	26.62s	26.51s
8	Ubetcha Tigerpie	4	1.1m	17.4m (0)	17.5m (1)	1:47.58	26.43s	26.61s
9	Max Delight	5	1.2m	11.1m (1)	13.5m (2)	1:47.59	26.58s	26.88s
7	Swayzee	6	4.9m	2.0m (1)	6.8m (1)	1:47.86	26.73s	27.60s
6	Kingman	7	6.9m	0.0m (0)	0.0m (0)	1:48.00	26.40s	28.20s
4	The Janitor	8	12.6m	23.9m (1)	22.8m (1)	1:48.42	26.37s	27.08s
2	Oliver Dan	9	15.9m	11.9m (0)	12.8m (0)	1:48.66	26.48s	28.00s
5	Sure Thing Captain	10	18.5m	6.5m (1)	10.9m (1)	1:48.85	26.71s	28.31s

## Finish Position and metres gained

First Arrow shows distance gain/loss from 2nd Qtr to 3rd Qtr,  
Second Arrow shows distance gain/loss from 3rd Qtr to Finish  
Blue arrow indicates best gain in these quarters.



Visual positions in race at 2nd Quarter

800



Visual positions in race at 3rd Quarter

400

# Menangle Race 6 Distance 1609m

Saturday, 6 September 2025


Gross Time: 1:50.10 MileRate: 1:50.10 LeadTime: 0.00s First Qtr: 26.70s Second Qtr: 29.50s Third Qtr: 27.70s Fourth Qtr: 26.20s

DATA TABLE: 800 / 400 Posi's are position from leader and (how wide the horse was at that position)

NoHorse	Plc	Mar	800 Posi	400 Posi	Time	3rd Qtr	4th Qt
11 Ripp	1	0.0m	0.0m (0)	0.0m (0)	1:50.10	27.70s	26.20s
5 Horn Player	2	1.7m	4.4m (0)	4.8m (0)	1:50.22	27.72s	26.00s
10 Nyack	3	4.6m	8.5m (1)	3.2m (1)	1:50.42	27.33s	26.30s
2 Betterthancash	4	6.6m	8.7m (0)	9.2m (1)	1:50.56	27.71s	26.04s
3 Petes Said So	5	9.0m	16.9m (0)	16.7m (0)	1:50.72	27.66s	25.70s
1 Kanena Provlima	6	11.0m	12.8m (0)	12.5m (0)	1:50.86	27.66s	26.12s
12 Major Perry	7	11.0m	21.3m (1)	18.0m (3)	1:50.86	27.43s	25.76s
4 Loyalist	8	12.6m	12.6m (1)	9.4m (2)	1:50.97	27.46s	26.44s
6 Montalbano	9	15.9m	17.0m (1)	13.0m (2)	1:51.20	27.40s	26.43s
8 Skylord	10	17.0m	20.9m (0)	19.3m (1)	1:51.28	27.55s	26.08s

## Finish Position and metres gained

First Arrow shows distance gain/loss from 2nd Qtr to 3rd Qtr,  
Second Arrow shows distance gain/loss from 3rd Qtr to Finish  
Blue arrow indicates best gain in these quarters.



800

Visual positions in race at 2nd Quarter



400

Visual positions in race at 3rd Quarter



Powered by



Harness Analyser

Sectional Analysis Software

Not just form | Free Trial

[www.facebook.com/PJHarnessRacing](http://www.facebook.com/PJHarnessRacing)



RISE Digital, Harness Racing Australia nor the provider accepts any responsibility for the completeness or accuracy of any of the information contained herein, and makes no representations about its suitability for any particular purpose. Users should make their own judgements about those matters and/or seek independent advice. You assume all risks associated with use of data provided on this page

# Menangle Race 7 Distance 2300m

Saturday, 6 September 2025

Gross Time: 2:41.00

MileRate: 1:52.60

LeadTime: 49.00s

First Qtr: 30.10s

Second Qtr: 28.40s

Third Qtr: 26.60s


Fourth Qtr: 26.90s

DATA TABLE: 800 / 400 Posi's are position from leader and (how wide the horse was at that position)

No	Horse	Plc	Mar	800 Posi	400 Posi	Time	3rd Qtr	4th Qt
11	Bay Of Biscay	1	0.0m	0.0m (0)	0.0m (0)	2:41.00	26.60s	26.90s
5	Fox Dan	2	1.5m	9.5m (1)	10.7m (2)	2:41.11	26.68s	26.30s
2	Hesitate	3	2.5m	5.3m (1)	7.0m (2)	2:41.18	26.72s	26.61s
6	Go Miki	4	4.2m	14.3m (1)	14.9m (2)	2:41.30	26.64s	26.21s
14	Miki To Success	5	4.7m	1.3m (1)	2.6m (1)	2:41.33	26.69s	27.06s
1	Seathestars	6	5.5m	4.5m (0)	4.5m (0)	2:41.39	26.60s	26.99s
4	Path To Greatness	7	7.1m	13.3m (0)	13.2m (0)	2:41.50	26.60s	26.52s
9	Call To Order	8	8.4m	17.6m (0)	16.9m (0)	2:41.60	26.56s	26.38s
3	Fate Awaits	9	9.2m	9.1m (0)	9.0m (0)	2:41.65	26.60s	26.95s
8	Fighter Command	10	25.3m	19.2m (1)	21.9m (1)	2:42.79	26.79s	27.24s

## Finish Position and metres gained

First Arrow shows distance gain/loss from 2nd Qtr to 3rd Qtr,  
Second Arrow shows distance gain/loss from 3rd Qtr to Finish  
Blue arrow indicates best gain in these quarters.



800

Visual positions in race at 2nd Quarter



400

Visual positions in race at 3rd Quarter



Powered by



Harness Analyser

Sectional Analysis Software

Not just form | Free Trial

[www.facebook.com/PJHarnessRacing](http://www.facebook.com/PJHarnessRacing)



RISE Digital, Harness Racing Australia nor the provider accepts any responsibility for the completeness or accuracy of any of the information contained herein, and makes no representations about its suitability for any particular purpose. Users should make their own judgements about those matters and/or seek independent advice. You assume all risks associated with use of data provided on this page

# Menangle Race 8 Distance 1609m

Saturday, 6 September 2025

Gross Time: 1:50.60 MileRate: 1:50.60 LeadTime: 0.00s First Qtr: 26.90s Second Qtr: 28.90s Third Qtr: 27.90s Fourth Qtr: 26.90s

DATA TABLE: 800 / 400 Posi's are position from leader and (how wide the horse was at that position)

No	Horse	Plc	Mar	800 Posi	400 Posi	Time	3rd Qtr	4th Qt
5	Jungle Dragon	1	0.0m	0.0m (0)	0.0m (0)	1:50.60	27.90s	26.90s
3	Oakie Smokeshow	2	5.3m	9.5m (0)	10.0m (0)	1:50.98	27.92s	26.60s
2	Evelyns Dragon	3	5.3m	5.2m (0)	5.9m (0)	1:50.98	27.94s	26.88s
11	Mac Bon	4	12.7m	1.7m (2)	4.3m (1)	1:51.50	28.08s	27.51s
6	Half Holiday	5	19.6m	15.4m (1)	19.0m (1)	1:51.99	28.13s	27.00s
4	Lit The Wick	6	21.5m	13.9m (0)	13.8m (0)	1:52.12	27.88s	27.48s
8	Walter Warlock	7	25.0m	11.4m (1)	18.3m (2)	1:52.37	28.36s	27.42s
9	Withdistinction	8	25.1m	7.3m (1)	13.6m (2)	1:52.38	28.32s	27.75s
10	Soho Darknstormy	9	34.5m	3.6m (1)	9.3m (1)	1:53.05	28.29s	28.71s
7	Renrow Boy	10	41.5m	21.2m (1)	25.6m (0)	1:53.54	28.17s	28.10s

## Finish Position and metres gained

First Arrow shows distance gain/loss from 2nd Qtr to 3rd Qtr,  
Second Arrow shows distance gain/loss from 3rd Qtr to Finish  
Blue arrow indicates best gain in these quarters.

