

Menangle Race 1 Distance 1609m

Monday, 8 September 2025

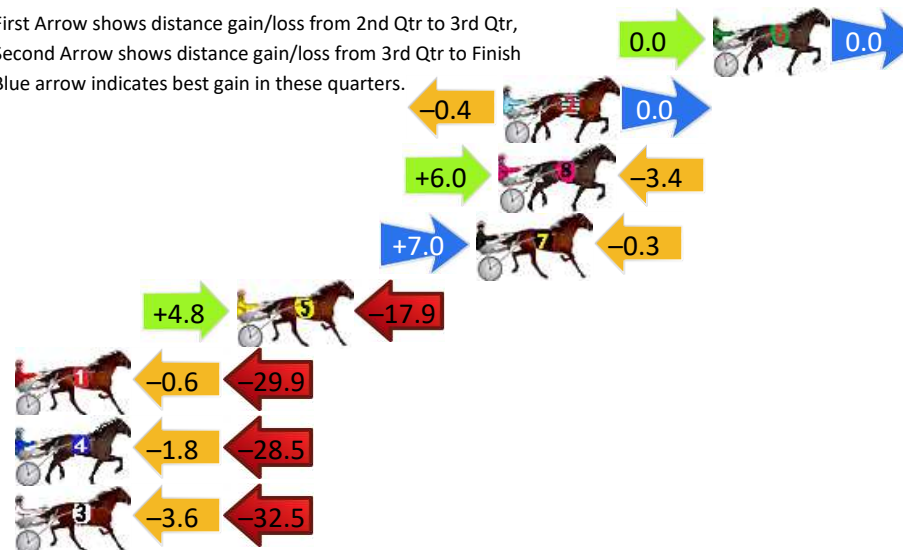
Gross Time: 1:52.80 MileRate: 1:52.80 LeadTime: 0.00s First Qtr: 27.70s Second Qtr: 29.30s Third Qtr: 28.30s Fourth Qtr: 27.50s

DATA TABLE: 800 / 400 Posi's are position from leader and (how wide the horse was at that position)

No	Horse	Plc	Mar	800 Posi	400 Posi	Time	3rd Qtr	4th Qt
6	Soho Park Avenue	1	0.0m	0.0m (0)	0.0m (0)	1:52.80	28.30s	27.50s
2	Classic Chip	2	8.4m	8.0m (0)	8.4m (0)	1:53.41	28.33s	27.50s
8	Soho Washington	3	8.6m	11.2m (1)	5.2m (1)	1:53.42	27.89s	27.73s
7	Eye Can Ear Amour	4	9.5m	16.2m (1)	9.2m (1)	1:53.49	27.81s	27.52s
5	Favoured Grace	5	19.1m	6.0m (1)	1.2m (1)	1:54.18	27.98s	28.72s
1	Devious Minds	6	34.3m	3.8m (0)	4.4m (0)	1:55.28	28.37s	29.54s
4	Crunch It	7	49.1m	18.8m (0)	20.6m (1)	1:56.35	28.45s	29.45s
3	Stannum	8	49.7m	13.6m (0)	17.2m (0)	1:56.40	28.58s	29.72s

Finish Position and metres gained

First Arrow shows distance gain/loss from 2nd Qtr to 3rd Qtr,
Second Arrow shows distance gain/loss from 3rd Qtr to Finish
Blue arrow indicates best gain in these quarters.



800

Visual positions in race at 2nd Quarter



400

Visual positions in race at 3rd Quarter



Powered by



Harness Analyser

Sectional Analysis Software

Not just form | Free Trial

www.facebook.com/PJHarnessRacing



RISE Digital, Harness Racing Australia nor the provider accepts any responsibility for the completeness or accuracy of any of the information contained herein, and makes no representations about its suitability for any particular purpose. Users should make their own judgements about those matters and/or seek independent advice. You assume all risks associated with use of data provided on this page

Menangle Race 2 Distance 2300m

Monday, 8 September 2025




Gross Time: 2:47.80 MileRate: 1:57.40 LeadTime: 49.00s First Qtr: 30.80s Second Qtr: 29.80s Third Qtr: 28.90s Fourth Qtr: 29.30s

DATA TABLE: 800 / 400 Posi's are position from leader and (how wide the horse was at that position)

No	Horse	Plc	Mar	800 Posi	400 Posi	Time	3rd Qtr	4th Qt
10	Familiar Tricks	1	0.0m	0.0m (0)	0.0m (0)	2:47.80	28.90s	29.30s
3	Last Clansman	2	9.1m	13.2m (0)	9.4m (1)	2:48.50	28.63s	29.28s
8	Affaire De Cover	3	18.3m	32.4m (0)	19.2m (1)	2:49.21	27.95s	29.23s
7	Should Beabarca	4	35.6m	36.8m (0)	24.0m (1)	2:50.54	27.97s	30.14s
5	Moonwalka	5	42.4m	23.0m (0)	23.4m (0)	2:51.06	28.92s	30.68s
6	Cochy Malc	6	42.7m	27.8m (0)	27.4m (0)	2:51.08	28.86s	30.41s
4	Chief Runningcloud	7	43.0m	18.4m (0)	18.4m (0)	2:51.10	28.89s	31.09s
9	Kyvalley Michael	8	52.4m	4.0m (0)	5.2m (0)	2:51.83	28.96s	32.74s
2	Donnie Gal	9	84.7m	8.8m (0)	14.2m (0)	2:54.31	29.26s	34.44s
1	In Redwhiteandblue	10	186.4m	110.0m (0)	145.0m (0)	3:02.12	31.41s	32.32s

Finish Position and metres gained

First Arrow shows distance gain/loss from 2nd Qtr to 3rd Qtr,
Second Arrow shows distance gain/loss from 3rd Qtr to Finish
Blue arrow indicates best gain in these quarters.



Menangle Race 3 Distance 2300m

Monday, 8 September 2025


Gross Time: 2:49.40 MileRate: 1:58.60 LeadTime: 49.20s First Qtr: 32.40s Second Qtr: 29.40s Third Qtr: 29.00s Fourth Qtr: 29.40s

DATA TABLE: 800 / 400 Posi's are position from leader and (how wide the horse was at that position)

No	Horse	Plc	Mar	800 Posi	400 Posi	Time	3rd Qtr	4th Qt
3	Fonda Rhonda	1	0.0m	8.0m (1)	1.8m (1)	2:49.40	28.55s	29.27s
9	Jungle Eyes	2	0.3m	0.0m (0)	0.0m (0)	2:49.42	29.00s	29.42s
11	Addictive Stride	3	3.7m	16.2m (1)	15.2m (3)	2:49.69	28.93s	28.56s
5	Valley Star	4	5.7m	12.4m (0)	12.6m (0)	2:49.84	29.02s	28.90s
8	Itzfergietime	5	9.1m	8.2m (0)	7.8m (1)	2:50.10	28.97s	29.50s
4	Call Me Jack	6	12.3m	12.0m (1)	11.6m (2)	2:50.35	28.97s	29.45s
6	Prohibited Love	7	26.7m	4.2m (0)	4.6m (0)	2:51.46	29.02s	31.02s
7	Aldebaran Jensen	8	40.9m	21.6m (1)	22.8m (1)	2:52.55	29.08s	30.72s
1	Nothing I Want	9	45.7m	16.4m (0)	19.4m (0)	2:52.92	29.20s	31.32s
2	Itz Trixton Time	10	61.4m	3.6m (1)	16.6m (1)	2:54.13	29.92s	32.67s


Finish Position and metres gained

First Arrow shows distance gain/loss from 2nd Qtr to 3rd Qtr, Second Arrow shows distance gain/loss from 3rd Qtr to Finish
Blue arrow indicates best gain in these quarters.



800

Visual positions in race at 2nd Quarter



400

Visual positions in race at 3rd Quarter



Powered by



Harness Analyser

Sectional Analysis Software

Not just form | Free Trial

www.facebook.com/PJHarnessRacing



RISE Digital, Harness Racing Australia nor the provider accepts any responsibility for the completeness or accuracy of any of the information contained herein, and makes no representations about its suitability for any particular purpose. Users should make their own judgements about those matters and/or seek independent advice. You assume all risks associated with use of data provided on this page

Menangle Race 4 Distance 1609m

Monday, 8 September 2025


Gross Time: 1:53.40 MileRate: 1:53.40 LeadTime: 0.00s First Qtr: 28.40s Second Qtr: 28.70s Third Qtr: 28.10s Fourth Qtr: 28.20s

DATA TABLE: 800 / 400 Posi's are position from leader and (how wide the horse was at that position)

NoHorse	Plc	Mar	800 Posi	400 Posi	Time	3rd Qtr	4th Qt
1 Myth You Already	1	0.0m	0.0m (0)	0.0m (0)	1:53.40	28.10s	28.20s
3 Michael Caine	2	1.8m	5.6m (1)	6.0m (2)	1:53.53	28.13s	27.91s
6 Will I Am	3	2.8m	8.6m (0)	8.4m (0)	1:53.61	28.09s	27.81s
2 Fulloffight	4	3.0m	4.4m (0)	4.4m (0)	1:53.62	28.10s	28.10s
4 You Stick With Me	5	3.8m	1.4m (1)	2.6m (1)	1:53.68	28.18s	28.28s
10 Parallel	6	12.6m	21.6m (1)	20.4m (2)	1:54.33	28.02s	27.65s
5 Adelaide Bee Cee	7	13.4m	15.4m (0)	12.2m (1)	1:54.39	27.88s	28.28s
8 My Great Eight	8	15.8m	17.6m (1)	15.6m (2)	1:54.57	27.96s	28.21s
9 Playful Miss	9	19.7m	20.0m (0)	16.6m (1)	1:54.86	27.86s	28.42s
7 Cynical	10	23.1m	11.2m (1)	10.4m (2)	1:55.11	28.04s	29.09s

Finish Position and metres gained

First Arrow shows distance gain/loss from 2nd Qtr to 3rd Qtr, Second Arrow shows distance gain/loss from 3rd Qtr to Finish
Blue arrow indicates best gain in these quarters.



800

Visual positions in race at 2nd Quarter



400

Visual positions in race at 3rd Quarter



Powered by



Harness Analyser

Sectional Analysis Software

Not just form | Free Trial

www.facebook.com/PJHarnessRacing



RISE Digital, Harness Racing Australia nor the provider accepts any responsibility for the completeness or accuracy of any of the information contained herein, and makes no representations about its suitability for any particular purpose. Users should make their own judgements about those matters and/or seek independent advice. You assume all risks associated with use of data provided on this page

Menangle Race 5 Distance 1609m

Monday, 8 September 2025


Gross Time: 1:53.50 MileRate: 1:53.50 LeadTime: 0.00s First Qtr: 28.60s Second Qtr: 29.20s Third Qtr: 28.20s Fourth Qtr: 27.50s

DATA TABLE: 800 / 400 Posi's are position from leader and (how wide the horse was at that position)

NoHorse	Plc	Mar	800 Posi	400 Posi	Time	3rd Qtr	4th Qt
4 Mister Jones	1	0.0m	0.0m (0)	0.0m (0)	1:53.50	28.20s	27.50s
1 Ileana	2	9.7m	4.2m (0)	6.6m (0)	1:54.20	28.37s	27.71s
7 Explosive Bronski	3	10.8m	11.0m (1)	19.0m (2)	1:54.28	28.75s	26.94s
5 Longtan Viper	4	10.9m	7.2m (1)	15.0m (2)	1:54.29	28.74s	27.22s
10 Always A Sam	5	11.1m	18.8m (0)	19.6m (0)	1:54.30	28.25s	26.92s
2 Caribbean Runa	6	13.6m	8.8m (0)	11.2m (0)	1:54.48	28.37s	27.66s
3 Sapphiresndiamonds	7	18.0m	12.8m (0)	15.4m (0)	1:54.80	28.38s	27.68s
8 A Vapar Storm	8	18.7m	15.2m (1)	23.2m (2)	1:54.85	28.75s	27.19s
6 Agiftfromtheangels	9	19.5m	3.2m (1)	11.2m (1)	1:54.91	28.76s	28.07s
9 Dougs Tribe	10	22.7m	19.6m (1)	26.0m (0)	1:55.14	28.64s	27.27s

Finish Position and metres gained

First Arrow shows distance gain/loss from 2nd Qtr to 3rd Qtr,
Second Arrow shows distance gain/loss from 3rd Qtr to Finish
Blue arrow indicates best gain in these quarters



800

Visual positions in race at 2nd Quarter



400

Visual positions in race at 3rd Quarter

Menangle Race 6 Distance 1609m

Monday, 8 September 2025




Gross Time: 1:48.90 MileRate: 1:48.90 LeadTime: 0.00s First Qtr: 26.10s Second Qtr: 27.90s Third Qtr: 27.00s Fourth Qtr: 27.90s

DATA TABLE: 800 / 400 Posi's are position from leader and (how wide the horse was at that position)

No	Horse	Plc	Mar	800 Posi	400 Posi	Time	3rd Qtr	4th Qt
10	Sao Paulo Simba	1	0.0m	2.6m (1)	0.4m (1)	1:48.90	26.85s	27.87s
4	Lieutenant Arden	2	21.3m	0.0m (0)	0.0m (0)	1:50.46	26.98s	29.38s
3	Onyx Shard	3	27.8m	4.0m (0)	5.4m (0)	1:50.94	27.07s	29.45s
6	Captain Bart	4	28.1m	17.6m (1)	23.4m (2)	1:50.96	27.39s	28.23s
5	Marathon Man	5	37.4m	12.4m (1)	19.6m (1)	1:51.64	27.47s	29.13s
1	Weona Sir Vivor	6	43.1m	12.0m (0)	20.6m (0)	1:52.06	27.56s	29.46s
9	Larrikin Lenny	7	43.9m	22.8m (1)	29.4m (1)	1:52.12	27.43s	28.91s
7	Snow Hunter	8	48.1m	8.4m (1)	16.2m (0)	1:52.43	27.50s	30.11s
2	Salero	9	58.6m	17.2m (0)	30.2m (0)	1:53.20	27.86s	29.87s
8	My Ultimate Lucius	10	153.4m	90.0m (0)	125.0m (0)	2:00.15	29.36s	29.87s

Finish Position and metres gained

First Arrow shows distance gain/loss from 2nd Qtr to 3rd Qtr,
Second Arrow shows distance gain/loss from 3rd Qtr to Finish
Blue arrow indicates best gain in these quarters.



Menangle Race 7 Distance 1609m

Monday, 8 September 2025

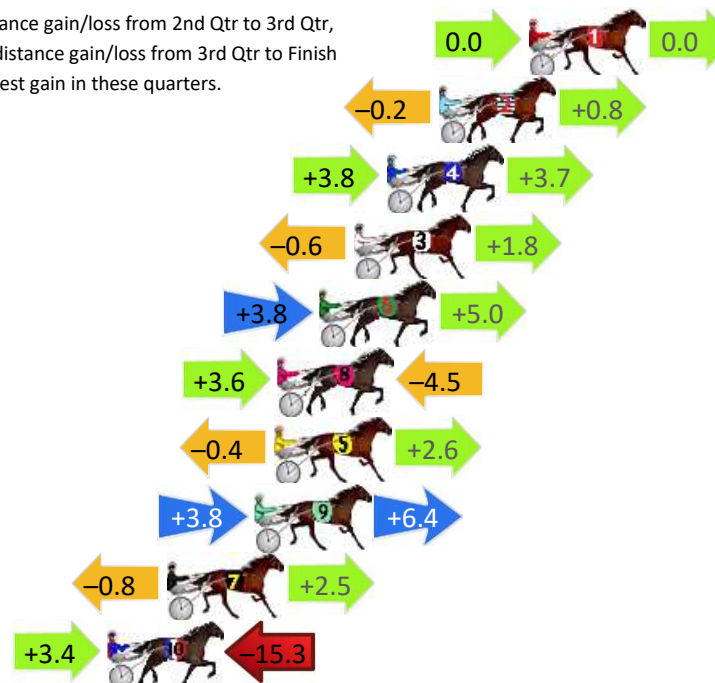
Gross Time: 1:52.90 MileRate: 1:52.90 LeadTime: 0.00s First Qtr: 28.60s Second Qtr: 29.90s Third Qtr: 28.00s Fourth Qtr: 26.40s

DATA TABLE: 800 / 400 Posi's are position from leader and (how wide the horse was at that position)

No	Horse	Plc	Mar	800 Posi	400 Posi	Time	3rd Qtr	4th Qt
1	Double Lou	1	0.0m	0.0m (0)	0.0m (0)	1:52.90	28.00s	26.40s
2	Soho The Real Deal	2	3.6m	4.2m (0)	4.4m (0)	1:53.15	28.01s	26.35s
4	Set Up	3	5.7m	13.2m (1)	9.4m (2)	1:53.30	27.74s	26.16s
3	Our Saydie Kay	4	7.0m	8.2m (0)	8.8m (0)	1:53.39	28.04s	26.28s
6	Spirit Of Anarchy	5	8.4m	17.2m (1)	13.4m (2)	1:53.48	27.73s	26.07s
8	Gipsy Princess	6	10.1m	9.2m (1)	5.6m (1)	1:53.60	27.77s	26.70s
5	Baltusrol	7	10.2m	12.4m (0)	12.8m (0)	1:53.61	28.02s	26.23s
9	Sahara Sirocco	8	11.0m	21.2m (1)	17.4m (2)	1:53.67	27.73s	25.98s
7	Outside Fighter	9	14.5m	16.2m (0)	17.0m (0)	1:53.91	28.05s	26.24s
10	Dangerous Threats	10	16.9m	5.0m (1)	1.6m (1)	1:54.08	27.80s	27.40s

Finish Position and metres gained

First Arrow shows distance gain/loss from 2nd Qtr to 3rd Qtr,
Second Arrow shows distance gain/loss from 3rd Qtr to Finish
Blue arrow indicates best gain in these quarters.



800

Visual positions in race at 2nd Quarter



400

Visual positions in race at 3rd Quarter

Menangle Race 8 Distance 1609m

Monday, 8 September 2025


Gross Time: 1:51.10 MileRate: 1:51.10 LeadTime: 0.00s First Qtr: 26.50s Second Qtr: 29.40s Third Qtr: 28.00s Fourth Qtr: 27.20s

DATA TABLE: 800 / 400 Posi's are position from leader and (how wide the horse was at that position)


No	Horse	Plc	Mar	800 Posi	400 Posi	Time	3rd Qtr	4th Qt
10	Rock N Roll Doo	1	0.0m	2.6m (1)	0.0m (1)	1:51.10	27.82s	27.20s
6	Caulonia Courage	2	1.9m	10.6m (1)	8.0m (1)	1:51.24	27.82s	26.79s
7	Roclea Image	3	5.7m	14.4m (1)	12.0m (1)	1:51.51	27.83s	26.77s
3	Vinke B	4	8.9m	8.2m (0)	8.8m (0)	1:51.74	28.04s	27.21s
8	Terry	5	11.0m	19.2m (1)	16.2m (1)	1:51.89	27.79s	26.85s
9	Dom Toretto	6	12.7m	6.6m (1)	4.0m (1)	1:52.01	27.83s	27.79s
4	Ooga Chaka	7	12.9m	4.0m (0)	4.8m (0)	1:52.02	28.06s	27.75s
2	Stormtide	8	23.5m	16.6m (0)	17.0m (0)	1:52.78	28.03s	27.64s
1	Captain Blood	9	26.8m	12.6m (0)	12.8m (0)	1:53.02	28.03s	28.15s
5	Dougs Platter	10	29.0m	0.0m (0)	0.8m (0)	1:53.18	28.08s	29.11s

Finish Position and metres gained

First Arrow shows distance gain/loss from 2nd Qtr to 3rd Qtr,
Second Arrow shows distance gain/loss from 3rd Qtr to Finish
Blue arrow indicates best gain in these quarters.



Visual positions in race at 2nd Quarter



Visual positions in race at 3rd Quarter