

# Leeton Race 1 Distance 1758m

Tuesday, 9 September 2025


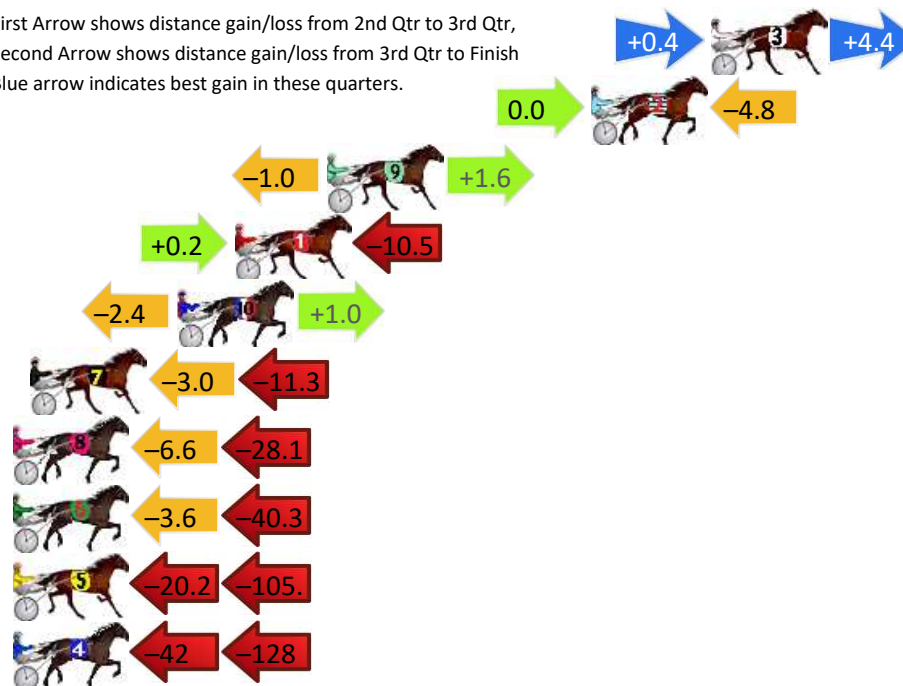
Gross Time: 2:08.20 MileRate: 1:57.40 LeadTime: 9.60s First Qtr: 29.70s Second Qtr: 29.70s Third Qtr: 30.70s Fourth Qtr: 28.50s

DATA TABLE: 800 / 400 Posi's are position from leader and (how wide the horse was at that position)

No	Horse	Plc	Mar	800 Posi	400 Posi	Time	3rd Qtr	4th Qt
3	Little Cool	1	0.0m	4.8m (0)	4.4m (0)	2:08.20	30.66s	28.19s
2	Somebodys Girl	2	4.8m	0.0m (0)	0.0m (0)	2:08.56	30.71s	28.84s
9	Arklow	3	15.4m	16.0m (1)	17.0m (0)	2:09.35	30.77s	28.39s
1	Ernielovenboy	4	19.1m	8.8m (0)	8.6m (0)	2:09.63	30.71s	29.24s
10	Bidgee Babe	5	21.4m	20.0m (1)	22.4m (1)	2:09.80	30.87s	28.43s
7	Hez On The Buzzer	6	27.3m	13.0m (0)	16.0m (1)	2:10.24	30.95s	29.30s
8	Napoli Nights	7	46.7m	12.0m (1)	18.6m (2)	2:11.70	31.26s	30.49s
6	Glamors Symbol	8	51.9m	8.0m (1)	11.6m (1)	2:12.08	31.08s	31.36s
5	Ourmate Geejay	9	150.4m	24.8m (0)	45.0m (0)	2:19.46	32.47s	35.97s
4	Noosa Boy	10	172.8m	3.6m (1)	45.0m (1)	2:21.13	34.10s	37.55s

## Finish Position and metres gained

First Arrow shows distance gain/loss from 2nd Qtr to 3rd Qtr,  
Second Arrow shows distance gain/loss from 3rd Qtr to Finish  
Blue arrow indicates best gain in these quarters.



800

Visual positions in race at 2nd Quarter



400

Visual positions in race at 3rd Quarter



Powered by



Harness Analyser

Sectional Analysis Software

Not just form | Free Trial

[www.facebook.com/PJHarnessRacing](http://www.facebook.com/PJHarnessRacing)



RISE Digital, Harness Racing Australia nor the provider accepts any responsibility for the completeness or accuracy of any of the information contained herein, and makes no representations about its suitability for any particular purpose. Users should make their own judgements about those matters and/or seek independent advice. You assume all risks associated with use of data provided on this page

# Leeton Race 2 Distance 2147m

Tuesday, 9 September 2025

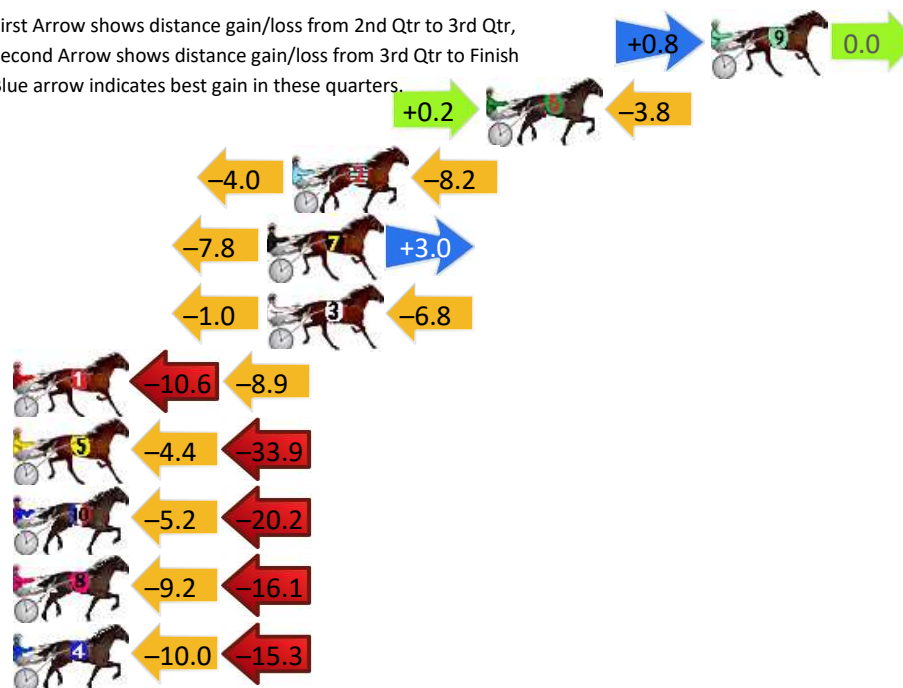
Gross Time: 2:39.10 MileRate: 1:59.20 LeadTime: 39.30s First Qtr: 31.80s Second Qtr: 29.60s Third Qtr: 29.00s Fourth Qtr: 29.40s

DATA TABLE: 800 / 400 Posi's are position from leader and (how wide the horse was at that position)


NoHorse	Plc	Mar	800 Posi	400 Posi	Time	3rd Qtr	4th Qt
9 Slipalong Saint	1	0.0m	0.8m (1)	0.0m (0)	2:39.10	28.94s	29.40s
6 Ole Chester	2	9.0m	5.4m (1)	5.2m (1)	2:39.79	28.98s	29.68s
2 Carmen On Bling	3	16.8m	4.6m (0)	8.6m (0)	2:40.40	29.29s	30.00s
7 Modern Sheen	4	17.8m	13.0m (0)	20.8m (1)	2:40.47	29.57s	29.18s
3 Eyedidntloseit	5	17.8m	10.0m (1)	11.0m (1)	2:40.47	29.07s	29.90s
1 Keayang Alex	6	28.7m	9.2m (0)	19.8m (0)	2:41.31	29.77s	30.05s
5 Nixsun	7	38.3m	0.0m (0)	4.4m (0)	2:42.05	29.30s	31.88s
10 Sassiness	8	40.0m	14.6m (2)	19.8m (2)	2:42.18	29.37s	30.88s
8 Return Serve	9	40.7m	15.4m (1)	24.6m (2)	2:42.24	29.66s	30.58s
4 Hesharley	10	42.3m	17.0m (0)	27.0m (0)	2:42.36	29.72s	30.52s

## Finish Position and metres gained

First Arrow shows distance gain/loss from 2nd Qtr to 3rd Qtr,  
Second Arrow shows distance gain/loss from 3rd Qtr to Finish  
Blue arrow indicates best gain in these quarters.



Visual positions in race at 2nd Quarter



Visual positions in race at 3rd Quarter

# Leeton Race 3 Distance 1758m

Tuesday, 9 September 2025

Gross Time: 2:11.50 MileRate: 2:00.40 LeadTime: 10.10s First Qtr: 31.30s Second Qtr: 30.70s Third Qtr: 30.00s Fourth Qtr: 29.40s

DATA TABLE: 800 / 400 Posi's are position from leader and (how wide the horse was at that position)

No	Horse	Plc	Mar	800 Posi	400 Posi	Time	3rd Qtr	4th Qt
4	Quickshift Girl	1	0.0m	7.6m (1)	4.6m (1)	2:11.50	29.78s	29.06s
6	Rusty El	2	2.8m	2.8m (1)	0.0m (1)	2:11.72	29.80s	29.60s
3	Shaken Sands	3	5.1m	0.0m (0)	0.2m (0)	2:11.89	30.02s	29.76s
1	Sounds Treacherous	4	6.7m	4.6m (0)	6.2m (0)	2:12.02	30.12s	29.44s
7	Orama	5	6.9m	8.8m (0)	10.8m (1)	2:12.03	30.14s	29.11s
2	Sneak A Peek	6	7.0m	11.8m (1)	9.0m (2)	2:12.04	29.79s	29.25s
8	Electra Girl	7	12.3m	16.4m (1)	10.0m (3)	2:12.45	29.53s	29.57s
10	Always Exclusif	8	12.4m	24.4m (1)	20.8m (1)	2:12.46	29.73s	28.79s
9	Jilliby Saffron	9	14.3m	20.4m (1)	14.0m (3)	2:12.60	29.53s	29.42s

## Finish Position and metres gained

First Arrow shows distance gain/loss from 2nd Qtr to 3rd Qtr,  
Second Arrow shows distance gain/loss from 3rd Qtr to Finish  
Blue arrow indicates best gain in these quarters.



800

Visual positions in race at 2nd Quarter



400

Visual positions in race at 3rd Quarter



Powered by



Harness Analyser

Sectional Analysis Software

Not just form | Free Trial

[www.facebook.com/PJHarnessRacing](http://www.facebook.com/PJHarnessRacing)



RISE Digital, Harness Racing Australia nor the provider accepts any responsibility for the completeness or accuracy of any of the information contained herein, and makes no representations about its suitability for any particular purpose. Users should make their own judgements about those matters and/or seek independent advice. You assume all risks associated with use of data provided on this page

# Leeton Race 4 Distance 1758m

Tuesday, 9 September 2025

Gross Time: 2:10.30

MileRate: 1:59.30

LeadTime: 10.10s

First Qtr: 29.50s

Second Qtr: 29.70s

Third Qtr: 31.10s

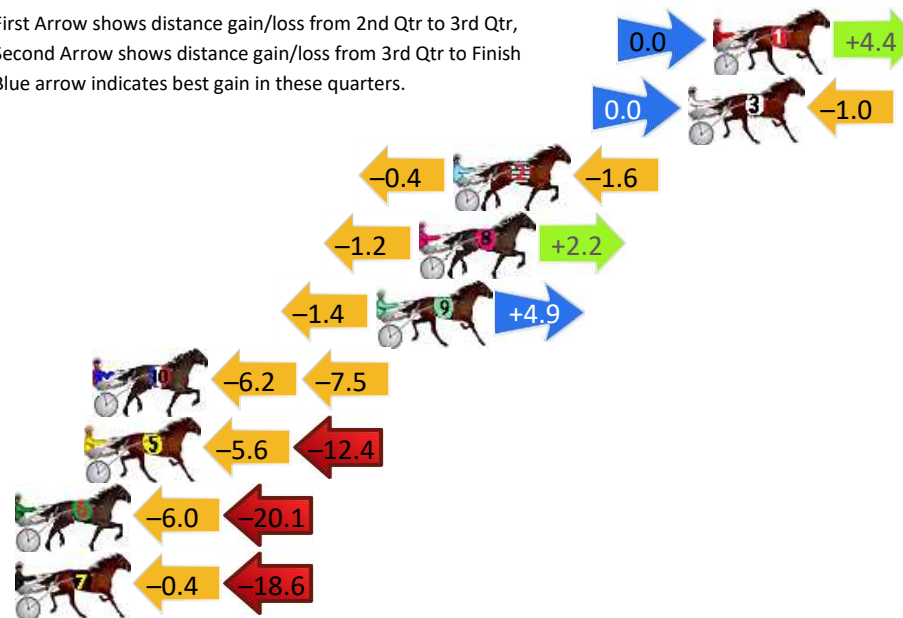
Fourth Qtr: 29.90s

DATA TABLE: 800 / 400 Posi's are position from leader and (how wide the horse was at that position)

No	Horse	Plc	Mar	800 Posi	400 Posi	Time	3rd Qtr	4th Qt
1	All So Sassy	1	0.0m	4.4m (0)	4.4m (0)	2:10.30	31.09s	29.57s
3	Financially Stable	2	1.0m	0.0m (0)	0.0m (0)	2:10.38	31.10s	29.97s
2	Most Certain Micky	3	10.4m	8.4m (0)	8.8m (0)	2:11.11	31.13s	30.02s
8	Logan Reason	4	11.8m	12.8m (0)	14.0m (0)	2:11.22	31.19s	29.74s
9	Paddy Mach	5	13.5m	17.0m (0)	18.4m (0)	2:11.36	31.20s	29.54s
10	Cracker Miss	6	24.9m	11.2m (1)	17.4m (1)	2:12.25	31.58s	30.46s
5	Pink Scooter	7	25.2m	7.2m (1)	12.8m (1)	2:12.27	31.54s	30.82s
6	Flexi Bet	8	28.7m	2.6m (1)	8.6m (1)	2:12.55	31.58s	31.39s
7	One Stunin Melody	9	34.6m	15.6m (1)	16.0m (2)	2:13.01	31.16s	31.28s

## Finish Position and metres gained

First Arrow shows distance gain/loss from 2nd Qtr to 3rd Qtr,  
Second Arrow shows distance gain/loss from 3rd Qtr to Finish  
Blue arrow indicates best gain in these quarters.



800

Visual positions in race at 2nd Quarter



400

Visual positions in race at 3rd Quarter



Powered by



Harness Analyser

Sectional Analysis Software

Not just form | Free Trial

[www.facebook.com/PJHarnessRacing](http://www.facebook.com/PJHarnessRacing)



RISE Digital, Harness Racing Australia nor the provider accepts any responsibility for the completeness or accuracy of any of the information contained herein, and makes no representations about its suitability for any particular purpose. Users should make their own judgements about those matters and/or seek independent advice. You assume all risks associated with use of data provided on this page



# Leeton Race 5 Distance 1758m

Tuesday, 9 September 2025



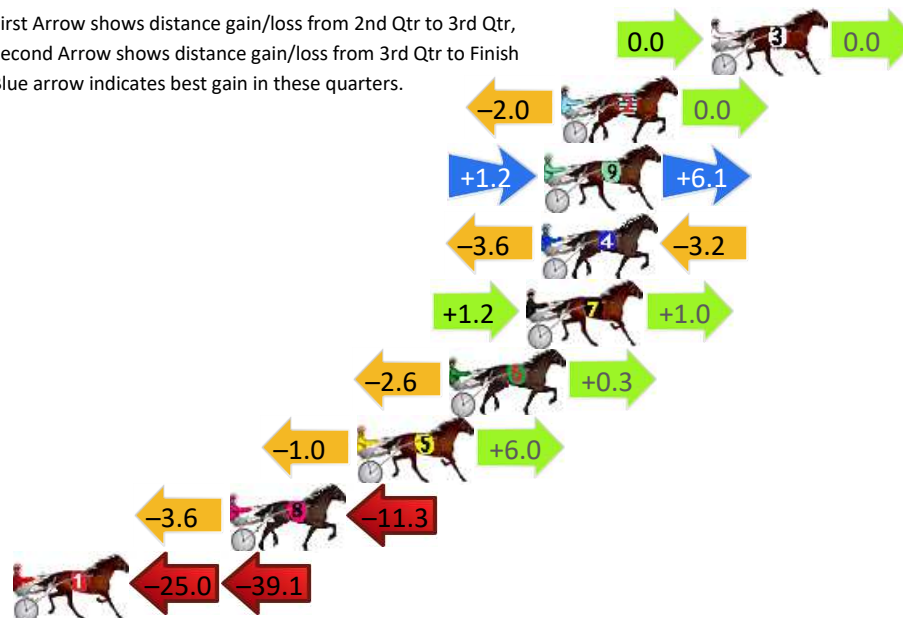
Gross Time: 2:10.60 MileRate: 1:59.60 LeadTime: 10.50s First Qtr: 31.10s Second Qtr: 30.30s Third Qtr: 29.50s Fourth Qtr: 29.20s

DATA TABLE: 800 / 400 Posi's are position from leader and (how wide the horse was at that position)

No	Horse	Plc	Mar	800 Posi	400 Posi	Time	3rd Qtr	4th Qt
3	Swedish Meatballs	1	0.0m	0.0m (0)	0.0m (0)	2:10.60	29.50s	29.20s
2	Keayang Domino	2	6.0m	4.0m (0)	6.0m (0)	2:11.06	29.65s	29.20s
9	Specta	3	6.7m	14.0m (1)	12.8m (2)	2:11.11	29.41s	28.76s
4	Racing Writer	4	6.8m	0.0m (1)	3.6m (1)	2:11.12	29.76s	29.43s
7	Im Alrite	5	7.4m	9.6m (1)	8.4m (2)	2:11.17	29.41s	29.13s
6	Pirani Princess	6	10.5m	8.2m (0)	10.8m (0)	2:11.40	29.69s	29.18s
5	Go Colour My World	7	14.2m	19.2m (1)	20.2m (1)	2:11.69	29.57s	28.76s
8	Scottie Mach	8	19.3m	4.4m (1)	8.0m (1)	2:12.08	29.77s	30.02s
1	Murphys Reward	9	129.1m	65.0m (0)	90.0m (0)	2:20.49	31.34s	32.04s

## Finish Position and metres gained

First Arrow shows distance gain/loss from 2nd Qtr to 3rd Qtr,  
Second Arrow shows distance gain/loss from 3rd Qtr to Finish  
Blue arrow indicates best gain in these quarters.



# Leeton Race 6 Distance 1758m

Tuesday, 9 September 2025




Gross Time: 2:11.90 MileRate: 2:00.70 LeadTime: 10.30s First Qtr: 30.80s Second Qtr: 29.10s Third Qtr: 31.40s Fourth Qtr: 30.30s

DATA TABLE: 800 / 400 Posi's are position from leader and (how wide the horse was at that position)

No	Horse	Plc	Mar	800 Posi	400 Posi	Time	3rd Qtr	4th Qt
2	Life Gets Better	1	0.0m	4.0m (0)	0.2m (1)	2:11.90	31.11s	30.28s
9	One Horn Billy	2	7.8m	8.2m (1)	0.0m (3)	2:12.52	30.78s	30.89s
7	Aliski	3	14.7m	8.0m (0)	7.0m (0)	2:13.07	31.33s	30.88s
8	Didnt I	4	17.3m	4.2m (1)	1.2m (2)	2:13.27	31.19s	31.51s
6	Yoo Trish	5	18.5m	35.4m (1)	13.8m (0)	2:13.37	29.75s	30.65s
4	Kulani Courage	6	18.7m	22.0m (1)	11.2m (2)	2:13.38	30.58s	30.86s
1	Miami Surf	7	23.7m	0.0m (0)	0.4m (0)	2:13.78	31.46s	32.06s
10	Burrabadine Dancer	8	27.2m	29.6m (1)	16.6m (2)	2:14.06	30.42s	31.10s
3	Artimos	9	27.7m	22.8m (0)	12.6m (1)	2:14.10	30.64s	31.44s
5	Billees Jet	10	29.6m	35.4m (0)	22.8m (0)	2:14.25	30.44s	30.81s

## Finish Position and metres gained

First Arrow shows distance gain/loss from 2nd Qtr to 3rd Qtr,  
Second Arrow shows distance gain/loss from 3rd Qtr to Finish  
Blue arrow indicates best gain in these quarters.



# Leeton Race 7 Distance 1758m

Tuesday, 9 September 2025



Gross Time: 2:10.70 MileRate: 1:59.60 LeadTime: 11.10s First Qtr: 30.10s Second Qtr: 29.50s Third Qtr: 31.50s Fourth Qtr: 28.50s

DATA TABLE: 800 / 400 Posi's are position from leader and (how wide the horse was at that position)

No	Horse	Plc	Mar	800 Posi	400 Posi	Time	3rd Qtr	4th Qt
3	Kobes Chainsaw	1	0.0m	0.4m (0)	0.0m (0)	2:10.70	31.47s	28.50s
1	Our Girl Echo	2	8.6m	4.6m (0)	5.4m (0)	2:11.34	31.57s	28.73s
6	La Feast	3	12.0m	8.4m (1)	9.8m (2)	2:11.60	31.61s	28.66s
8	Shezalegacy	4	16.9m	4.2m (1)	5.2m (2)	2:11.96	31.62s	29.33s
10	Boy Stunner	5	19.2m	12.6m (1)	15.2m (2)	2:12.14	31.71s	28.78s
9	Young Nelson	6	22.9m	14.4m (0)	16.2m (0)	2:12.41	31.66s	28.97s
7	Onthadarkside	7	24.0m	8.4m (0)	10.2m (0)	2:12.50	31.69s	29.48s
2	Shouldbetwobytwo	8	138.3m	0.0m (1)	7.2m (1)	2:21.05	32.53s	37.79s
5	Itz Bad	9	927.9m	600.0m (0)	750.0m (0)	3:20.15	43.35s	41.10s

## Finish Position and metres gained

First Arrow shows distance gain/loss from 2nd Qtr to 3rd Qtr,  
Second Arrow shows distance gain/loss from 3rd Qtr to Finish  
Blue arrow indicates best gain in these quarters.



# Leeton Race 8 Distance 1758m

Tuesday, 9 September 2025



Gross Time: 2:12.40 MileRate: 2:01.20 LeadTime: 10.50s First Qtr: 31.50s Second Qtr: 30.20s Third Qtr: 30.30s Fourth Qtr: 29.90s

DATA TABLE: 800 / 400 Posi's are position from leader and (how wide the horse was at that position)

No	Horse	Plc	Mar	800 Posi	400 Posi	Time	3rd Qtr	4th Qt
3	Krissy	1	0.0m	8.0m (1)	8.2m (1)	2:12.40	30.31s	29.29s
4	Heavens Pleasure	2	2.2m	0.0m (0)	0.0m (0)	2:12.57	30.30s	30.06s
2	Romeghan	3	3.9m	3.4m (1)	3.6m (1)	2:12.71	30.32s	29.92s
9	Our Ultimate Ella	4	9.5m	8.4m (0)	10.6m (0)	2:13.14	30.46s	29.82s
1	Throwdown Hoedown	5	11.8m	4.2m (0)	5.0m (0)	2:13.32	30.36s	30.41s
8	Carlisle Way	6	13.7m	24.0m (1)	16.4m (0)	2:13.47	29.73s	29.70s
7	Lilly Anne	7	22.6m	13.4m (1)	13.8m (1)	2:14.17	30.33s	30.55s
10	Belle Of Belmont	8	26.3m	18.2m (1)	20.4m (1)	2:14.46	30.47s	30.34s

## Finish Position and metres gained

First Arrow shows distance gain/loss from 2nd Qtr to 3rd Qtr,  
Second Arrow shows distance gain/loss from 3rd Qtr to Finish  
Blue arrow indicates best gain in these quarters.



800

Visual positions in race at 2nd Quarter



400

Visual positions in race at 3rd Quarter



Powered by



Harness Analyser

Sectional Analysis Software

Not just form | Free Trial

[www.facebook.com/PJHarnessRacing](http://www.facebook.com/PJHarnessRacing)



RISE Digital, Harness Racing Australia nor the provider accepts any responsibility for the completeness or accuracy of any of the information contained herein, and makes no representations about its suitability for any particular purpose. Users should make their own judgements about those matters and/or seek independent advice. You assume all risks associated with use of data provided on this page



# Leeton Race 9 Distance 1758m

Tuesday, 9 September 2025

Gross Time: 2:11.70 MileRate: 2:00.50 LeadTime: 9.60s First Qtr: 30.40s Second Qtr: 29.30s Third Qtr: 31.60s Fourth Qtr: 30.80s

DATA TABLE: 800 / 400 Posi's are position from leader and (how wide the horse was at that position)

No	Horse	Plc	Mar	800 Posi	400 Posi	Time	3rd Qtr	4th Qt
6	Mister Raudonikis	1	0.0m	4.0m (0)	3.4m (1)	2:11.70	31.55s	30.54s
5	Barkway Thomas	2	3.3m	0.0m (0)	0.0m (0)	2:11.97	31.60s	31.05s
3	Seventh Immortal	3	13.1m	18.0m (0)	14.4m (1)	2:12.76	31.32s	30.70s
10	Donttouchthetin	4	13.5m	31.0m (1)	14.8m (2)	2:12.79	30.34s	30.70s
2	Major Transparency	5	17.4m	8.4m (0)	8.6m (0)	2:13.10	31.62s	31.47s
7	Tinnysmedad	6	25.3m	28.6m (0)	19.0m (0)	2:13.74	30.86s	31.28s
1	Tommys Dream Girl	7	28.5m	13.4m (0)	10.4m (1)	2:14.00	31.39s	32.19s
8	Bayridge Tommy	8	52.7m	26.6m (1)	22.8m (1)	2:15.95	31.33s	33.09s
9	Ginganing	9	69.3m	33.8m (0)	28.6m (1)	2:17.28	31.24s	33.92s

## Finish Position and metres gained

First Arrow shows distance gain/loss from 2nd Qtr to 3rd Qtr,  
Second Arrow shows distance gain/loss from 3rd Qtr to Finish  
Blue arrow indicates best gain in these quarters.

