

Newcastle Race 1 Distance 1609m

Tuesday, 9 September 2025


Gross Time: 1:56.70 MileRate: 1:56.70 LeadTime: 0.00s First Qtr: 28.50s Second Qtr: 30.00s Third Qtr: 28.60s Fourth Qtr: 29.60s

DATA TABLE: 800 / 400 Posi's are position from leader and (how wide the horse was at that position)

No	Horse	Plc	Mar	800 Posi	400 Posi	Time	3rd Qtr	4th Qt
10	The Maldives	1	0.0m	15.0m (1)	0.0m (1)	1:56.70	27.51s	29.60s
6	Dream To Dance	2	3.9m	19.0m (1)	2.8m (2)	1:57.00	27.43s	29.68s
8	Mystical Sunshine	3	8.0m	23.6m (1)	7.4m (2)	1:57.32	27.43s	29.64s
5	What For	4	10.9m	6.4m (1)	11.0m (1)	1:57.55	28.93s	29.59s
7	Bettor Be Lucky	5	15.7m	2.2m (1)	6.4m (0)	1:57.92	28.89s	30.28s
3	Carolsdiamond	6	20.2m	10.2m (1)	14.0m (2)	1:58.27	28.87s	30.06s
2	Ollie One Shot	7	23.5m	0.0m (0)	0.6m (0)	1:58.52	28.61s	31.29s
9	Rocknroll Tony	8	24.2m	13.0m (0)	19.4m (2)	1:58.58	29.06s	29.95s
1	Noworries	9	24.3m	8.8m (0)	15.4m (1)	1:58.59	29.07s	30.25s
4	Robyn Taylor	10	42.3m	4.0m (0)	12.0m (0)	1:59.98	29.14s	31.83s

Finish Position and metres gained

First Arrow shows distance gain/loss from 2nd Qtr to 3rd Qtr,
Second Arrow shows distance gain/loss from 3rd Qtr to Finish
Blue arrow indicates best gain in these quarters.



800

Visual positions in race at 2nd Quarter



400

Visual positions in race at 3rd Quarter



Powered by



Harness Analyser

Sectional Analysis Software

Not just form | Free Trial

www.facebook.com/PJHarnessRacing



RISE Digital, Harness Racing Australia nor the provider accepts any responsibility for the completeness or accuracy of any of the information contained herein, and makes no representations about its suitability for any particular purpose. Users should make their own judgements about those matters and/or seek independent advice. You assume all risks associated with use of data provided on this page

Newcastle Race 2 Distance 1609m

Tuesday, 9 September 2025


Gross Time: 1:54.90 MileRate: 1:54.90 LeadTime: 0.00s First Qtr: 28.40s Second Qtr: 29.60s Third Qtr: 29.30s Fourth Qtr: 27.60s

DATA TABLE: 800 / 400 Posi's are position from leader and (how wide the horse was at that position)

No	Horse	Plc	Mar	800 Posi	400 Posi	Time	3rd Qtr	4th Qt
2	Our Ultimate Lexi	1	0.0m	0.0m (0)	0.0m (0)	1:54.90	29.30s	27.60s
5	About My Time	2	12.5m	4.2m (0)	4.4m (0)	1:55.81	29.33s	28.16s
1	Major Poppi	3	19.5m	8.2m (0)	8.4m (0)	1:56.32	29.34s	28.36s
10	Watch Africandance	4	23.3m	11.6m (1)	4.8m (1)	1:56.59	28.86s	28.87s
4	Never Know Reason	5	25.7m	16.4m (1)	9.2m (1)	1:56.77	28.83s	28.73s
3	Executivedecisions	6	27.9m	13.0m (0)	13.6m (0)	1:56.93	29.37s	28.58s
7	Rorey Jay	7	28.7m	24.8m (1)	17.6m (1)	1:56.98	28.81s	28.36s
6	The Karma King	8	33.4m	20.4m (1)	13.2m (1)	1:57.33	28.83s	28.99s
8	Im The Sniper	9	33.7m	21.6m (0)	23.8m (0)	1:57.35	29.48s	28.28s

Finish Position and metres gained

First Arrow shows distance gain/loss from 2nd Qtr to 3rd Qtr,
Second Arrow shows distance gain/loss from 3rd Qtr to Finish
Blue arrow indicates best gain in these quarters.



800

Visual positions in race at 2nd Quarter



400

Visual positions in race at 3rd Quarter



Powered by



Harness Analyser

Sectional Analysis Software

Not just form | Free Trial

www.facebook.com/PJHarnessRacing



RISE Digital, Harness Racing Australia nor the provider accepts any responsibility for the completeness or accuracy of any of the information contained herein, and makes no representations about its suitability for any particular purpose. Users should make their own judgements about those matters and/or seek independent advice. You assume all risks associated with use of data provided on this page

Newcastle Race 3 Distance 1609m

Tuesday, 9 September 2025


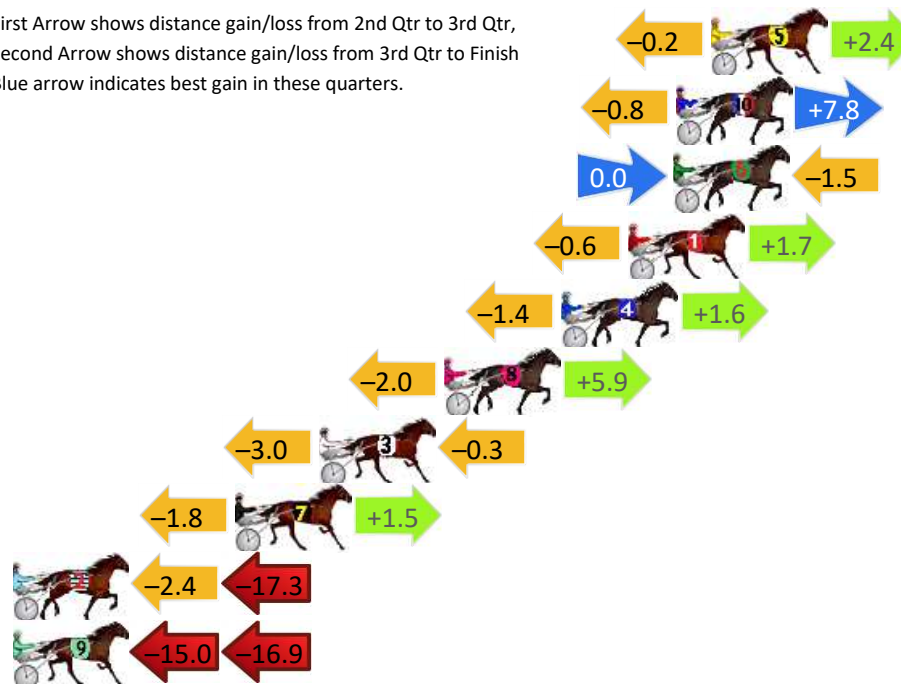
Gross Time: 1:56.00 MileRate: 1:56.00 LeadTime: 0.00s First Qtr: 28.30s Second Qtr: 30.30s Third Qtr: 28.30s Fourth Qtr: 29.10s

DATA TABLE: 800 / 400 Posi's are position from leader and (how wide the horse was at that position)


NoHorse	Plc	Mar	800 Posi	400 Posi	Time	3rd Qtr	4th Qt
5 Slingshot	1	0.0m	2.2m (1)	2.4m (1)	1:56.00	28.32s	28.93s
10 Bring Your Best	2	1.4m	8.4m (0)	9.2m (0)	1:56.11	28.36s	28.54s
6 Just Rocknroll	3	1.5m	0.0m (0)	0.0m (0)	1:56.11	28.30s	29.21s
1 Halloween	4	3.3m	4.4m (0)	5.0m (0)	1:56.25	28.34s	28.98s
4 Hasler	5	6.0m	6.2m (1)	7.6m (1)	1:56.46	28.40s	28.98s
8 Bettathanmozarella	6	10.7m	14.6m (1)	16.6m (1)	1:56.82	28.45s	28.67s
3 Calculating Dancer	7	15.7m	12.4m (0)	15.4m (0)	1:57.20	28.51s	29.12s
7 Im No Gift	8	19.1m	18.8m (1)	20.6m (1)	1:57.46	28.43s	28.99s
2 Abridged	9	29.9m	10.2m (1)	12.6m (1)	1:58.28	28.45s	30.35s
9 Specialize Lou	10	91.9m	60.0m (0)	75.0m (0)	2:03.02	29.35s	30.32s

Finish Position and metres gained

First Arrow shows distance gain/loss from 2nd Qtr to 3rd Qtr, Second Arrow shows distance gain/loss from 3rd Qtr to Finish Blue arrow indicates best gain in these quarters.



Visual positions in race at 2nd Quarter



Visual positions in race at 3rd Quarter

Newcastle Race 4 Distance 1609m

Tuesday, 9 September 2025

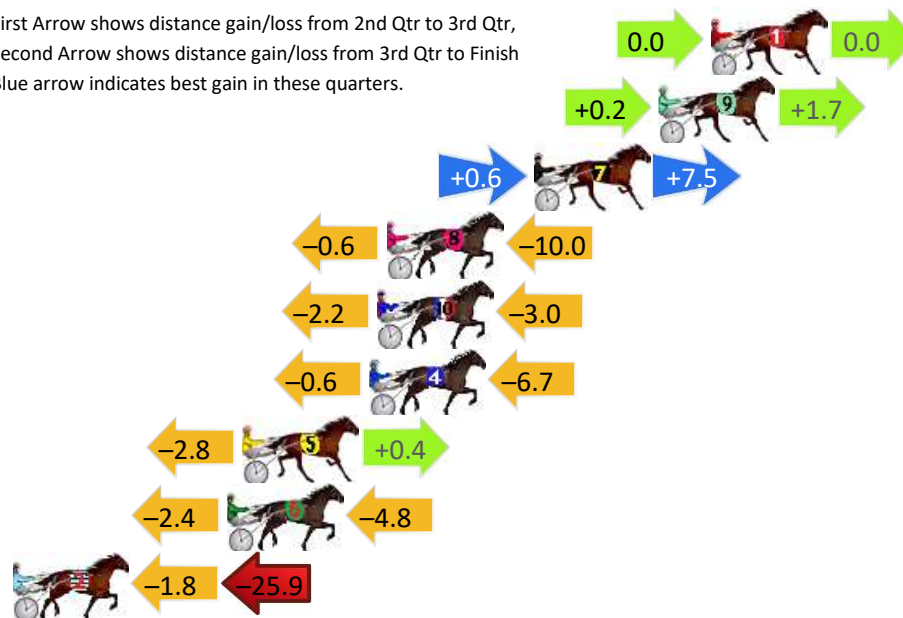
Gross Time: 1:57.00 MileRate: 1:57.00 LeadTime: 0.00s First Qtr: 29.50s Second Qtr: 30.60s Third Qtr: 28.80s Fourth Qtr: 28.10s

DATA TABLE: 800 / 400 Posi's are position from leader and (how wide the horse was at that position)

No	Horse	Plc	Mar	800 Posi	400 Posi	Time	3rd Qtr	4th Qt
1	The Eye In The Sky	1	0.0m	0.0m (0)	0.0m (0)	1:57.00	28.80s	28.10s
9	Mickey Be Nimble	2	2.1m	4.0m (0)	3.8m (1)	1:57.16	28.78s	27.98s
7	Tried And Trusted	3	7.1m	15.2m (1)	14.6m (2)	1:57.52	28.75s	27.58s
8	Arma The Great	4	13.0m	2.4m (1)	3.0m (2)	1:57.96	28.85s	28.80s
10	Eyes Been Patient	5	13.4m	8.2m (0)	10.4m (0)	1:57.99	28.96s	28.31s
4	Syncopated Shuffle	6	13.7m	6.4m (1)	7.0m (2)	1:58.01	28.85s	28.57s
5	Shalamar Miss	7	18.8m	16.4m (0)	19.2m (0)	1:58.39	29.00s	28.07s
6	Roses Are Best	8	19.4m	12.2m (0)	14.6m (0)	1:58.43	28.97s	28.44s
2	Our Lucille	9	38.9m	11.2m (1)	13.0m (1)	1:59.87	28.95s	29.91s

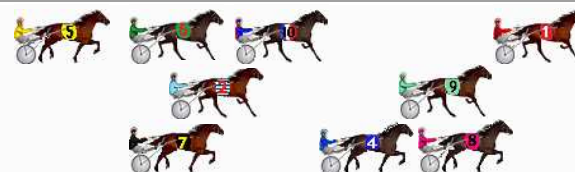
Finish Position and metres gained

First Arrow shows distance gain/loss from 2nd Qtr to 3rd Qtr,
Second Arrow shows distance gain/loss from 3rd Qtr to Finish
Blue arrow indicates best gain in these quarters.



800

Visual positions in race at 2nd Quarter



400

Visual positions in race at 3rd Quarter



Powered by



Harness Analyser

Sectional Analysis Software

Not just form | Free Trial

www.facebook.com/PJHarnessRacing



RISE Digital, Harness Racing Australia nor the provider accepts any responsibility for the completeness or accuracy of any of the information contained herein, and makes no representations about its suitability for any particular purpose. Users should make their own judgements about those matters and/or seek independent advice. You assume all risks associated with use of data provided on this page

Newcastle Race 5 Distance 1609m

Tuesday, 9 September 2025


Gross Time: 1:56.50 MileRate: 1:56.50 LeadTime: 0.00s First Qtr: 27.90s Second Qtr: 30.50s Third Qtr: 28.60s Fourth Qtr: 29.50s

DATA TABLE: 800 / 400 Posi's are position from leader and (how wide the horse was at that position)

No	Horse	Plc	Mar	800 Posi	400 Posi	Time	3rd Qtr	4th Qt
7	Watch Me React	1	0.0m	17.6m (2)	2.8m (2)	1:56.50	27.53s	29.29s
8	Rocknroll Rambo	2	2.6m	14.4m (1)	12.0m (2)	1:56.70	28.44s	28.81s
10	Never Know Blaze	3	3.1m	10.4m (1)	7.6m (2)	1:56.74	28.40s	29.17s
1	Galvarino	4	6.9m	4.0m (0)	5.0m (0)	1:57.03	28.67s	29.64s
4	Be Good Benny	5	7.0m	16.4m (0)	16.4m (1)	1:57.04	28.61s	28.81s
9	Smooth Rolling	6	7.2m	8.2m (0)	9.2m (0)	1:57.06	28.67s	29.35s
6	Ire Of The Dragon	7	8.6m	1.6m (1)	4.6m (1)	1:57.17	28.81s	29.79s
5	De La Renta	8	11.5m	12.4m (0)	14.2m (0)	1:57.39	28.73s	29.30s
3	Magic Shoos	9	13.4m	0.0m (0)	0.0m (0)	1:57.54	28.59s	30.48s
2	Seamark	10	21.0m	5.8m (1)	11.0m (1)	1:58.12	28.96s	30.23s

Finish Position and metres gained

First Arrow shows distance gain/loss from 2nd Qtr to 3rd Qtr, Second Arrow shows distance gain/loss from 3rd Qtr to Finish Blue arrow indicates best gain in these quarters.



Visual positions in race at 2nd Quarter

800



Visual positions in race at 3rd Quarter

400



Powered by



Harness Analyser

Sectional Analysis Software

Not just form | Free Trial

www.facebook.com/PJHarnessRacing



RISE Digital, Harness Racing Australia nor the provider accepts any responsibility for the completeness or accuracy of any of the information contained herein, and makes no representations about its suitability for any particular purpose. Users should make their own judgements about those matters and/or seek independent advice. You assume all risks associated with use of data provided on this page

Newcastle Race 6 Distance 1609m

Tuesday, 9 September 2025

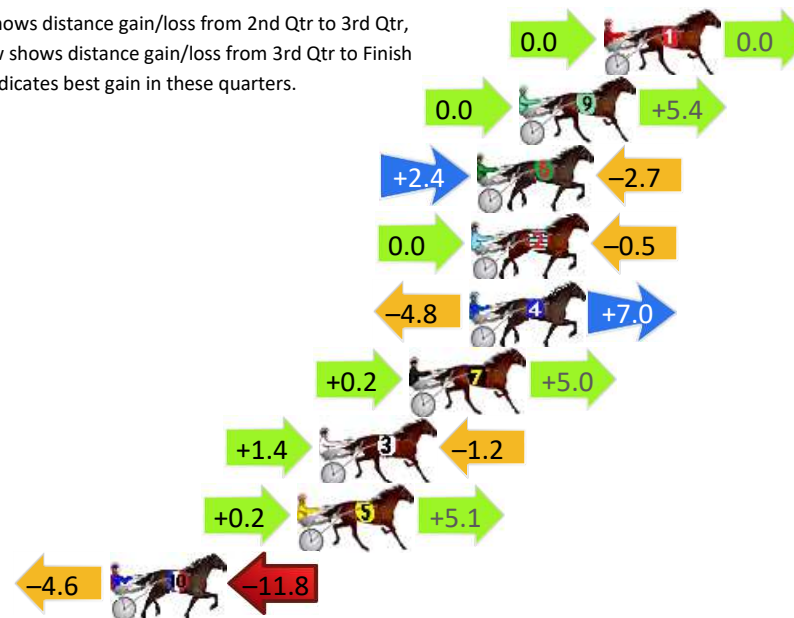
Gross Time: 1:54.90 MileRate: 1:54.90 LeadTime: 0.00s First Qtr: 28.80s Second Qtr: 28.80s Third Qtr: 27.80s Fourth Qtr: 29.50s

DATA TABLE: 800 / 400 Posi's are position from leader and (how wide the horse was at that position)

No	Horse	Plc	Mar	800 Posi	400 Posi	Time	3rd Qtr	4th Qt
1	Antetokounmpo	1	0.0m	0.0m (0)	0.0m (0)	1:54.90	27.80s	29.50s
9	Sir Knight	2	3.4m	8.8m (0)	8.8m (0)	1:55.16	27.81s	29.10s
6	Chlobro	3	5.1m	4.8m (2)	2.4m (1)	1:55.29	27.62s	29.70s
2	Captain Dorian	4	5.3m	4.8m (0)	4.8m (0)	1:55.31	27.80s	29.54s
4	Classic Arc	5	5.4m	7.6m (1)	12.4m (1)	1:55.32	28.16s	28.99s
7	Stick Man	6	7.8m	13.0m (0)	12.8m (0)	1:55.50	27.80s	29.13s
3	Shiralee	7	11.4m	11.6m (1)	10.2m (2)	1:55.78	27.70s	29.59s
5	Fleur Bella	8	12.3m	17.6m (0)	17.4m (0)	1:55.85	27.80s	29.13s
10	Drakaina	9	19.8m	3.4m (1)	8.0m (1)	1:56.43	28.10s	30.37s

Finish Position and metres gained

First Arrow shows distance gain/loss from 2nd Qtr to 3rd Qtr,
Second Arrow shows distance gain/loss from 3rd Qtr to Finish
Blue arrow indicates best gain in these quarters.



Visual positions in race at 2nd Quarter



Visual positions in race at 3rd Quarter

Newcastle Race 7 Distance 1609m

Tuesday, 9 September 2025

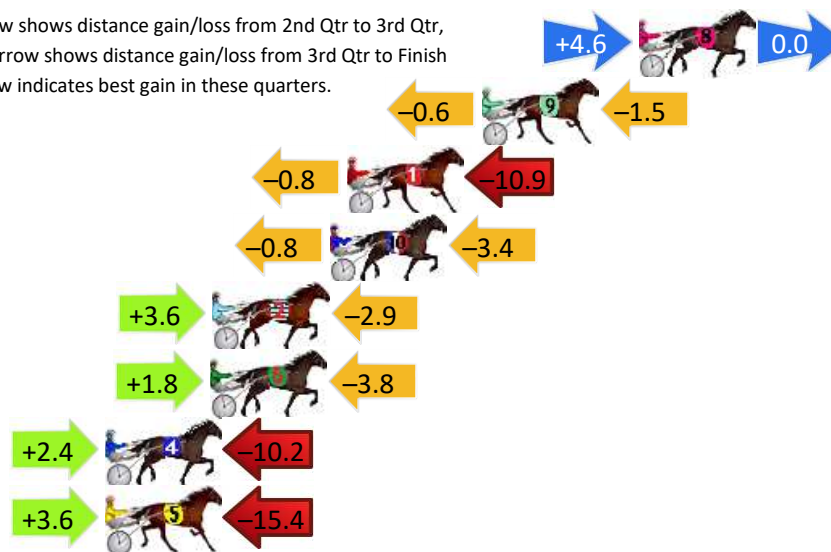
Gross Time: 1:54.90 MileRate: 1:54.90 LeadTime: 0.00s First Qtr: 28.60s Second Qtr: 29.70s Third Qtr: 28.20s Fourth Qtr: 28.40s

DATA TABLE: 800 / 400 Posi's are position from leader and (how wide the horse was at that position)

No	Horse	Plc	Mar	800 Posi	400 Posi	Time	3rd Qtr	4th Qt
8	Rivera Lou	1	0.0m	4.6m (1)	0.0m (1)	1:54.90	27.88s	28.40s
9	Mammals Riddle	2	6.3m	4.2m (0)	4.8m (0)	1:55.37	28.24s	28.51s
1	Cheddar Valley	3	11.7m	0.0m (0)	0.8m (0)	1:55.77	28.25s	29.17s
10	Sunday Mornings	4	12.4m	8.2m (0)	9.0m (0)	1:55.83	28.26s	28.64s
2	Shark Dancer	5	17.1m	17.8m (1)	14.2m (2)	1:56.18	27.95s	28.60s
6	Sergei	6	17.2m	15.2m (0)	13.4m (0)	1:56.18	28.07s	28.67s
4	Abdicate	7	21.4m	13.6m (1)	11.2m (1)	1:56.50	28.03s	29.12s
5	Two Ticks	8	21.4m	9.6m (1)	6.0m (1)	1:56.50	27.94s	29.49s

Finish Position and metres gained

First Arrow shows distance gain/loss from 2nd Qtr to 3rd Qtr,
Second Arrow shows distance gain/loss from 3rd Qtr to Finish
Blue arrow indicates best gain in these quarters.



800

Visual positions in race at 2nd Quarter



400

Visual positions in race at 3rd Quarter



Powered by



Harness Analyser

Sectional Analysis Software

Not just form | Free Trial

www.facebook.com/PJHarnessRacing



RISE Digital, Harness Racing Australia nor the provider accepts any responsibility for the completeness or accuracy of any of the information contained herein, and makes no representations about its suitability for any particular purpose. Users should make their own judgements about those matters and/or seek independent advice. You assume all risks associated with use of data provided on this page

Newcastle Race 8 Distance 1609m

Tuesday, 9 September 2025


Gross Time: 1:54.70 MileRate: 1:54.70 LeadTime: 0.00s First Qtr: 26.90s Second Qtr: 29.40s Third Qtr: 27.70s Fourth Qtr: 30.70s

DATA TABLE: 800 / 400 Posi's are position from leader and (how wide the horse was at that position)

No	Horse	Plc	Mar	800 Posi	400 Posi	Time	3rd Qtr	4th Qt
10	Paytons Rock	1	0.0m	9.6m (1)	13.4m (3)	1:54.70	28.03s	29.68s
9	Spunkys Gotsecrets	2	0.4m	0.0m (2)	0.0m (0)	1:54.73	27.70s	30.73s
8	Next To Me	3	0.5m	16.0m (1)	18.0m (2)	1:54.74	27.91s	29.36s
7	Ultra Bliss	4	7.3m	8.8m (0)	15.0m (1)	1:55.29	28.18s	30.11s
1	Jeffcoate	5	7.9m	4.8m (0)	12.8m (0)	1:55.33	28.30s	30.33s
5	Magic Matteo	6	10.2m	18.0m (0)	22.2m (1)	1:55.52	28.05s	29.78s
2	Bodyline	7	15.2m	5.2m (1)	10.6m (2)	1:55.92	28.07s	31.05s
3	Yesnoletsgo	8	16.4m	13.4m (0)	18.4m (0)	1:56.02	28.07s	30.55s
6	Wills Way	9	16.8m	0.4m (1)	10.6m (1)	1:56.05	28.42s	31.17s
4	Addocar	10	27.3m	0.8m (0)	8.8m (0)	1:56.89	28.21s	32.11s

Finish Position and metres gained

First Arrow shows distance gain/loss from 2nd Qtr to 3rd Qtr,
Second Arrow shows distance gain/loss from 3rd Qtr to Finish
Blue arrow indicates best gain in these quarters.



Visual positions in race at 2nd Quarter



Visual positions in race at 3rd Quarter