

# Bathurst Race 1 Distance 1730m

Wednesday, 10 September 2025




Gross Time: 2:05.00 MileRate: 1:56.30 LeadTime: 8.00s First Qtr: 28.00s Second Qtr: 30.00s Third Qtr: 29.90s Fourth Qtr: 29.10s

DATA TABLE: 800 / 400 Posi's are position from leader and (how wide the horse was at that position)

NoHorse	Plc	Mar	800 Posi	400 Posi	Time	3rd Qtr	4th Qt
5 Misterfourthousand	1	0.0m	4.0m (0)	4.8m (0)	2:05.00	29.95s	28.75s
7 Teddy Feels Good	2	1.9m	13.6m (1)	12.8m (1)	2:05.15	29.83s	28.31s
3 Bolero	3	2.8m	5.2m (1)	5.4m (1)	2:05.21	29.91s	28.91s
10 Auntie Lou	4	3.7m	1.2m (1)	1.4m (1)	2:05.28	29.92s	29.27s
4 Alwaysbminnie	5	3.7m	9.2m (1)	8.4m (2)	2:05.28	29.84s	28.76s
2 Fliptop Bottleshop	6	13.6m	0.0m (0)	0.0m (0)	2:06.04	29.91s	30.08s
9 Sweet Nate	7	43.0m	28.0m (0)	22.4m (0)	2:08.28	29.51s	30.59s
1 Lettys Reason	8	59.7m	9.2m (0)	14.2m (0)	2:09.56	30.31s	32.39s
6 Carbaganoosh	9	70.6m	50.0m (0)	55.0m (0)	2:10.39	30.28s	30.23s
8 Shell Shock	10	188.6m	120.0m (0)	150.0m (0)	2:19.40	32.14s	31.89s

## Finish Position and metres gained

First Arrow shows distance gain/loss from 2nd Qtr to 3rd Qtr,  
Second Arrow shows distance gain/loss from 3rd Qtr to Finish  
Blue arrow indicates best gain in these quarters.



Powered by  
**PJ** Harness Analyser

Sectional Analysis Software  
Not just form | Free Trial

[www.facebook.com/PJHarnessRacing](http://www.facebook.com/PJHarnessRacing)



RISE Digital, Harness Racing Australia nor the provider accepts any responsibility for the completeness or accuracy of any of the information contained herein, and makes no representations about its suitability for any particular purpose. Users should make their own judgements about those matters and/or seek independent advice. You assume all risks associated with use of data provided on this page

# Bathurst Race 2 Distance 2260m

Wednesday, 10 September 2025


Gross Time: 2:48.40 MileRate: 1:59.90 LeadTime: 48.80s First Qtr: 31.50s Second Qtr: 30.30s Third Qtr: 29.20s Fourth Qtr: 28.60s

DATA TABLE: 800 / 400 Posi's are position from leader and (how wide the horse was at that position)

NoHorse	Plc	Mar	800 Posi	400 Posi	Time	3rd Qtr	4th Qt
9 Tapaganoosh	1	0.0m	12.4m (0)	13.0m (0)	2:48.40	29.23s	27.68s
3 Farfalla Stride	2	1.8m	0.0m (0)	0.0m (0)	2:48.54	29.20s	28.73s
1 Zachary Shannon	3	5.1m	8.4m (0)	8.8m (0)	2:48.78	29.23s	28.34s
4 Seaside	4	6.7m	11.2m (1)	11.2m (2)	2:48.90	29.20s	28.28s
7 Time To Dance	5	7.1m	4.0m (0)	4.2m (0)	2:48.93	29.22s	28.81s
10 Funda	6	11.9m	17.8m (0)	19.4m (0)	2:49.29	29.31s	28.07s
5 Duffy Hollow	7	12.6m	22.0m (0)	24.0m (0)	2:49.35	29.34s	27.79s
2 Graffiti Lane	8	12.8m	7.2m (1)	8.4m (1)	2:49.36	29.29s	28.91s
6 Kadar	9	17.5m	15.4m (1)	15.6m (1)	2:49.71	29.22s	28.74s
8 Terryrama	10	21.3m	2.4m (1)	4.4m (1)	2:50.00	29.36s	29.80s

## Finish Position and metres gained

First Arrow shows distance gain/loss from 2nd Qtr to 3rd Qtr,  
Second Arrow shows distance gain/loss from 3rd Qtr to Finish  
Blue arrow indicates best gain in these quarters.



800

Visual positions in race at 2nd Quarter



400

Visual positions in race at 3rd Quarter



Powered by



Harness Analyser

Sectional Analysis Software

Not just form | Free Trial

[www.facebook.com/PJHarnessRacing](http://www.facebook.com/PJHarnessRacing)



RISE Digital, Harness Racing Australia nor the provider accepts any responsibility for the completeness or accuracy of any of the information contained herein, and makes no representations about its suitability for any particular purpose. Users should make their own judgements about those matters and/or seek independent advice. You assume all risks associated with use of data provided on this page

# Bathurst Race 3 Distance 1730m

Wednesday, 10 September 2025


Gross Time: 2:07.80 MileRate: 1:58.80 LeadTime: 8.10s First Qtr: 30.30s Second Qtr: 30.90s Third Qtr: 30.30s Fourth Qtr: 28.20s

DATA TABLE: 800 / 400 Posi's are position from leader and (how wide the horse was at that position)

No	Horse	Plc	Mar	800 Posi	400 Posi	Time	3rd Qtr	4th Qt
9	Rikibreal	1	0.0m	6.0m (1)	2.2m (2)	2:07.80	30.02s	28.05s
2	Bam Bam Brook	2	2.7m	0.0m (0)	0.0m (0)	2:08.00	30.31s	28.39s
10	Layla Shannon	3	8.1m	8.4m (0)	8.4m (0)	2:08.40	30.30s	28.18s
4	Festinalente	4	10.0m	22.2m (0)	16.8m (0)	2:08.54	29.89s	27.72s
5	Always Lightning	5	10.2m	10.2m (1)	7.4m (1)	2:08.56	30.10s	28.40s
1	Bettor Brilliance	6	11.7m	4.0m (0)	4.2m (0)	2:08.67	30.33s	28.73s
3	Zaras Special	7	16.1m	12.6m (0)	12.8m (0)	2:08.99	30.32s	28.43s
8	Honolulu Princess	8	18.9m	14.2m (1)	8.6m (2)	2:09.20	29.92s	28.92s
6	Major Reckoning	9	23.1m	18.0m (0)	13.2m (1)	2:09.51	29.98s	28.89s
7	Mondo Glitz	10	27.7m	1.8m (1)	2.8m (1)	2:09.85	30.44s	29.95s

## Finish Position and metres gained

First Arrow shows distance gain/loss from 2nd Qtr to 3rd Qtr,  
Second Arrow shows distance gain/loss from 3rd Qtr to Finish  
Blue arrow indicates best gain in these quarters.



800

Visual positions in race at 2nd Quarter



400

Visual positions in race at 3rd Quarter



Powered by



Harness Analyser

Sectional Analysis Software

Not just form | Free Trial

[www.facebook.com/PJHarnessRacing](http://www.facebook.com/PJHarnessRacing)



RISE Digital, Harness Racing Australia nor the provider accepts any responsibility for the completeness or accuracy of any of the information contained herein, and makes no representations about its suitability for any particular purpose. Users should make their own judgements about those matters and/or seek independent advice. You assume all risks associated with use of data provided on this page

# Bathurst Race 4 Distance 1730m

Wednesday, 10 September 2025




Gross Time: 2:03.70 MileRate: 1:55.10 LeadTime: 8.50s First Qtr: 27.60s Second Qtr: 30.20s Third Qtr: 29.30s Fourth Qtr: 28.10s

DATA TABLE: 800 / 400 Posi's are position from leader and (how wide the horse was at that position)

No	Horse	Plc	Mar	800 Posi	400 Posi	Time	3rd Qtr	4th Qt
8	Baxter Red	1	0.0m	11.4m (1)	4.4m (2)	2:03.70	28.79s	27.79s
6	Saint Emilion	2	9.7m	0.0m (0)	0.0m (0)	2:04.42	29.31s	28.78s
1	Rebounder	3	13.4m	8.6m (0)	8.0m (1)	2:04.69	29.27s	28.48s
2	Karlo Louie	4	13.6m	4.6m (0)	4.6m (0)	2:04.70	29.31s	28.73s
9	Cassius Deck	5	14.1m	12.8m (0)	11.6m (0)	2:04.74	29.22s	28.27s
10	Jewel Melody	6	16.0m	2.6m (1)	0.0m (1)	2:04.88	29.14s	29.22s
4	Kick The Switch	7	16.7m	17.2m (0)	16.6m (1)	2:04.93	29.26s	28.11s
5	Firestorm Red	8	20.9m	7.0m (1)	4.0m (1)	2:05.24	29.11s	29.28s
7	Saint Veran	9	20.9m	15.4m (1)	11.8m (2)	2:05.24	29.06s	28.74s
3	Bettors Hope	10	290.6m	180.0m (0)	230.0m (0)	2:25.16	32.96s	32.33s

## Finish Position and metres gained

First Arrow shows distance gain/loss from 2nd Qtr to 3rd Qtr,  
Second Arrow shows distance gain/loss from 3rd Qtr to Finish  
Blue arrow indicates best gain in these quarters.





# Bathurst Race 5 Distance 1730m

Wednesday, 10 September 2025


Gross Time: 2:05.70 MileRate: 1:56.90 LeadTime: 8.30s First Qtr: 27.90s Second Qtr: 31.50s Third Qtr: 29.20s Fourth Qtr: 28.80s

DATA TABLE: 800 / 400 Posi's are position from leader and (how wide the horse was at that position)

No	Horse	Plc	Mar	800 Posi	400 Posi	Time	3rd Qtr	4th Qt
8	Alfnalma	1	0.0m	16.0m (1)	15.6m (1)	2:05.70	29.16s	27.68s
5	Astral Stride	2	1.3m	0.0m (0)	0.0m (0)	2:05.80	29.20s	28.89s
6	Time To Torque	3	3.1m	7.2m (1)	6.2m (2)	2:05.93	29.13s	28.58s
9	Shazadele	4	4.7m	17.0m (0)	18.0m (0)	2:06.06	29.27s	27.85s
4	Betting Star	5	8.1m	4.0m (0)	4.4m (0)	2:06.31	29.23s	29.06s
7	Tisbury Rocks	6	11.8m	11.6m (1)	11.2m (1)	2:06.59	29.17s	28.84s
1	Willies Dollar	7	13.4m	12.8m (0)	13.6m (0)	2:06.71	29.26s	28.79s
2	Warrawee Flyer	8	19.2m	8.0m (0)	8.6m (0)	2:07.15	29.25s	29.56s
3	Chelseas Girl	9	20.2m	2.8m (1)	3.2m (1)	2:07.23	29.24s	30.02s

## Finish Position and metres gained

First Arrow shows distance gain/loss from 2nd Qtr to 3rd Qtr,  
Second Arrow shows distance gain/loss from 3rd Qtr to Finish  
Blue arrow indicates best gain in these quarters.



800

Visual positions in race at 2nd Quarter



400

Visual positions in race at 3rd Quarter



Powered by



Harness Analyser

Sectional Analysis Software

Not just form | Free Trial

[www.facebook.com/PJHarnessRacing](http://www.facebook.com/PJHarnessRacing)



RISE Digital, Harness Racing Australia nor the provider accepts any responsibility for the completeness or accuracy of any of the information contained herein, and makes no representations about its suitability for any particular purpose. Users should make their own judgements about those matters and/or seek independent advice. You assume all risks associated with use of data provided on this page

# Bathurst Race 6 Distance 1730m

Wednesday, 10 September 2025


Gross Time: 2:08.90 MileRate: 1:59.90 LeadTime: 8.60s First Qtr: 29.80s Second Qtr: 31.20s Third Qtr: 30.80s Fourth Qtr: 28.50s

DATA TABLE: 800 / 400 Posi's are position from leader and (how wide the horse was at that position)

NoHorse	Plc	Mar	800 Posi	400 Posi	Time	3rd Qtr	4th Qt
5 Jewel Heaven	1	0.0m	4.2m (0)	4.8m (0)	2:08.90	30.83s	28.16s
7 The Samurai	2	4.0m	7.0m (1)	5.8m (1)	2:09.20	30.71s	28.37s
10 Windy Hill Lucy	3	5.7m	2.4m (1)	0.0m (1)	2:09.33	30.64s	28.90s
9 She The Devil	4	11.4m	13.8m (0)	13.4m (2)	2:09.75	30.76s	28.36s
4 Come On Shannon	5	21.6m	11.2m (1)	10.6m (1)	2:10.52	30.79s	29.28s
1 Chasin You	6	25.9m	9.0m (0)	9.4m (0)	2:10.84	30.88s	29.67s
2 Makes You Wonder	7	26.3m	0.0m (0)	0.8m (0)	2:10.87	30.93s	30.31s
8 Llanfair Rocky	8	32.3m	23.8m (0)	19.2m (1)	2:11.32	30.50s	29.43s
6 Bohemian Fly By	9	46.9m	18.6m (0)	15.4m (0)	2:12.41	30.65s	30.73s

## Finish Position and metres gained

First Arrow shows distance gain/loss from 2nd Qtr to 3rd Qtr,  
Second Arrow shows distance gain/loss from 3rd Qtr to Finish  
Blue arrow indicates best gain in these quarters.



800

Visual positions in race at 2nd Quarter



400

Visual positions in race at 3rd Quarter



Powered by



Harness Analyser

Sectional Analysis Software

Not just form | Free Trial

[www.facebook.com/PJHarnessRacing](http://www.facebook.com/PJHarnessRacing)



RISE Digital, Harness Racing Australia nor the provider accepts any responsibility for the completeness or accuracy of any of the information contained herein, and makes no representations about its suitability for any particular purpose. Users should make their own judgements about those matters and/or seek independent advice. You assume all risks associated with use of data provided on this page

# Bathurst Race 7 Distance 1730m

Wednesday, 10 September 2025


Gross Time: 2:06.40 MileRate: 1:57.60 LeadTime: 8.40s First Qtr: 29.50s Second Qtr: 31.10s Third Qtr: 29.10s Fourth Qtr: 28.30s

DATA TABLE: 800 / 400 Posi's are position from leader and (how wide the horse was at that position)

NoHorse	Plc	Mar	800 Posi	400 Posi	Time	3rd Qtr	4th Qt
4 Ceejay Haich	1	0.0m	4.4m (0)	4.4m (0)	2:06.40	29.10s	27.99s
6 Wit Wickee	2	1.6m	0.0m (0)	0.0m (0)	2:06.52	29.10s	28.41s
9 Seaside Sid	3	7.6m	10.2m (1)	7.4m (1)	2:06.97	28.90s	28.31s
1 Rocknroll Bling	4	12.8m	9.4m (0)	9.0m (0)	2:07.35	29.08s	28.57s
8 Lucky Bambino	5	15.5m	13.8m (0)	13.4m (0)	2:07.55	29.07s	28.45s
11 Californiaprincess	6	17.9m	15.4m (1)	12.0m (1)	2:07.73	28.86s	28.72s
2 Adah Koko	7	18.4m	18.6m (0)	17.6m (0)	2:07.77	29.03s	28.36s
7 Onawicked Ride	8	20.0m	21.6m (1)	17.2m (1)	2:07.89	28.79s	28.50s
10 Cheval Tiger	9	22.4m	6.4m (1)	3.4m (1)	2:08.07	28.90s	29.64s
5 Some Jewel	10	34.3m	23.4m (0)	23.0m (0)	2:08.95	29.08s	29.10s

## Finish Position and metres gained

First Arrow shows distance gain/loss from 2nd Qtr to 3rd Qtr, Second Arrow shows distance gain/loss from 3rd Qtr to Finish Blue arrow indicates best gain in these quarters.



800

Visual positions in race at 2nd Quarter



400

Visual positions in race at 3rd Quarter



Powered by



Harness Analyser

Sectional Analysis Software

Not just form | Free Trial

[www.facebook.com/PJHarnessRacing](http://www.facebook.com/PJHarnessRacing)



RISE Digital, Harness Racing Australia nor the provider accepts any responsibility for the completeness or accuracy of any of the information contained herein, and makes no representations about its suitability for any particular purpose. Users should make their own judgements about those matters and/or seek independent advice. You assume all risks associated with use of data provided on this page

# Bathurst Race 8 Distance 1730m

Wednesday, 10 September 2025


Gross Time: 2:05.40 MileRate: 1:56.70 LeadTime: 8.30s First Qtr: 30.30s Second Qtr: 30.50s Third Qtr: 28.20s Fourth Qtr: 28.10s

DATA TABLE: 800 / 400 Posi's are position from leader and (how wide the horse was at that position)

NoHorse	Plc	Mar	800 Posi	400 Posi	Time	3rd Qtr	4th Qt
2 Puppeteer	1	0.0m	0.0m (0)	0.0m (0)	2:05.40	28.20s	28.10s
4 Special Spin	2	13.1m	8.0m (1)	10.2m (2)	2:06.37	28.35s	28.30s
9 The Handsome One	3	16.6m	8.8m (0)	11.2m (0)	2:06.63	28.37s	28.48s
3 Hooked On Winning	4	17.0m	20.6m (0)	22.4m (0)	2:06.66	28.33s	27.72s
5 Tearin Up The Sand	5	20.5m	13.0m (1)	14.8m (1)	2:06.91	28.33s	28.50s
1 Lucky Zara	6	24.8m	4.0m (0)	6.8m (0)	2:07.23	28.40s	29.36s
10 Gabbys Sportstar	7	26.3m	13.0m (0)	15.4m (0)	2:07.34	28.37s	28.86s
8 Bell River Boy	8	27.7m	17.6m (1)	21.2m (1)	2:07.45	28.45s	28.55s
6 Esther Rising	9	28.3m	3.0m (1)	6.6m (1)	2:07.49	28.45s	29.62s
7 The Dancer	10	29.1m	26.2m (0)	28.0m (0)	2:07.55	28.33s	28.18s

## Finish Position and metres gained

First Arrow shows distance gain/loss from 2nd Qtr to 3rd Qtr,  
Second Arrow shows distance gain/loss from 3rd Qtr to Finish  
Blue arrow indicates best gain in these quarters.



800

Visual positions in race at 2nd Quarter



400

Visual positions in race at 3rd Quarter



Powered by



Harness Analyser

Sectional Analysis Software

Not just form | Free Trial

[www.facebook.com/PJHarnessRacing](http://www.facebook.com/PJHarnessRacing)



RISE Digital, Harness Racing Australia nor the provider accepts any responsibility for the completeness or accuracy of any of the information contained herein, and makes no representations about its suitability for any particular purpose. Users should make their own judgements about those matters and/or seek independent advice. You assume all risks associated with use of data provided on this page



# Bathurst Race 9 Distance 1730m

Wednesday, 10 September 2025

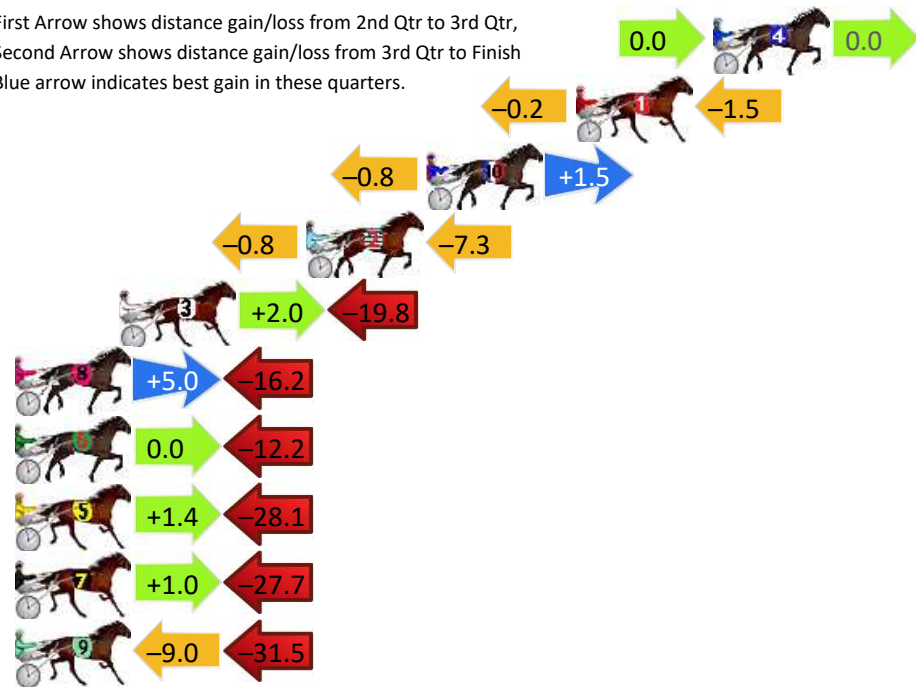
Gross Time: 2:05.00 MileRate: 1:56.30 LeadTime: 8.20s First Qtr: 28.00s Second Qtr: 29.70s Third Qtr: 29.60s Fourth Qtr: 29.50s

DATA TABLE: 800 / 400 Posi's are position from leader and (how wide the horse was at that position)

NoHorse	Plc	Mar	800 Posi	400 Posi	Time	3rd Qtr	4th Qt
4 Seaside Delight	1	0.0m	0.0m (0)	0.0m (0)	2:05.00	29.60s	29.50s
1 Uncle Tony	2	5.5m	3.8m (0)	4.0m (0)	2:05.43	29.61s	29.61s
10 Ya Racin Arlo	3	11.5m	12.2m (0)	13.0m (0)	2:05.89	29.66s	29.39s
2 Riviere	4	16.3m	8.2m (0)	9.0m (0)	2:06.26	29.66s	30.04s
3 Stay Foolish	5	23.8m	6.0m (1)	4.0m (1)	2:06.84	29.46s	30.95s
8 Mia On	6	31.0m	19.8m (1)	14.8m (2)	2:07.40	29.23s	30.69s
6 The Dome	7	32.6m	20.4m (0)	20.4m (1)	2:07.52	29.60s	30.39s
5 Nirvana Prince	8	36.7m	10.0m (1)	8.6m (1)	2:07.84	29.50s	31.56s
7 Fifty Three Stars	9	41.1m	14.4m (1)	13.4m (1)	2:08.18	29.53s	31.53s
9 Lady Rockabellum	10	56.5m	16.0m (0)	25.0m (0)	2:09.37	30.27s	31.81s

## Finish Position and metres gained

First Arrow shows distance gain/loss from 2nd Qtr to 3rd Qtr,  
Second Arrow shows distance gain/loss from 3rd Qtr to Finish  
Blue arrow indicates best gain in these quarters.



800

Visual positions in race at 2nd Quarter



400

Visual positions in race at 3rd Quarter



Powered by



Harness Analyser

Sectional Analysis Software

Not just form | Free Trial

[www.facebook.com/PJHarnessRacing](http://www.facebook.com/PJHarnessRacing)



RISE Digital, Harness Racing Australia nor the provider accepts any responsibility for the completeness or accuracy of any of the information contained herein, and makes no representations about its suitability for any particular purpose. Users should make their own judgements about those matters and/or seek independent advice. You assume all risks associated with use of data provided on this page