

Penrith Race 1 Distance 2125m

Thursday, 11 September 2025


Gross Time: 2:35.80 MileRate: 1:58.00 LeadTime: 37.70s First Qtr: 31.50s Second Qtr: 29.50s Third Qtr: 28.30s Fourth Qtr: 28.80s

DATA TABLE: 800 / 400 Posi's are position from leader and (how wide the horse was at that position)

No	Horse	Plc	Mar	800 Posi	400 Posi	Time	3rd Qtr	4th Qt
1	Spitfire	1	0.0m	0.0m (0)	0.0m (0)	2:35.80	28.30s	28.80s
7	Ourtreachorous Reign	2	5.3m	3.0m (1)	1.8m (1)	2:36.20	28.21s	29.05s
8	Bara Riley	3	6.8m	11.0m (1)	11.0m (2)	2:36.31	28.30s	28.50s
3	Double It Harry	4	7.8m	8.0m (0)	10.8m (1)	2:36.39	28.50s	28.59s
4	Eyeknow	5	8.9m	7.0m (1)	6.8m (1)	2:36.47	28.28s	28.95s
10	Boyzhavtime	6	10.9m	19.0m (1)	19.0m (1)	2:36.62	28.31s	28.22s
6	Nitro Danny	7	11.1m	12.0m (0)	14.8m (0)	2:36.64	28.50s	28.54s
9	Whereishe	8	11.3m	15.0m (1)	15.2m (2)	2:36.65	28.32s	28.52s
2	Super Duper Dude	9	19.7m	4.0m (0)	6.8m (0)	2:37.29	28.49s	29.72s
5	Mister Quirk	10	19.8m	16.2m (0)	19.4m (0)	2:37.30	28.53s	28.83s

Finish Position and metres gained

First Arrow shows distance gain/loss from 2nd Qtr to 3rd Qtr,
Second Arrow shows distance gain/loss from 3rd Qtr to Finish
Blue arrow indicates best gain in these quarters.



800

Visual positions in race at 2nd Quarter



400

Visual positions in race at 3rd Quarter

Penrith Race 2 Distance 1720m

Thursday, 11 September 2025


Gross Time: 2:05.10 MileRate: 1:57.00 LeadTime: 7.40s First Qtr: 29.60s Second Qtr: 28.90s Third Qtr: 28.50s Fourth Qtr: 30.70s

DATA TABLE: 800 / 400 Posi's are position from leader and (how wide the horse was at that position)

No	Horse	Plc	Mar	800 Posi	400 Posi	Time	3rd Qtr	4th Qt
4	Hot Cruise Control	1	0.0m	0.0m (0)	0.0m (0)	2:05.10	28.50s	30.70s
3	Grey Cadillac	2	0.2m	2.8m (1)	8.6m (1)	2:05.12	28.95s	30.06s
8	Maid Of Money	3	2.0m	11.4m (1)	14.0m (2)	2:05.26	28.72s	29.78s
10	Heavenly Reason	4	3.1m	18.4m (0)	16.8m (1)	2:05.35	28.42s	29.65s
6	Jakcam Flyer	5	3.5m	19.4m (1)	21.4m (1)	2:05.38	28.70s	29.33s
5	Tiger Prince	6	3.7m	7.2m (1)	9.0m (2)	2:05.40	28.65s	30.30s
7	The Best Of You	7	5.4m	8.8m (0)	12.8m (1)	2:05.53	28.81s	30.14s
1	Major Jarod	8	9.8m	4.6m (0)	11.0m (0)	2:05.89	28.97s	30.61s
9	Jus Bling It	9	11.8m	15.4m (1)	18.2m (2)	2:06.05	28.72s	30.21s
2	D J Rock	10	41.7m	14.4m (0)	17.2m (0)	2:08.45	28.64s	32.57s

Finish Position and metres gained

First Arrow shows distance gain/loss from 2nd Qtr to 3rd Qtr, Second Arrow shows distance gain/loss from 3rd Qtr to Finish Blue arrow indicates best gain in these quarters.



800

Visual positions in race at 2nd Quarter



400

Visual positions in race at 3rd Quarter



Powered by



Harness Analyser

Sectional Analysis Software

Not just form | Free Trial

www.facebook.com/PJHarnessRacing



RISE Digital, Harness Racing Australia nor the provider accepts any responsibility for the completeness or accuracy of any of the information contained herein, and makes no representations about its suitability for any particular purpose. Users should make their own judgements about those matters and/or seek independent advice. You assume all risks associated with use of data provided on this page

Penrith Race 3 Distance 2125m

Thursday, 11 September 2025

Gross Time: 2:36.70

MileRate: 1:58.70

LeadTime: 37.50s

First Qtr: 31.70s

Second Qtr: 31.20s

Third Qtr: 28.70s




Fourth Qtr: 27.60s

DATA TABLE: 800 / 400 Posi's are position from leader and (how wide the horse was at that position)

No	Horse	Plc	Mar	800 Posi	400 Posi	Time	3rd Qtr	4th Qt
5	Harleequin	1	0.0m	0.0m (0)	0.0m (0)	2:36.70	28.70s	27.60s
2	Blisses Best	2	10.5m	4.0m (0)	4.0m (0)	2:37.46	28.71s	28.05s
6	Delightfully Sweet	3	21.6m	9.8m (1)	12.2m (2)	2:38.27	28.88s	28.24s
8	Tommys Luck	4	21.8m	16.0m (0)	19.4m (2)	2:38.28	28.94s	27.76s
4	Vespa Stride	5	25.8m	5.6m (1)	8.2m (2)	2:38.57	28.91s	28.81s
3	Tigerlicious	6	26.4m	1.6m (1)	3.8m (1)	2:38.62	28.88s	29.15s
1	Just Home Grown	7	26.7m	8.0m (0)	13.0m (0)	2:38.64	29.07s	28.54s
9	Ima Shinkansen	8	27.4m	20.4m (0)	23.6m (2)	2:38.69	28.93s	27.86s
10	Devils Bling	9	29.8m	14.2m (1)	16.2m (1)	2:38.86	28.86s	28.53s
7	Sunshine Karamea	10	31.6m	12.0m (0)	17.4m (0)	2:38.99	29.10s	28.57s

Finish Position and metres gained

First Arrow shows distance gain/loss from 2nd Qtr to 3rd Qtr,
Second Arrow shows distance gain/loss from 3rd Qtr to Finish
Blue arrow indicates best gain in these quarters.



Penrith Race 4 Distance 1720m

Thursday, 11 September 2025


Gross Time: 2:04.00 MileRate: 1:56.00 LeadTime: 7.50s First Qtr: 29.30s Second Qtr: 29.40s Third Qtr: 28.40s Fourth Qtr: 29.40s

DATA TABLE: 800 / 400 Posi's are position from leader and (how wide the horse was at that position)

No	Horse	Plc	Mar	800 Posi	400 Posi	Time	3rd Qtr	4th Qt
2	Eye Can Try	1	0.0m	8.2m (0)	8.2m (0)	2:04.00	28.41s	28.80s
6	Petes Crunch Time	2	0.1m	0.0m (0)	0.0m (0)	2:04.01	28.40s	29.41s
4	Merrywood Tony	3	2.5m	14.2m (1)	15.6m (2)	2:04.19	28.52s	28.44s
8	Flo Ryda	4	3.6m	5.8m (1)	7.4m (2)	2:04.28	28.52s	29.12s
1	Rocknroll Gig	5	4.3m	4.0m (0)	4.0m (0)	2:04.33	28.40s	29.42s
9	Dun Spruikin	6	4.5m	10.0m (1)	11.4m (2)	2:04.35	28.51s	28.90s
10	Colby	7	5.9m	16.4m (0)	20.2m (0)	2:04.45	28.69s	28.35s
3	American Werewolf	8	8.4m	1.8m (1)	3.4m (1)	2:04.65	28.51s	29.77s
5	Admirable	9	8.8m	18.2m (1)	19.4m (2)	2:04.68	28.50s	28.63s
7	Shades Of Heaven	10	15.5m	12.2m (0)	15.6m (0)	2:05.19	28.64s	29.39s

Finish Position and metres gained

First Arrow shows distance gain/loss from 2nd Qtr to 3rd Qtr,
Second Arrow shows distance gain/loss from 3rd Qtr to Finish
Blue arrow indicates best gain in these quarters.



800

Visual positions in race at 2nd Quarter



400

Visual positions in race at 3rd Quarter



Powered by



Harness Analyser

Sectional Analysis Software

Not just form | Free Trial

www.facebook.com/PJHarnessRacing



RISE Digital, Harness Racing Australia nor the provider accepts any responsibility for the completeness or accuracy of any of the information contained herein, and makes no representations about its suitability for any particular purpose. Users should make their own judgements about those matters and/or seek independent advice. You assume all risks associated with use of data provided on this page

Penrith Race 5 Distance 2125m

Thursday, 11 September 2025

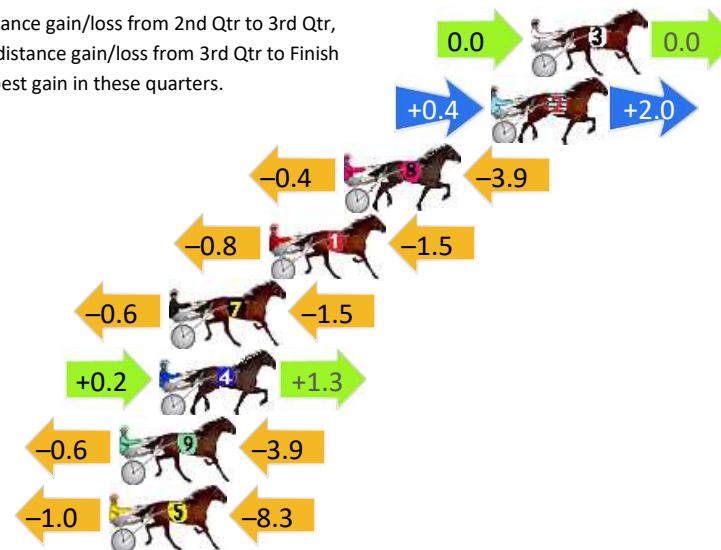
Gross Time: 2:34.30 MileRate: 1:56.80 LeadTime: 36.90s First Qtr: 31.20s Second Qtr: 29.40s Third Qtr: 28.20s Fourth Qtr: 28.60s

DATA TABLE: 800 / 400 Posi's are position from leader and (how wide the horse was at that position)

No	Horse	Plc	Mar	800 Posi	400 Posi	Time	3rd Qtr	4th Qt
3	Nothingbutwaves	1	0.0m	0.0m (0)	0.0m (0)	2:34.30	28.20s	28.60s
2	The Greek General	2	1.6m	4.0m (0)	3.6m (0)	2:34.42	28.17s	28.46s
8	King Tiger	3	7.5m	3.2m (1)	3.6m (1)	2:34.86	28.23s	28.88s
1	Lord Memnock	4	10.5m	8.2m (0)	9.0m (0)	2:35.09	28.26s	28.71s
7	Dougs Flame	5	14.5m	12.4m (0)	13.0m (1)	2:35.39	28.24s	28.71s
4	Peligroso	6	14.9m	16.4m (0)	16.2m (0)	2:35.42	28.19s	28.51s
9	Foxy Dada	7	16.5m	12.0m (1)	12.6m (2)	2:35.54	28.24s	28.88s
5	Hes A Meister	8	16.9m	7.6m (1)	8.6m (1)	2:35.57	28.27s	29.19s


Finish Position and metres gained

First Arrow shows distance gain/loss from 2nd Qtr to 3rd Qtr,
Second Arrow shows distance gain/loss from 3rd Qtr to Finish
Blue arrow indicates best gain in these quarters.



800

Visual positions in race at 2nd Quarter



400

Visual positions in race at 3rd Quarter



Powered by



Harness Analyser

Sectional Analysis Software

Not just form | Free Trial

www.facebook.com/PJHarnessRacing



RISE Digital, Harness Racing Australia nor the provider accepts any responsibility for the completeness or accuracy of any of the information contained herein, and makes no representations about its suitability for any particular purpose. Users should make their own judgements about those matters and/or seek independent advice. You assume all risks associated with use of data provided on this page

Penrith Race 6 Distance 1720m

Thursday, 11 September 2025


Gross Time: 2:07.40 MileRate: 1:59.20 LeadTime: 7.50s First Qtr: 30.20s Second Qtr: 30.50s Third Qtr: 29.60s Fourth Qtr: 29.60s

DATA TABLE: 800 / 400 Posi's are position from leader and (how wide the horse was at that position)

No	Horse	Plc	Mar	800 Posi	400 Posi	Time	3rd Qtr	4th Qt
1	August Star	1	0.0m	0.0m (0)	0.0m (0)	2:07.40	29.60s	29.60s
8	Midnight Haze	2	3.0m	8.2m (0)	8.6m (0)	2:07.63	29.63s	29.19s
7	Stay Lucky	3	4.6m	4.2m (0)	4.2m (0)	2:07.76	29.60s	29.63s
6	Between Decks	4	4.7m	8.2m (1)	3.2m (2)	2:07.76	29.23s	29.71s
9	Designa Label	5	5.1m	12.6m (1)	9.6m (1)	2:07.80	29.38s	29.27s
10	Hungry Joe	6	7.2m	11.2m (2)	14.2m (1)	2:07.96	29.82s	29.08s
11	Dynamite Danni	7	9.4m	14.6m (0)	12.8m (0)	2:08.13	29.47s	29.35s
2	Tennessee Kid	8	18.8m	4.2m (1)	4.0m (1)	2:08.86	29.59s	30.69s
4	Kirphilbri	9	20.9m	7.0m (2)	13.8m (2)	2:09.02	30.10s	30.12s
3	Perfected	10	38.0m	0.8m (2)	9.6m (2)	2:10.35	30.25s	31.69s

Finish Position and metres gained

First Arrow shows distance gain/loss from 2nd Qtr to 3rd Qtr,
Second Arrow shows distance gain/loss from 3rd Qtr to Finish
Blue arrow indicates best gain in these quarters.



800

Visual positions in race at 2nd Quarter



400

Visual positions in race at 3rd Quarter



Powered by



Harness Analyser

Sectional Analysis Software

Not just form | Free Trial

www.facebook.com/PJHarnessRacing



RISE Digital, Harness Racing Australia nor the provider accepts any responsibility for the completeness or accuracy of any of the information contained herein, and makes no representations about its suitability for any particular purpose. Users should make their own judgements about those matters and/or seek independent advice. You assume all risks associated with use of data provided on this page

Penrith Race 7 Distance 2125m

Thursday, 11 September 2025


Gross Time: 2:36.40 MileRate: 1:58.40 LeadTime: 37.60s First Qtr: 30.70s Second Qtr: 30.20s Third Qtr: 28.80s Fourth Qtr: 29.10s

DATA TABLE: 800 / 400 Posi's are position from leader and (how wide the horse was at that position)

No	Horse	Plc	Mar	800 Posi	400 Posi	Time	3rd Qtr	4th Qt
3	Mizzz Adele	1	0.0m	0.0m (0)	0.0m (0)	2:36.40	28.80s	29.10s
4	Lookin Good Margie	2	3.3m	4.0m (0)	4.0m (0)	2:36.65	28.80s	29.05s
1	Reign Maker	3	5.4m	7.8m (0)	8.2m (0)	2:36.81	28.83s	28.90s
9	Madazalways	4	10.8m	17.8m (0)	17.4m (1)	2:37.22	28.77s	28.62s
5	Stellina	5	11.1m	5.8m (1)	6.2m (2)	2:37.25	28.83s	29.45s
7	Diletto	6	11.1m	11.6m (0)	12.6m (0)	2:37.25	28.87s	28.99s
2	Roll To The Top	7	18.8m	10.0m (1)	10.2m (2)	2:37.84	28.81s	29.72s
6	Little Cessna	8	20.0m	18.8m (1)	19.0m (2)	2:37.93	28.81s	29.17s
10	Charlies Ace	9	21.1m	1.6m (1)	2.2m (1)	2:38.01	28.84s	30.47s
8	Petes Big Jim	10	22.1m	14.0m (1)	14.2m (2)	2:38.09	28.81s	29.67s

Finish Position and metres gained

First Arrow shows distance gain/loss from 2nd Qtr to 3rd Qtr,
Second Arrow shows distance gain/loss from 3rd Qtr to Finish
Blue arrow indicates best gain in these quarters.



800

Visual positions in race at 2nd Quarter



400

Visual positions in race at 3rd Quarter



Powered by



Harness Analyser

Sectional Analysis Software

Not just form | Free Trial

www.facebook.com/PJHarnessRacing



RISE Digital, Harness Racing Australia nor the provider accepts any responsibility for the completeness or accuracy of any of the information contained herein, and makes no representations about its suitability for any particular purpose. Users should make their own judgements about those matters and/or seek independent advice. You assume all risks associated with use of data provided on this page

Penrith Race 8 Distance 2125m

Thursday, 11 September 2025

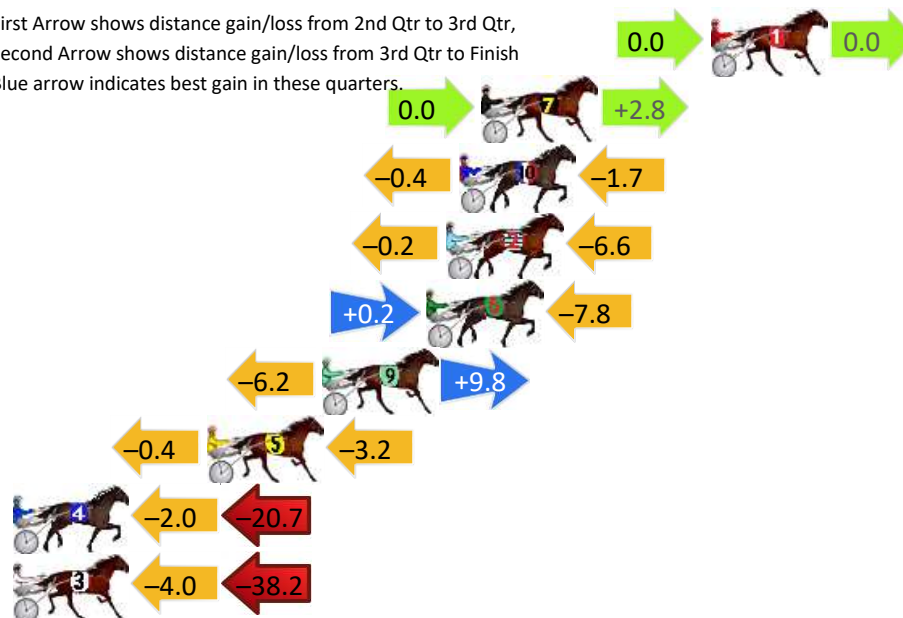
Gross Time: 2:37.00 MileRate: 1:58.90 LeadTime: 38.40s First Qtr: 30.50s Second Qtr: 29.50s Third Qtr: 29.00s Fourth Qtr: 29.60s

DATA TABLE: 800 / 400 Posi's are position from leader and (how wide the horse was at that position)

No	Horse	Plc	Mar	800 Posi	400 Posi	Time	3rd Qtr	4th Qt
1	Magnetic Storm	1	0.0m	0.0m (0)	0.0m (0)	2:37.00	29.00s	29.60s
7	Inside Magic	2	9.2m	12.0m (0)	12.0m (1)	2:37.71	29.00s	29.39s
10	Madam Tiger	3	10.1m	8.0m (0)	8.4m (0)	2:37.78	29.03s	29.73s
2	Ima Sweet Torque	4	10.6m	3.8m (0)	4.0m (0)	2:37.82	29.01s	30.09s
6	Hellovatime	5	11.4m	3.8m (1)	3.6m (1)	2:37.88	28.98s	30.17s
9	Eclipse Line	6	15.6m	19.2m (0)	25.4m (0)	2:38.21	29.46s	28.88s
5	Tiger Eupheme	7	20.2m	16.6m (1)	17.0m (1)	2:38.57	29.03s	29.84s
4	The County Sheriff	8	30.7m	8.0m (1)	10.0m (2)	2:39.38	29.13s	31.12s
3	Celebrity Princess	9	54.8m	12.6m (1)	16.6m (2)	2:41.25	29.26s	32.41s

Finish Position and metres gained

First Arrow shows distance gain/loss from 2nd Qtr to 3rd Qtr,
Second Arrow shows distance gain/loss from 3rd Qtr to Finish
Blue arrow indicates best gain in these quarters.



800

Visual positions in race at 2nd Quarter



400

Visual positions in race at 3rd Quarter



Powered by



Harness Analyser

Sectional Analysis Software

Not just form | Free Trial

www.facebook.com/PJHarnessRacing



RISE Digital, Harness Racing Australia nor the provider accepts any responsibility for the completeness or accuracy of any of the information contained herein, and makes no representations about its suitability for any particular purpose. Users should make their own judgements about those matters and/or seek independent advice. You assume all risks associated with use of data provided on this page