

Newcastle Race 1 Distance 1609m

Friday, 12 September 2025


Gross Time: 1:55.20 MileRate: 1:55.20 LeadTime: 0.00s First Qtr: 28.30s Second Qtr: 30.50s Third Qtr: 28.70s Fourth Qtr: 27.70s

DATA TABLE: 800 / 400 Posi's are position from leader and (how wide the horse was at that position)

No	Horse	Plc	Mar	800 Posi	400 Posi	Time	3rd Qtr	4th Qt
5	Soho The Real Deal	1	0.0m	0.0m (0)	0.0m (0)	1:55.20	28.70s	27.70s
1	Some Chevron	2	0.6m	4.5m (0)	4.0m (0)	1:55.24	28.66s	27.46s
2	Bat Matson	3	4.0m	13.5m (0)	12.0m (0)	1:55.49	28.58s	27.15s
3	McCrikey	4	10.4m	7.6m (1)	6.3m (1)	1:55.96	28.60s	28.02s
9	Paratrouper	5	11.4m	9.0m (0)	8.0m (0)	1:56.03	28.62s	27.97s
10	Abstract Art	6	11.7m	3.1m (1)	2.3m (1)	1:56.05	28.64s	28.39s
6	Major Mickey	7	12.3m	18.5m (0)	16.0m (0)	1:56.10	28.50s	27.48s
8	Night To Remember	8	17.6m	11.5m (1)	10.3m (1)	1:56.48	28.60s	28.26s
4	Lochiel	9	19.4m	15.4m (1)	13.7m (2)	1:56.61	28.56s	28.15s
7	Our Princess Kennedy	10	20.6m	20.5m (1)	19.4m (1)	1:56.70	28.60s	27.84s

Finish Position and metres gained

First Arrow shows distance gain/loss from 2nd Qtr to 3rd Qtr,
Second Arrow shows distance gain/loss from 3rd Qtr to Finish
Blue arrow indicates best gain in these quarters.



800

Visual positions in race at 2nd Quarter



400

Visual positions in race at 3rd Quarter



Powered by



Harness Analyser

Sectional Analysis Software

Not just form | Free Trial

www.facebook.com/PJHarnessRacing



RISE Digital, Harness Racing Australia nor the provider accepts any responsibility for the completeness or accuracy of any of the information contained herein, and makes no representations about its suitability for any particular purpose. Users should make their own judgements about those matters and/or seek independent advice. You assume all risks associated with use of data provided on this page

Newcastle Race 2 Distance 1609m

Friday, 12 September 2025



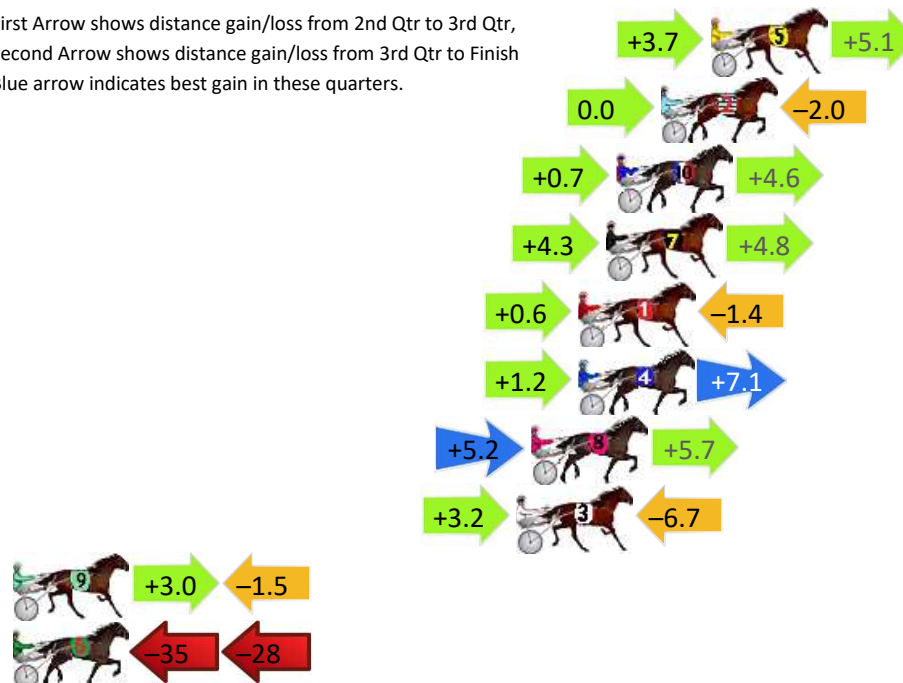
Gross Time: 1:54.60 MileRate: 1:54.60 LeadTime: 0.00s First Qtr: 27.10s Second Qtr: 30.30s Third Qtr: 28.40s Fourth Qtr: 28.80s

DATA TABLE: 800 / 400 Posi's are position from leader and (how wide the horse was at that position)

No	Horse	Plc	Mar	800 Posi	400 Posi	Time	3rd Qtr	4th Qt
5	Heza Player	1	0.0m	8.8m (1)	5.1m (1)	1:54.60	28.14s	28.44s
2	Mister Cheese	2	2.0m	0.0m (0)	0.0m (0)	1:54.75	28.40s	28.95s
10	Bettor Keep Rocking	3	3.8m	9.1m (0)	8.4m (0)	1:54.89	28.36s	28.49s
7	Yesnomaybeso	4	4.2m	13.3m (1)	9.0m (1)	1:54.92	28.10s	28.48s
1	Stealth Bomba	5	5.3m	4.5m (0)	3.9m (0)	1:55.00	28.36s	28.92s
4	The Irish Eagle	5	5.3m	13.6m (0)	12.4m (0)	1:55.00	28.32s	28.32s
8	Mini Mine Yet	7	7.2m	18.1m (0)	12.9m (1)	1:55.14	28.04s	28.42s
3	Amillion Promises	8	7.8m	4.3m (1)	1.1m (1)	1:55.19	28.18s	29.31s
9	Kissmelvis	9	33.6m	35.1m (0)	32.1m (0)	1:57.14	28.20s	29.06s
6	Peppa Bliss	10	80.6m	18.4m (1)	53.2m (0)	2:00.69	30.88s	31.11s

Finish Position and metres gained

First Arrow shows distance gain/loss from 2nd Qtr to 3rd Qtr,
Second Arrow shows distance gain/loss from 3rd Qtr to Finish
Blue arrow indicates best gain in these quarters.



Newcastle Race 3 Distance 1609m

Friday, 12 September 2025


Gross Time: 1:54.00 MileRate: 1:54.00 LeadTime: 0.00s First Qtr: 27.70s Second Qtr: 28.50s Third Qtr: 28.40s Fourth Qtr: 29.40s

DATA TABLE: 800 / 400 Posi's are position from leader and (how wide the horse was at that position)

NoHorse	Plc	Mar	800 Posi	400 Posi	Time	3rd Qtr	4th Qt
9 Mister Poverty	1	0.0m	13.6m (0)	3.9m (2)	1:54.00	27.72s	29.12s
10 Sensationalize	2	1.3m	0.0m (0)	0.0m (0)	1:54.10	28.40s	29.50s
4 Sinbinned	3	11.6m	6.0m (1)	7.8m (1)	1:54.89	28.54s	29.73s
6 Joe By The Seaside	4	12.7m	20.1m (1)	11.7m (1)	1:54.98	27.82s	29.54s
8 Sweet Rocky	5	14.1m	24.1m (1)	10.0m (2)	1:55.09	27.42s	29.77s
1 Ultimate Rhapsody	6	16.5m	9.6m (0)	9.5m (0)	1:55.27	28.40s	29.99s
5 Blazin Chimes	7	18.4m	1.4m (1)	3.4m (1)	1:55.42	28.54s	30.58s
7 My Ultimate Hugo	8	19.9m	21.0m (0)	16.2m (0)	1:55.53	28.08s	29.77s
3 Little Frenchie	9	29.2m	4.0m (0)	5.6m (0)	1:56.25	28.52s	31.25s
2 Eiffel From Heaven	10	30.1m	15.0m (1)	17.3m (1)	1:56.32	28.58s	30.48s

Finish Position and metres gained

First Arrow shows distance gain/loss from 2nd Qtr to 3rd Qtr,
Second Arrow shows distance gain/loss from 3rd Qtr to Finish
Blue arrow indicates best gain in these quarters.



Visual positions in race at 2nd Quarter

800



Visual positions in race at 3rd Quarter

400



Powered by



Harness Analyser

Sectional Analysis Software

Not just form | Free Trial

www.facebook.com/PJHarnessRacing



RISE Digital, Harness Racing Australia nor the provider accepts any responsibility for the completeness or accuracy of any of the information contained herein, and makes no representations about its suitability for any particular purpose. Users should make their own judgements about those matters and/or seek independent advice. You assume all risks associated with use of data provided on this page

Newcastle Race 4 Distance 2030m

Friday, 12 September 2025

Gross Time: 2:26.80

MileRate: 1:56.40

LeadTime: 30.20s

First Qtr: 30.90s

Second Qtr: 29.50s

Third Qtr: 28.10s


Fourth Qtr: 28.10s

DATA TABLE: 800 / 400 Posi's are position from leader and (how wide the horse was at that position)

NoHorse	Plc	Mar	800 Posi	400 Posi	Time	3rd Qtr	4th Qt
3 Soho Majestic	1	0.0m	0.0m (0)	0.0m (0)	2:26.80	28.10s	28.10s
1 Upstream	2	3.7m	4.6m (0)	4.0m (0)	2:27.07	28.06s	28.09s
9 Errol Fin	3	12.7m	9.2m (0)	8.6m (0)	2:27.74	28.06s	28.44s
5 Watslavgottado	4	23.9m	12.3m (1)	11.5m (2)	2:28.57	28.04s	29.07s
7 Kasbah	5	24.8m	2.6m (1)	1.2m (1)	2:28.63	28.00s	29.85s
6 Ultimate Empire	6	28.5m	17.5m (1)	15.5m (1)	2:28.90	27.96s	29.12s
10 Spearhead	7	28.6m	14.3m (0)	13.8m (0)	2:28.91	28.06s	29.25s
8 Annie Crocker	8	29.5m	18.9m (0)	19.5m (0)	2:28.98	28.14s	28.92s
4 Lachies Ideal	9	71.7m	7.7m (1)	8.6m (1)	2:32.10	28.16s	32.80s

Finish Position and metres gained

First Arrow shows distance gain/loss from 2nd Qtr to 3rd Qtr,
Second Arrow shows distance gain/loss from 3rd Qtr to Finish
Blue arrow indicates best gain in these quarters.



800

Visual positions in race at 2nd Quarter



400

Visual positions in race at 3rd Quarter



Powered by



Harness Analyser

Sectional Analysis Software

Not just form | Free Trial

www.facebook.com/PJHarnessRacing



RISE Digital, Harness Racing Australia nor the provider accepts any responsibility for the completeness or accuracy of any of the information contained herein, and makes no representations about its suitability for any particular purpose. Users should make their own judgements about those matters and/or seek independent advice. You assume all risks associated with use of data provided on this page

Newcastle Race 5 Distance 2030m

Friday, 12 September 2025

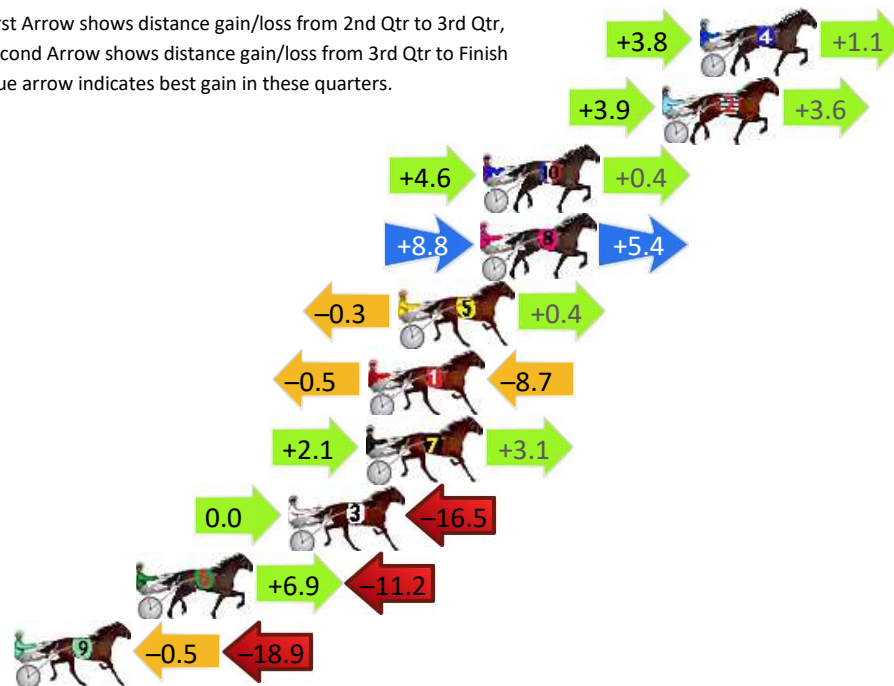
Gross Time: 2:26.90 MileRate: 1:56.50 LeadTime: 29.50s First Qtr: 31.10s Second Qtr: 29.80s Third Qtr: 27.70s Fourth Qtr: 28.80s

DATA TABLE: 800 / 400 Posi's are position from leader and (how wide the horse was at that position)

No	Horse	Plc	Mar	800 Posi	400 Posi	Time	3rd Qtr	4th Qt
4	Saint Crusader	1	0.0m	4.9m (1)	1.1m (1)	2:26.90	27.44s	28.72s
2	Three Rivers	2	1.5m	9.0m (1)	5.1m (1)	2:27.01	27.44s	28.55s
10	Rocktagonal	3	8.7m	13.7m (1)	9.1m (1)	2:27.56	27.40s	28.82s
8	Port Au Prince	4	8.8m	23.0m (1)	14.2m (1)	2:27.57	27.12s	28.47s
5	Fast Tracker	5	12.1m	12.2m (0)	12.5m (0)	2:27.81	27.74s	28.83s
1	Sally Bigtime	6	13.3m	4.1m (0)	4.6m (0)	2:27.91	27.74s	29.49s
7	Betterthanfederer	7	13.4m	18.6m (0)	16.5m (0)	2:27.91	27.58s	28.65s
3	Bushy Beach	8	16.5m	0.0m (0)	0.0m (0)	2:28.15	27.70s	30.05s
6	Major Reason	9	22.6m	18.3m (1)	11.4m (2)	2:28.61	27.24s	29.71s
9	Rock Fisherman	10	27.5m	8.1m (0)	8.6m (0)	2:28.98	27.74s	30.28s

Finish Position and metres gained

First Arrow shows distance gain/loss from 2nd Qtr to 3rd Qtr,
Second Arrow shows distance gain/loss from 3rd Qtr to Finish
Blue arrow indicates best gain in these quarters.



800

Visual positions in race at 2nd Quarter



400

Visual positions in race at 3rd Quarter



Powered by



Harness Analyser

Sectional Analysis Software

Not just form | Free Trial

www.facebook.com/PJHarnessRacing



RISE Digital, Harness Racing Australia nor the provider accepts any responsibility for the completeness or accuracy of any of the information contained herein, and makes no representations about its suitability for any particular purpose. Users should make their own judgements about those matters and/or seek independent advice. You assume all risks associated with use of data provided on this page

Newcastle Race 6 Distance 2030m

Friday, 12 September 2025



Gross Time: 2:28.60 MileRate: 1:57.80 LeadTime: 30.00s First Qtr: 29.00s Second Qtr: 29.90s Third Qtr: 29.50s Fourth Qtr: 30.20s

DATA TABLE: 800 / 400 Posi's are position from leader and (how wide the horse was at that position)

NoHorse	Plc	Mar	800 Posi	400 Posi	Time	3rd Qtr	4th Qt
2 War Western	1	0.0m	3.0m (1)	0.5m (1)	2:28.60	29.32s	30.16s
7 Uncle Gregory	2	4.7m	15.8m (0)	12.4m (0)	2:28.97	29.26s	29.65s
10 Nifty Studleigh	3	5.5m	12.0m (0)	9.7m (1)	2:29.03	29.34s	29.91s
8 Katlas Dream	4	8.5m	12.8m (1)	4.3m (2)	2:29.27	28.88s	30.55s
9 Wallaroy Boy	5	8.8m	8.2m (0)	8.1m (0)	2:29.30	29.50s	30.30s
1 My Ultimate Cossie	6	9.4m	3.8m (0)	4.3m (0)	2:29.34	29.54s	30.62s
4 Our Art Christian	7	16.8m	8.5m (1)	5.9m (1)	2:29.93	29.32s	31.09s
3 Gunfightersghost	8	16.9m	20.2m (0)	16.7m (0)	2:29.94	29.26s	30.30s
6 Elouisa Dale	9	18.4m	17.2m (1)	9.2m (2)	2:30.06	28.92s	30.98s
5 Beancounter	10	20.3m	0.0m (0)	0.0m (0)	2:30.21	29.50s	31.81s

Finish Position and metres gained

First Arrow shows distance gain/loss from 2nd Qtr to 3rd Qtr,
Second Arrow shows distance gain/loss from 3rd Qtr to Finish
Blue arrow indicates best gain in these quarters.



Visual positions in race at 2nd Quarter



Visual positions in race at 3rd Quarter

Newcastle Race 7 Distance 2030m

Friday, 12 September 2025

Gross Time: 2:29.80

MileRate: 1:58.70

LeadTime: 29.80s

First Qtr: 31.40s

Second Qtr: 30.10s

Third Qtr: 28.70s


Fourth Qtr: 29.80s

DATA TABLE: 800 / 400 Posi's are position from leader and (how wide the horse was at that position)

NoHorse	Plc	Mar	800 Posi	400 Posi	Time	3rd Qtr	4th Qt
7 Mister Brillante	1	0.0m	16.5m (1)	16.5m (1)	2:29.80	28.72s	28.60s
2 Feisty Tiger	2	0.1m	3.7m (1)	3.3m (1)	2:29.81	28.68s	29.57s
10 Lucky Rictor	3	0.8m	7.6m (1)	7.2m (1)	2:29.86	28.68s	29.34s
5 Need Four Speed	4	1.2m	0.0m (0)	0.0m (0)	2:29.89	28.70s	29.89s
9 Heez Reasonable	5	5.6m	12.9m (0)	12.1m (1)	2:30.24	28.66s	29.36s
1 Driving Miss Molly	6	6.7m	9.0m (0)	9.4m (0)	2:30.32	28.74s	29.64s
8 Peppercorn Barry	7	7.6m	4.5m (0)	5.0m (0)	2:30.39	28.74s	30.03s
6 Tralee Snickas	8	14.4m	12.6m (1)	12.7m (2)	2:30.92	28.72s	30.00s
3 Heavenly Turbo	9	20.1m	18.0m (0)	19.8m (0)	2:31.37	28.86s	29.93s
4 Letmebeclear	10	69.6m	21.6m (1)	25.9m (0)	2:35.23	29.04s	33.35s

Finish Position and metres gained

First Arrow shows distance gain/loss from 2nd Qtr to 3rd Qtr,
Second Arrow shows distance gain/loss from 3rd Qtr to Finish
Blue arrow indicates best gain in these quarters.



800

Visual positions in race at 2nd Quarter



400

Visual positions in race at 3rd Quarter



Powered by



Harness Analyser

Sectional Analysis Software

Not just form | Free Trial

www.facebook.com/PJHarnessRacing



RISE Digital, Harness Racing Australia nor the provider accepts any responsibility for the completeness or accuracy of any of the information contained herein, and makes no representations about its suitability for any particular purpose. Users should make their own judgements about those matters and/or seek independent advice. You assume all risks associated with use of data provided on this page

Newcastle Race 8 Distance 1609m

Friday, 12 September 2025

Gross Time: 1:55.40 MileRate: 1:55.40 LeadTime: 0.00s First Qtr: 27.60s Second Qtr: 29.10s Third Qtr: 28.60s Fourth Qtr: 30.10s

DATA TABLE: 800 / 400 Posi's are position from leader and (how wide the horse was at that position)

No	Horse	Plc	Mar	800 Posi	400 Posi	Time	3rd Qtr	4th Qt
4	Rockin Miss Regina	1	0.0m	5.4m (1)	7.1m (1)	1:55.40	28.74s	29.58s
2	Janelle May	2	0.0m	9.6m (0)	11.5m (0)	1:55.40	28.76s	29.26s
5	Miki Be Free	3	7.2m	0.0m (0)	0.0m (0)	1:55.97	28.60s	30.67s
9	Reckless Convict	4	12.7m	13.5m (0)	15.9m (0)	1:56.40	28.80s	29.94s
10	Kay Jay Miki	5	15.9m	10.4m (1)	13.7m (1)	1:56.65	28.86s	30.35s
3	Keayang Harlow	6	19.0m	5.1m (0)	6.6m (0)	1:56.90	28.72s	31.12s
8	Howitis	7	24.5m	19.1m (0)	20.8m (0)	1:57.33	28.76s	30.51s
6	Miss Adonis	8	25.3m	20.5m (1)	26.3m (3)	1:57.39	29.06s	30.17s
1	Mygirlvenus	9	64.5m	0.9m (1)	21.9m (1)	2:00.48	30.14s	33.58s
7	Goldnglitz	10	82.3m	15.5m (1)	24.7m (2)	2:01.89	29.30s	34.79s

Finish Position and metres gained

First Arrow shows distance gain/loss from 2nd Qtr to 3rd Qtr,
Second Arrow shows distance gain/loss from 3rd Qtr to Finish
Blue arrow indicates best gain in these quarters.

