

# Wagga Riverina Race 1 Distance 1740m

Friday, 12 September 2025

Gross Time: 2:05.10

MileRate: 1:55.70

LeadTime: 8.50s

First Qtr: 30.00s

Second Qtr: 30.10s

Third Qtr: 28.00s



Fourth Qtr: 28.50s

DATA TABLE: 800 / 400 Posi's are position from leader and (how wide the horse was at that position)

NoHorse	Plc	Mar	800 Posi	400 Posi	Time	3rd Qtr	4th Qt
3 La Cavalletta	1	0.0m	0.0m (0)	0.0m (0)	2:05.10	28.00s	28.50s
5 Significant Laz	2	13.9m	12.4m (0)	19.8m (0)	2:06.14	28.52s	28.08s
4 Happy Too Ya	3	15.9m	8.4m (0)	15.8m (0)	2:06.29	28.52s	28.51s
6 Alwaysatthebeach	4	17.2m	10.4m (1)	19.0m (2)	2:06.39	28.61s	28.37s
8 Pencil Me In	5	19.5m	14.8m (1)	23.2m (2)	2:06.56	28.59s	28.24s
1 Kristysgirl	6	21.3m	6.6m (1)	15.4m (1)	2:06.69	28.61s	28.92s
7 Charging Bull	7	24.0m	18.0m (0)	26.2m (0)	2:06.90	28.58s	28.34s
2 Keayang Santiago	8	25.9m	4.0m (0)	7.2m (0)	2:07.04	28.21s	29.82s

## Finish Position and metres gained

First Arrow shows distance gain/loss from 2nd Qtr to 3rd Qtr,  
Second Arrow shows distance gain/loss from 3rd Qtr to Finish  
Blue arrow indicates best gain in these quarters.



800

Visual positions in race at 2nd Quarter



400

Visual positions in race at 3rd Quarter



Powered by



Harness Analyser

Sectional Analysis Software

Not just form | Free Trial

[www.facebook.com/PJHarnessRacing](http://www.facebook.com/PJHarnessRacing)



RISE Digital, Harness Racing Australia nor the provider accepts any responsibility for the completeness or accuracy of any of the information contained herein, and makes no representations about its suitability for any particular purpose. Users should make their own judgements about those matters and/or seek independent advice. You assume all risks associated with use of data provided on this page

# Wagga Riverina Race 2 Distance 1740m

Friday, 12 September 2025

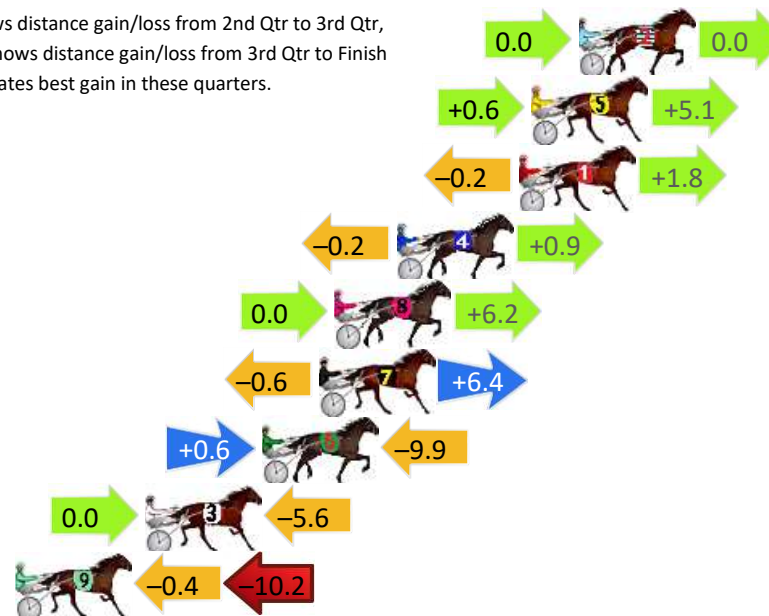
Gross Time: 2:05.30 MileRate: 1:55.90 LeadTime: 8.70s First Qtr: 30.30s Second Qtr: 28.90s Third Qtr: 29.80s Fourth Qtr: 27.60s

DATA TABLE: 800 / 400 Posi's are position from leader and (how wide the horse was at that position)

No	Horse	Plc	Mar	800 Posi	400 Posi	Time	3rd Qtr	4th Qt
2	Ottos Wealth	1	0.0m	0.0m (0)	0.0m (0)	2:05.30	29.80s	27.60s
5	Our Rocky	2	1.9m	7.6m (1)	7.0m (1)	2:05.44	29.74s	27.25s
1	Bettes Blue Violet	3	2.4m	4.0m (0)	4.2m (0)	2:05.47	29.81s	27.48s
4	Roll The Aces	4	7.3m	8.0m (0)	8.2m (0)	2:05.83	29.81s	27.54s
8	Millwood Grace	5	9.8m	16.0m (1)	16.0m (1)	2:06.01	29.78s	27.17s
7	Im Harvey Specter	6	10.4m	16.2m (0)	16.8m (0)	2:06.06	29.83s	27.16s
6	Melati Boy	7	12.7m	3.4m (1)	2.8m (1)	2:06.22	29.78s	28.28s
3	Goodtime Jazzi	8	17.4m	11.8m (1)	11.8m (1)	2:06.56	29.82s	27.98s
9	The Banker	9	22.6m	12.0m (0)	12.4m (0)	2:06.94	29.86s	28.30s

## Finish Position and metres gained

First Arrow shows distance gain/loss from 2nd Qtr to 3rd Qtr,  
Second Arrow shows distance gain/loss from 3rd Qtr to Finish  
Blue arrow indicates best gain in these quarters.



800

Visual positions in race at 2nd Quarter



400

Visual positions in race at 3rd Quarter



Powered by



Harness Analyser

Sectional Analysis Software

Not just form | Free Trial

[www.facebook.com/PJHarnessRacing](http://www.facebook.com/PJHarnessRacing)



RISE Digital, Harness Racing Australia nor the provider accepts any responsibility for the completeness or accuracy of any of the information contained herein, and makes no representations about its suitability for any particular purpose. Users should make their own judgements about those matters and/or seek independent advice. You assume all risks associated with use of data provided on this page

# Wagga Riverina Race 3 Distance 1740m

Friday, 12 September 2025

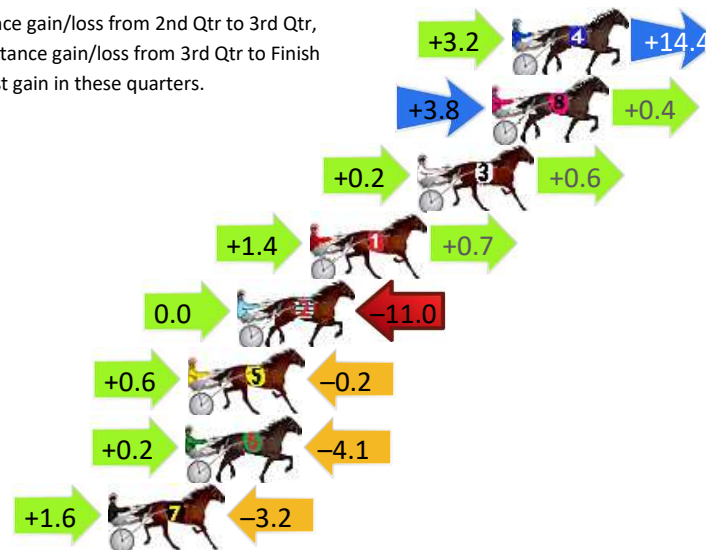
Gross Time: 2:05.60 MileRate: 1:56.20 LeadTime: 8.80s First Qtr: 29.70s Second Qtr: 29.10s Third Qtr: 29.00s Fourth Qtr: 29.00s

DATA TABLE: 800 / 400 Posi's are position from leader and (how wide the horse was at that position)

NoHorse	Plc	Mar	800 Posi	400 Posi	Time	3rd Qtr	4th Qt
4 Papenhuyzen	1	0.0m	17.6m (1)	14.4m (2)	2:05.60	28.77s	27.96s
8 Amerikin Runa	2	0.8m	5.0m (1)	1.2m (1)	2:05.66	28.73s	28.97s
3 Im On No Sleep	3	3.8m	4.6m (0)	4.4m (0)	2:05.89	28.99s	28.96s
1 Bound For Trouble	4	8.1m	10.2m (0)	8.8m (0)	2:06.22	28.90s	28.95s
2 Miki Loch	5	11.0m	0.0m (0)	0.0m (0)	2:06.44	29.00s	29.79s
5 Rosie Pollen	6	13.0m	13.4m (1)	12.8m (1)	2:06.59	28.96s	29.01s
6 Bondi Lass	7	13.1m	9.2m (1)	9.0m (1)	2:06.60	28.99s	29.30s
7 Spread The Fear	8	16.2m	14.6m (0)	13.0m (0)	2:06.83	28.88s	29.23s


## Finish Position and metres gained

First Arrow shows distance gain/loss from 2nd Qtr to 3rd Qtr,  
Second Arrow shows distance gain/loss from 3rd Qtr to Finish  
Blue arrow indicates best gain in these quarters.



800

Visual positions in race at 2nd Quarter



400

Visual positions in race at 3rd Quarter



Powered by



Harness Analyser

Sectional Analysis Software

Not just form | Free Trial

[www.facebook.com/PJHarnessRacing](http://www.facebook.com/PJHarnessRacing)



RISE Digital, Harness Racing Australia nor the provider accepts any responsibility for the completeness or accuracy of any of the information contained herein, and makes no representations about its suitability for any particular purpose. Users should make their own judgements about those matters and/or seek independent advice. You assume all risks associated with use of data provided on this page

# Wagga Riverina Race 4 Distance 1740m

Friday, 12 September 2025




Gross Time: 2:03.60 MileRate: 1:54.30 LeadTime: 8.50s First Qtr: 28.60s Second Qtr: 28.70s Third Qtr: 29.00s Fourth Qtr: 28.80s

DATA TABLE: 800 / 400 Posi's are position from leader and (how wide the horse was at that position)

No	Horse	Plc	Mar	800 Posi	400 Posi	Time	3rd Qtr	4th Qt
5	This Time	1	0.0m	0.0m (0)	0.0m (0)	2:03.60	29.00s	28.80s
4	Jiliby Ryder	2	0.6m	11.6m (1)	7.2m (2)	2:03.65	28.68s	28.33s
2	Tuffasoldboots	3	3.5m	7.6m (1)	9.6m (0)	2:03.86	29.14s	28.36s
8	Weona Miss Miki	4	5.1m	16.2m (1)	2.2m (2)	2:03.99	27.99s	29.01s
7	Turbo Jay	5	5.7m	3.2m (1)	3.6m (1)	2:04.03	29.03s	28.95s
1	Im Princess Nellie	6	7.5m	8.6m (0)	16.8m (0)	2:04.17	29.59s	28.13s
6	Miss Tiger	7	14.6m	13.0m (0)	17.2m (1)	2:04.70	29.30s	28.61s
3	Hungryforlove	8	86.2m	4.2m (0)	22.0m (0)	2:10.12	30.29s	33.40s

## Finish Position and metres gained

First Arrow shows distance gain/loss from 2nd Qtr to 3rd Qtr,  
Second Arrow shows distance gain/loss from 3rd Qtr to Finish  
Blue arrow indicates best gain in these quarters.





# Wagga Riverina Race 5 Distance 1740m

Friday, 12 September 2025

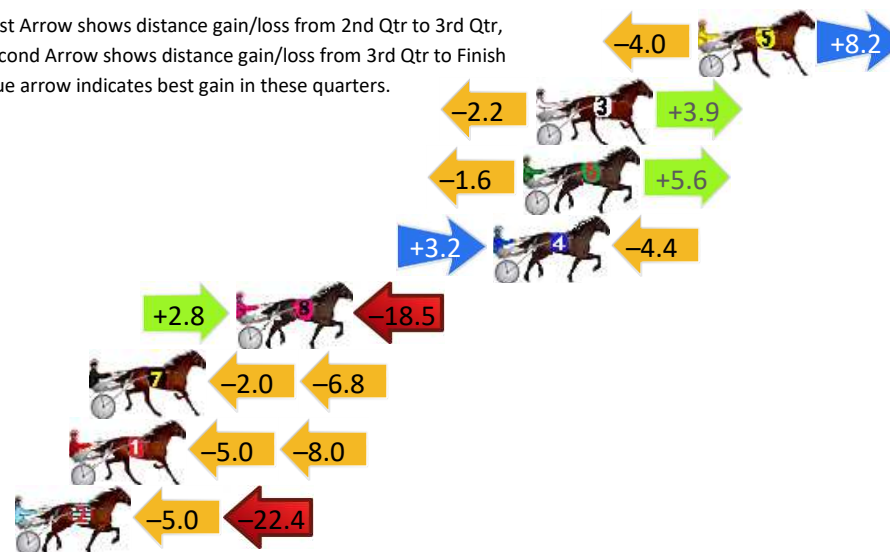
Gross Time: 2:04.80 MileRate: 1:55.40 LeadTime: 8.40s First Qtr: 28.70s Second Qtr: 30.10s Third Qtr: 28.20s Fourth Qtr: 29.40s

DATA TABLE: 800 / 400 Posi's are position from leader and (how wide the horse was at that position)

No	Horse	Plc	Mar	800 Posi	400 Posi	Time	3rd Qtr	4th Qt
5	View The Art	1	0.0m	4.2m (0)	8.2m (1)	2:04.80	28.50s	28.80s
3	Lewendon	2	6.5m	8.2m (0)	10.4m (0)	2:05.30	28.36s	29.11s
6	Reason To Laugh	3	7.0m	11.0m (1)	12.6m (1)	2:05.34	28.32s	28.99s
4	Wazowski	4	8.2m	7.0m (1)	3.8m (1)	2:05.43	27.96s	29.72s
8	Papier Mache	5	18.5m	2.8m (1)	0.0m (0)	2:06.23	27.97s	30.75s
7	Stars Abroad	6	24.4m	15.6m (1)	17.6m (1)	2:06.68	28.33s	29.90s
1	Yankee Babe	7	25.2m	12.2m (0)	17.2m (0)	2:06.74	28.55s	29.98s
2	Set Play	8	27.4m	0.0m (0)	5.0m (0)	2:06.91	28.52s	31.04s

## Finish Position and metres gained

First Arrow shows distance gain/loss from 2nd Qtr to 3rd Qtr,  
Second Arrow shows distance gain/loss from 3rd Qtr to Finish  
Blue arrow indicates best gain in these quarters.



800

Visual positions in race at 2nd Quarter



400

Visual positions in race at 3rd Quarter

# Wagga Riverina Race 6 Distance 1740m

Friday, 12 September 2025


Gross Time: 2:05.90 MileRate: 1:56.40 LeadTime: 8.60s First Qtr: 29.70s Second Qtr: 29.40s Third Qtr: 29.40s Fourth Qtr: 28.80s

DATA TABLE: 800 / 400 Posi's are position from leader and (how wide the horse was at that position)

No	Horse	Plc	Mar	800 Posi	400 Posi	Time	3rd Qtr	4th Qt
3	Braebeach	1	0.0m	0.0m (0)	0.0m (0)	2:05.90	29.40s	28.80s
7	Spring Delight	2	1.0m	12.0m (1)	10.2m (2)	2:05.98	29.26s	28.14s
8	Hes A Terror	3	6.5m	16.2m (1)	14.0m (2)	2:06.39	29.24s	28.26s
2	Mop	4	9.1m	7.8m (1)	6.0m (2)	2:06.59	29.27s	29.02s
1	Khulan Kid	5	9.5m	9.8m (0)	10.2m (1)	2:06.62	29.43s	28.75s
5	Fiftyshadesofhay	6	15.9m	3.0m (1)	3.4m (1)	2:07.10	29.44s	29.69s
9	Betterthantheboyz	7	22.3m	14.2m (0)	15.2m (0)	2:07.59	29.48s	29.31s
6	Blues Terror	8	22.7m	19.4m (0)	20.2m (0)	2:07.62	29.46s	28.98s
4	Tiger Cheddar	9	43.0m	5.2m (0)	8.0m (0)	2:09.15	29.63s	31.31s

## Finish Position and metres gained

First Arrow shows distance gain/loss from 2nd Qtr to 3rd Qtr,  
Second Arrow shows distance gain/loss from 3rd Qtr to Finish  
Blue arrow indicates best gain in these quarters.



800

Visual positions in race at 2nd Quarter



400

Visual positions in race at 3rd Quarter



Powered by



Harness Analyser

Sectional Analysis Software

Not just form | Free Trial

[www.facebook.com/PJHarnessRacing](http://www.facebook.com/PJHarnessRacing)



RISE Digital, Harness Racing Australia nor the provider accepts any responsibility for the completeness or accuracy of any of the information contained herein, and makes no representations about its suitability for any particular purpose. Users should make their own judgements about those matters and/or seek independent advice. You assume all risks associated with use of data provided on this page

# Wagga Riverina Race 7 Distance 1740m

Friday, 12 September 2025

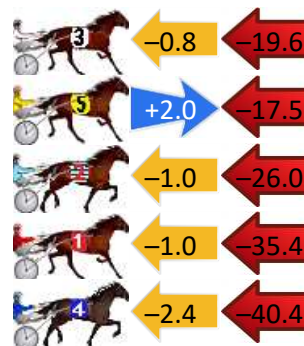
Gross Time: 2:03.60 MileRate: 1:54.40 LeadTime: 8.60s First Qtr: 29.00s Second Qtr: 29.00s Third Qtr: 28.80s Fourth Qtr: 28.20s

DATA TABLE: 800 / 400 Posi's are position from leader and (how wide the horse was at that position)

No	Horse	Plc	Mar	800 Posi	400 Posi	Time	3rd Qtr	4th Qt
8	Fear The Pain	1	0.0m	10.6m (1)	10.8m (2)	2:03.60	28.81s	27.44s
6	Treacherous Belle	2	2.8m	0.0m (0)	0.0m (0)	2:03.81	28.80s	28.40s
7	Kimcando	3	4.8m	6.6m (1)	6.8m (2)	2:03.96	28.81s	28.06s
3	Art Space	4	28.6m	8.2m (0)	9.0m (0)	2:05.72	28.87s	29.57s
5	Sara Ta Sloy	5	33.1m	17.6m (0)	15.6m (1)	2:06.05	28.67s	29.43s
2	Dove Lake	6	40.2m	13.2m (0)	14.2m (0)	2:06.58	28.89s	30.02s
1	We Dealin Diamonds	7	40.4m	4.0m (0)	5.0m (0)	2:06.59	28.90s	30.68s
4	Aliza Hill	8	45.4m	2.6m (1)	5.0m (1)	2:06.96	29.00s	31.03s

## Finish Position and metres gained

First Arrow shows distance gain/loss from 2nd Qtr to 3rd Qtr,  
Second Arrow shows distance gain/loss from 3rd Qtr to Finish  
Blue arrow indicates best gain in these quarters.



800

Visual positions in race at 2nd Quarter



400

Visual positions in race at 3rd Quarter



# Wagga Riverina Race 8 Distance 1740m

Friday, 12 September 2025

Gross Time: 2:05.20

MileRate: 1:55.80

LeadTime: 8.30s

First Qtr: 29.60s

Second Qtr: 30.50s

Third Qtr: 29.80s

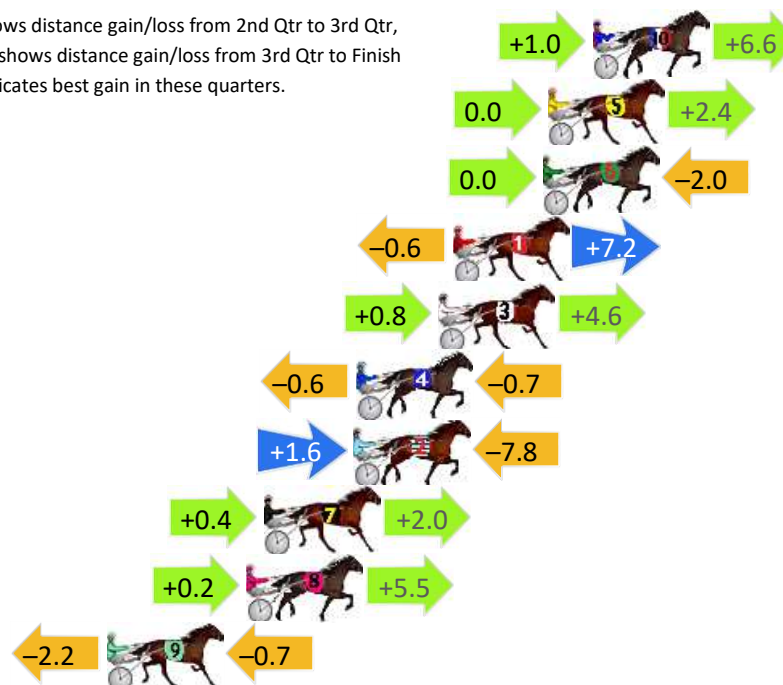
Fourth Qtr: 27.00s

DATA TABLE: 800 / 400 Posi's are position from leader and (how wide the horse was at that position)

No	Horse	Plc	Mar	800 Posi	400 Posi	Time	3rd Qtr	4th Qt
10	Just Rollyourown	1	0.0m	7.6m (1)	6.6m (1)	2:05.20	29.71s	26.56s
5	Ohoka Nico	2	1.8m	4.2m (0)	4.2m (0)	2:05.33	29.79s	26.84s
6	Hoorah Philtra	3	2.0m	0.0m (0)	0.0m (0)	2:05.34	29.81s	27.13s
1	Tenaciously	4	5.6m	12.2m (0)	12.8m (0)	2:05.60	29.82s	26.52s
3	Bubby To Base	5	6.2m	11.6m (1)	10.8m (1)	2:05.64	29.73s	26.69s
4	Dorristopaythebill	6	9.5m	8.2m (0)	8.8m (0)	2:05.88	29.84s	27.05s
2	My Ultimate Lucius	7	9.6m	3.4m (1)	1.8m (1)	2:05.88	29.71s	27.52s
7	Supersede	8	13.2m	15.6m (1)	15.2m (1)	2:06.14	29.76s	26.87s
8	Skittle Bomb	9	13.9m	19.6m (1)	19.4m (1)	2:06.19	29.77s	26.63s
9	Kickatinalongpony	10	19.5m	16.6m (0)	18.8m (0)	2:06.59	29.96s	27.05s

## Finish Position and metres gained

First Arrow shows distance gain/loss from 2nd Qtr to 3rd Qtr,  
Second Arrow shows distance gain/loss from 3rd Qtr to Finish  
Blue arrow indicates best gain in these quarters.



800

Visual positions in race at 2nd Quarter



400

Visual positions in race at 3rd Quarter



Powered by



Harness Analyser

Sectional Analysis Software

Not just form | Free Trial

[www.facebook.com/PJHarnessRacing](https://www.facebook.com/PJHarnessRacing)



RISE Digital, Harness Racing Australia nor the provider accepts any responsibility for the completeness or accuracy of any of the information contained herein, and makes no representations about its suitability for any particular purpose. Users should make their own judgements about those matters and/or seek independent advice. You assume all risks associated with use of data provided on this page