

Menangle Race 1 Distance 1609m

Saturday, 13 September 2025

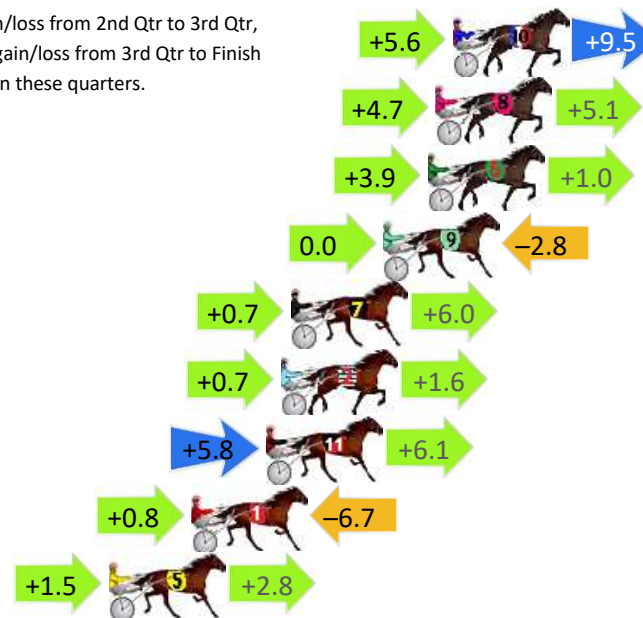
Gross Time: 1:50.40 MileRate: 1:50.40 LeadTime: 0.00s First Qtr: 26.70s Second Qtr: 28.50s Third Qtr: 28.00s Fourth Qtr: 27.20s

DATA TABLE: 800 / 400 Posi's are position from leader and (how wide the horse was at that position)

No	Horse	Plc	Mar	800 Posi	400 Posi	Time	3rd Qtr	4th Qt
10	Bainbridge	1	0.0m	15.1m (1)	9.5m (1)	1:50.40	27.61s	26.55s
8	Double Act	2	0.7m	10.5m (1)	5.8m (1)	1:50.45	27.67s	26.86s
6	Spirit Of Arion	3	1.0m	5.9m (1)	2.0m (1)	1:50.47	27.73s	27.14s
9	Classic Mission	4	2.8m	0.0m (0)	0.0m (0)	1:50.60	28.00s	27.40s
7	Caulonia Courage	5	6.5m	13.2m (0)	12.5m (0)	1:50.87	27.94s	26.81s
2	Springfield Affair	6	6.9m	9.2m (0)	8.5m (0)	1:50.89	27.94s	27.11s
11	Craftmans Charlie	7	7.5m	19.4m (1)	13.6m (1)	1:50.94	27.59s	26.80s
1	Royal Division	8	10.5m	4.6m (0)	3.8m (0)	1:51.15	27.94s	27.69s
5	Jilliby Fabio	9	13.8m	18.1m (0)	16.6m (0)	1:51.39	27.88s	27.05s


Finish Position and metres gained

First Arrow shows distance gain/loss from 2nd Qtr to 3rd Qtr,
Second Arrow shows distance gain/loss from 3rd Qtr to Finish
Blue arrow indicates best gain in these quarters.



800

Visual positions in race at 2nd Quarter



400

Visual positions in race at 3rd Quarter



Powered by



Harness Analyser

Sectional Analysis Software

Not just form | Free Trial

www.facebook.com/PJHarnessRacing



RISE Digital, Harness Racing Australia nor the provider accepts any responsibility for the completeness or accuracy of any of the information contained herein, and makes no representations about its suitability for any particular purpose. Users should make their own judgements about those matters and/or seek independent advice. You assume all risks associated with use of data provided on this page

Menangle Race 2 Distance 2300m

Saturday, 13 September 2025


Gross Time: 2:43.70 MileRate: 1:54.50 LeadTime: 49.20s First Qtr: 30.20s Second Qtr: 29.20s Third Qtr: 28.00s Fourth Qtr: 27.10s

DATA TABLE: 800 / 400 Posi's are position from leader and (how wide the horse was at that position)

No	Horse	Plc	Mar	800 Posi	400 Posi	Time	3rd Qtr	4th Qt
1	Miki Cohen	1	0.0m	0.0m (0)	0.0m (0)	2:43.70	28.00s	27.10s
8	Mike Ross	2	1.0m	4.0m (0)	4.7m (0)	2:43.77	28.04s	26.85s
11	Coastal Drive	3	3.7m	7.9m (1)	8.0m (2)	2:43.96	28.00s	26.82s
3	Siren Sea	4	4.7m	11.9m (1)	12.7m (2)	2:44.04	28.04s	26.57s
2	Miki Be Good	5	5.1m	7.8m (0)	8.8m (0)	2:44.06	28.06s	26.86s
9	Montefiore	6	9.8m	15.6m (1)	16.9m (1)	2:44.40	28.07s	26.65s
10	Our George Boston	7	10.3m	16.7m (0)	17.5m (0)	2:44.44	28.04s	26.64s
12	El Camino	8	11.3m	21.0m (0)	21.8m (1)	2:44.51	28.03s	26.41s
6	Give Me A Minute	9	14.1m	11.8m (0)	12.9m (0)	2:44.71	28.06s	27.23s
5	Ultimate Miki	10	28.7m	3.9m (1)	7.8m (1)	2:45.75	28.27s	28.61s

Finish Position and metres gained

First Arrow shows distance gain/loss from 2nd Qtr to 3rd Qtr,
Second Arrow shows distance gain/loss from 3rd Qtr to Finish
Blue arrow indicates best gain in these quarters.



800

Visual positions in race at 2nd Quarter



400

Visual positions in race at 3rd Quarter



Powered by



Harness Analyser

Sectional Analysis Software

Not just form | Free Trial

www.facebook.com/PJHarnessRacing



RISE Digital, Harness Racing Australia nor the provider accepts any responsibility for the completeness or accuracy of any of the information contained herein, and makes no representations about its suitability for any particular purpose. Users should make their own judgements about those matters and/or seek independent advice. You assume all risks associated with use of data provided on this page

Menangle Race 3 Distance 2300m

Saturday, 13 September 2025




Gross Time: 2:43.40 MileRate: 1:54.30 LeadTime: 49.50s First Qtr: 30.70s Second Qtr: 29.00s Third Qtr: 27.60s Fourth Qtr: 26.60s

DATA TABLE: 800 / 400 Posi's are position from leader and (how wide the horse was at that position)

No	Horse	Plc	Mar	800 Posi	400 Posi	Time	3rd Qtr	4th Qt
8	Our Sweet Delight	1	0.0m	0.0m (0)	0.0m (0)	2:43.40	27.60s	26.60s
7	Classic Elegance	2	5.7m	4.4m (0)	4.8m (0)	2:43.80	27.62s	26.68s
10	Red Sapphire	3	13.0m	3.9m (1)	3.2m (1)	2:44.31	27.55s	27.30s
12	Maurlen Boy	4	18.3m	12.1m (1)	15.3m (2)	2:44.68	27.80s	26.86s
2	Love Lou	5	22.1m	12.8m (0)	16.6m (0)	2:44.95	27.84s	27.03s
11	Kairaki Delight	6	22.9m	7.7m (1)	9.7m (1)	2:45.01	27.73s	27.55s
9	Justa Dragon	7	34.5m	21.0m (0)	21.1m (0)	2:45.82	27.58s	27.60s
5	Play It Cool	8	36.4m	8.8m (0)	13.1m (0)	2:45.95	27.88s	28.27s
1	Tukaha	9	38.4m	30.7m (1)	26.1m (0)	2:46.09	27.25s	27.53s
3	Lets Turn It On	10	44.1m	17.0m (1)	18.6m (1)	2:46.49	27.69s	28.44s

Finish Position and metres gained

First Arrow shows distance gain/loss from 2nd Qtr to 3rd Qtr,
Second Arrow shows distance gain/loss from 3rd Qtr to Finish
Blue arrow indicates best gain in these quarters.



Menangle Race 4 Distance 2300m

Saturday, 13 September 2025



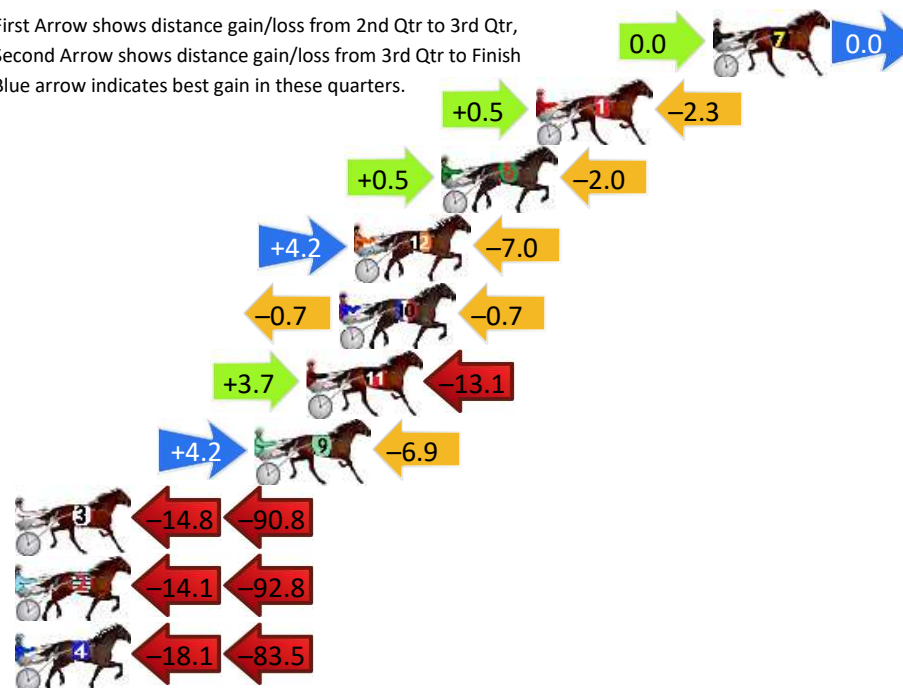
Gross Time: 2:44.90 MileRate: 1:55.40 LeadTime: 50.00s First Qtr: 30.60s Second Qtr: 30.30s Third Qtr: 27.30s Fourth Qtr: 26.70s

DATA TABLE: 800 / 400 Posi's are position from leader and (how wide the horse was at that position)

No	Horse	Plc	Mar	800 Posi	400 Posi	Time	3rd Qtr	4th Qt
7	Tuapeka Lou	1	0.0m	0.0m (0)	0.0m (0)	2:44.90	27.30s	26.70s
1	For Always Arden	2	7.1m	5.3m (0)	4.8m (0)	2:45.40	27.26s	26.88s
6	Stagecoach	3	10.9m	9.4m (0)	8.9m (0)	2:45.67	27.26s	26.87s
12	Applied	4	14.4m	11.6m (1)	7.4m (1)	2:45.91	27.01s	27.22s
10	Alta Magacian	5	15.0m	13.6m (0)	14.3m (0)	2:45.96	27.34s	26.80s
11	Vincentius Maximus	6	16.3m	6.9m (1)	3.2m (1)	2:46.05	27.05s	27.63s
9	Debonaire	7	18.4m	15.7m (1)	11.5m (1)	2:46.19	27.01s	27.22s
3	Wamboyneinamerica	8	273.1m	167.5m (1)	182.3m (1)	3:04.12	28.17s	33.69s
2	Kates Virtue	9	276.7m	169.8m (0)	183.9m (0)	3:04.37	28.12s	33.83s
4	Delightful Star	10	277.2m	175.6m (0)	193.7m (0)	3:04.41	28.38s	33.21s

Finish Position and metres gained

First Arrow shows distance gain/loss from 2nd Qtr to 3rd Qtr,
Second Arrow shows distance gain/loss from 3rd Qtr to Finish
Blue arrow indicates best gain in these quarters.



Menangle Race 5 Distance 2300m

Saturday, 13 September 2025

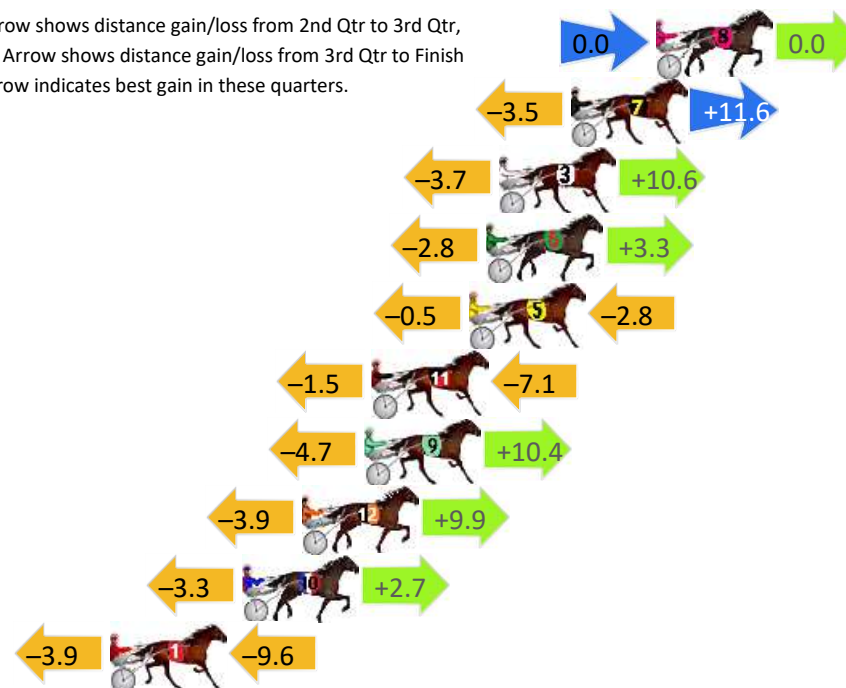
Gross Time: 2:43.10 MileRate: 1:54.10 LeadTime: 49.20s First Qtr: 30.10s Second Qtr: 28.60s Third Qtr: 26.80s Fourth Qtr: 28.40s

DATA TABLE: 800 / 400 Posi's are position from leader and (how wide the horse was at that position)

NoHorse	Plc	Mar	800 Posi	400 Posi	Time	3rd Qtr	4th Qt
8 Alta William	1	0.0m	0.0m (0)	0.0m (0)	2:43.10	26.80s	28.40s
7 Pablo Rocks	2	3.4m	11.5m (1)	15.0m (2)	2:43.35	27.06s	27.63s
3 Cosmic Flyer	3	6.3m	13.2m (0)	16.9m (0)	2:43.57	27.08s	27.71s
6 Luke John	4	6.8m	7.3m (1)	10.1m (1)	2:43.61	27.01s	28.21s
5 Always Be Chaps	5	7.5m	4.2m (0)	4.7m (0)	2:43.66	26.84s	28.64s
11 Golly Gee Fellas	6	11.4m	2.8m (1)	4.3m (1)	2:43.95	26.91s	28.96s
9 Dance With Carmer	7	11.7m	17.4m (0)	22.1m (1)	2:43.97	27.15s	27.76s
12 Jalaneel	8	14.2m	20.2m (1)	24.1m (4)	2:44.16	27.11s	27.80s
10 Itzbuddha	9	16.6m	16.0m (1)	19.3m (3)	2:44.34	27.05s	28.32s
1 Zen Master	10	21.9m	8.4m (0)	12.3m (0)	2:44.73	27.08s	29.19s

Finish Position and metres gained

First Arrow shows distance gain/loss from 2nd Qtr to 3rd Qtr,
Second Arrow shows distance gain/loss from 3rd Qtr to Finish
Blue arrow indicates best gain in these quarters.



800

Visual positions in race at 2nd Quarter



400

Visual positions in race at 3rd Quarter



Powered by



Harness Analyser

Sectional Analysis Software

Not just form | Free Trial

www.facebook.com/PJHarnessRacing



RISE Digital, Harness Racing Australia nor the provider accepts any responsibility for the completeness or accuracy of any of the information contained herein, and makes no representations about its suitability for any particular purpose. Users should make their own judgements about those matters and/or seek independent advice. You assume all risks associated with use of data provided on this page

Menangle Race 6 Distance 1609m

Saturday, 13 September 2025

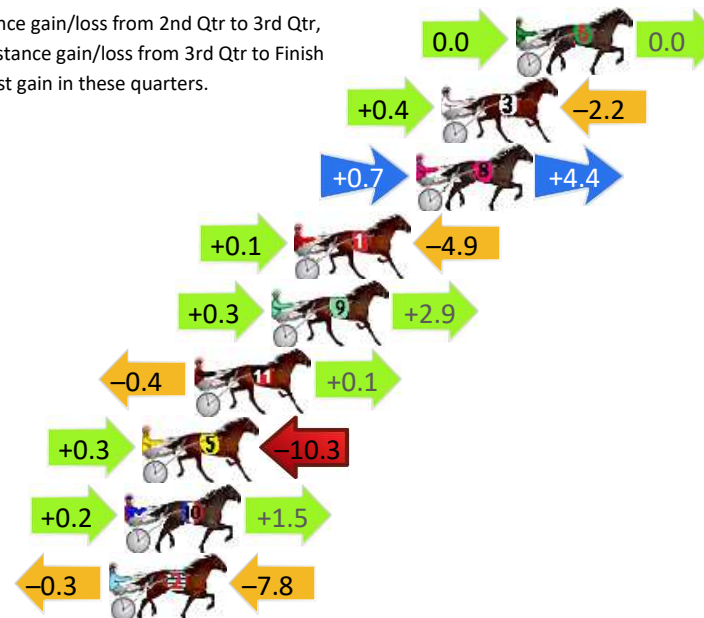
Gross Time: 1:54.60 MileRate: 1:54.60 LeadTime: 0.00s First Qtr: 27.40s Second Qtr: 30.30s Third Qtr: 29.40s Fourth Qtr: 27.50s

DATA TABLE: 800 / 400 Posi's are position from leader and (how wide the horse was at that position)

No	Horse	Plc	Mar	800 Posi	400 Posi	Time	3rd Qtr	4th Qt
6	Lexys On Song	1	0.0m	0.0m (0)	0.0m (0)	1:54.60	29.40s	27.50s
3	Rosie Romance	2	3.0m	1.2m (1)	0.8m (1)	1:54.82	29.37s	27.66s
8	Louie Dada	3	4.0m	9.1m (1)	8.4m (1)	1:54.89	29.33s	27.20s
1	Karalta Courage	4	8.9m	4.1m (0)	4.0m (0)	1:55.24	29.38s	27.86s
9	Longnwindigroad	5	9.8m	13.0m (1)	12.7m (1)	1:55.31	29.35s	27.32s
11	Terror Flying	6	12.9m	12.6m (0)	13.0m (0)	1:55.53	29.40s	27.51s
5	Bolanalong	7	15.0m	5.0m (1)	4.7m (1)	1:55.69	29.37s	28.25s
10	Burrabadine Bullet	8	15.7m	17.4m (1)	17.2m (1)	1:55.74	29.35s	27.42s
2	Bracken Warrior	9	16.3m	8.2m (0)	8.5m (0)	1:55.78	29.40s	28.08s

Finish Position and metres gained

First Arrow shows distance gain/loss from 2nd Qtr to 3rd Qtr,
Second Arrow shows distance gain/loss from 3rd Qtr to Finish
Blue arrow indicates best gain in these quarters.



800

Visual positions in race at 2nd Quarter



400

Visual positions in race at 3rd Quarter



Powered by



Harness Analyser

Sectional Analysis Software

Not just form | Free Trial

www.facebook.com/PJHarnessRacing



RISE Digital, Harness Racing Australia nor the provider accepts any responsibility for the completeness or accuracy of any of the information contained herein, and makes no representations about its suitability for any particular purpose. Users should make their own judgements about those matters and/or seek independent advice. You assume all risks associated with use of data provided on this page

Menangle Race 7 Distance 2300m

Saturday, 13 September 2025


Gross Time: 2:42.00 MileRate: 1:53.40 LeadTime: 48.10s First Qtr: 30.50s Second Qtr: 29.40s Third Qtr: 27.30s Fourth Qtr: 26.70s

DATA TABLE: 800 / 400 Posi's are position from leader and (how wide the horse was at that position)

NoHorse	Plc	Mar	800 Posi	400 Posi	Time	3rd Qtr	4th Qt
11 Hi Manameisjeff	1	0.0m	0.0m (0)	0.0m (0)	2:42.00	27.30s	26.70s
6 Betterthancash	2	4.2m	4.1m (0)	3.9m (0)	2:42.30	27.28s	26.74s
1 Rakajed	3	5.1m	8.0m (0)	8.4m (0)	2:42.36	27.32s	26.50s
10 Ubetcha Tigerpie	4	12.3m	16.6m (1)	18.2m (3)	2:42.87	27.39s	26.34s
4 Donegal Luther	5	17.1m	4.0m (1)	5.0m (1)	2:43.20	27.37s	27.57s
3 Van Basten	6	18.3m	16.5m (0)	18.7m (1)	2:43.29	27.43s	26.73s
5 Terry	7	19.5m	8.1m (1)	9.8m (1)	2:43.37	27.41s	27.42s
8 Hes Chiming	8	20.1m	21.2m (0)	22.7m (0)	2:43.41	27.38s	26.59s
2 Roclea Image	9	20.8m	12.4m (0)	14.3m (0)	2:43.46	27.42s	27.20s
9 Petes Said So	10	22.9m	12.2m (1)	14.1m (2)	2:43.61	27.42s	27.36s

Finish Position and metres gained

First Arrow shows distance gain/loss from 2nd Qtr to 3rd Qtr,
Second Arrow shows distance gain/loss from 3rd Qtr to Finish
Blue arrow indicates best gain in these quarters.



800

Visual positions in race at 2nd Quarter



400

Visual positions in race at 3rd Quarter



Powered by



Harness Analyser

Sectional Analysis Software

Not just form | Free Trial

www.facebook.com/PJHarnessRacing



RISE Digital, Harness Racing Australia nor the provider accepts any responsibility for the completeness or accuracy of any of the information contained herein, and makes no representations about its suitability for any particular purpose. Users should make their own judgements about those matters and/or seek independent advice. You assume all risks associated with use of data provided on this page

Menangle Race 8 Distance 1609m

Saturday, 13 September 2025

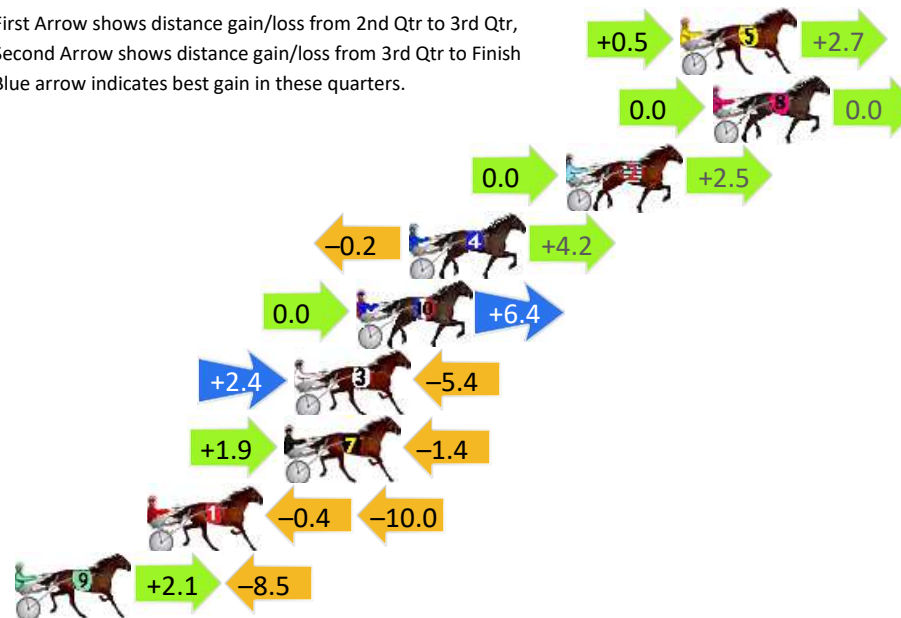
Gross Time: 1:51.50 MileRate: 1:51.50 LeadTime: 0.00s First Qtr: 26.90s Second Qtr: 28.80s Third Qtr: 28.80s Fourth Qtr: 27.10s

DATA TABLE: 800 / 400 Posi's are position from leader and (how wide the horse was at that position)

NoHorse	Plc	Mar	800 Posi	400 Posi	Time	3rd Qtr	4th Qt
5 Our Saydie Kay	1	1.3m	4.5m (0)	4.0m (0)	1:51.59	28.76s	26.91s
8 The Answer	2	0.0m	0.0m (0)	0.0m (0)	1:51.50	28.80s	27.10s
2 Manhattan Chick	3	5.9m	8.4m (0)	8.4m (0)	1:51.92	28.78s	26.94s
4 Yukon Be Serious	4	12.2m	16.2m (0)	16.4m (0)	1:52.37	28.78s	26.83s
10 Shez The Reason	5	14.3m	20.7m (0)	20.7m (0)	1:52.52	28.76s	26.68s
3 Sky Blu	6	16.8m	13.8m (1)	11.4m (1)	1:52.70	28.61s	27.51s
7 Ashleys Blue Chip	7	17.2m	17.7m (1)	15.8m (1)	1:52.73	28.63s	27.23s
1 Charlies Ace	8	22.7m	12.3m (0)	12.7m (0)	1:53.12	28.80s	27.84s
9 Twilight Heaven	9	28.0m	21.6m (1)	19.5m (1)	1:53.50	28.61s	27.74s

Finish Position and metres gained

First Arrow shows distance gain/loss from 2nd Qtr to 3rd Qtr,
Second Arrow shows distance gain/loss from 3rd Qtr to Finish
Blue arrow indicates best gain in these quarters.



800

Visual positions in race at 2nd Quarter



400

Visual positions in race at 3rd Quarter



Powered by



Harness Analyser

Sectional Analysis Software

Not just form | Free Trial

www.facebook.com/PJHarnessRacing



RISE Digital, Harness Racing Australia nor the provider accepts any responsibility for the completeness or accuracy of any of the information contained herein, and makes no representations about its suitability for any particular purpose. Users should make their own judgements about those matters and/or seek independent advice. You assume all risks associated with use of data provided on this page

Menangle Race 9 Distance 1609m

Saturday, 13 September 2025

Gross Time: 1:53.50 MileRate: 1:53.50 LeadTime: 0.00s First Qtr: 26.90s Second Qtr: 28.50s Third Qtr: 30.10s Fourth Qtr: 28.00s

DATA TABLE: 800 / 400 Posi's are position from leader and (how wide the horse was at that position)

No	Horse	Plc	Mar	800 Posi	400 Posi	Time	3rd Qtr	4th Qt
6	Toro Stride	1	0.0m	4.5m (0)	3.9m (0)	1:53.50	30.06s	27.72s
7	Constantinople	2	3.6m	0.0m (0)	0.0m (0)	1:53.76	30.10s	28.26s
9	Rakero Blaze	3	17.2m	32.0m (1)	19.2m (2)	1:54.77	29.22s	27.88s
3	Malibuu	4	19.0m	8.8m (0)	7.8m (0)	1:54.90	30.04s	28.84s
5	Sheetweb Weaver	5	22.1m	27.4m (0)	20.1m (1)	1:55.13	29.61s	28.17s
8	Speedy Lover	6	25.8m	37.1m (1)	23.7m (2)	1:55.40	29.18s	28.19s
2	Hes A Hammer	7	37.2m	22.6m (0)	15.7m (1)	1:56.24	29.63s	29.60s
1	Affaire De Cover	8	49.2m	16.4m (0)	15.5m (0)	1:57.12	30.06s	30.50s
4	Macho Man	9	163.6m	95.7m (0)	107.7m (0)	2:05.54	31.10s	32.26s

Finish Position and metres gained

First Arrow shows distance gain/loss from 2nd Qtr to 3rd Qtr, Second Arrow shows distance gain/loss from 3rd Qtr to Finish Blue arrow indicates best gain in these quarters.

