

Cowra Race 1 Distance 1700m

Sunday, 14 September 2025

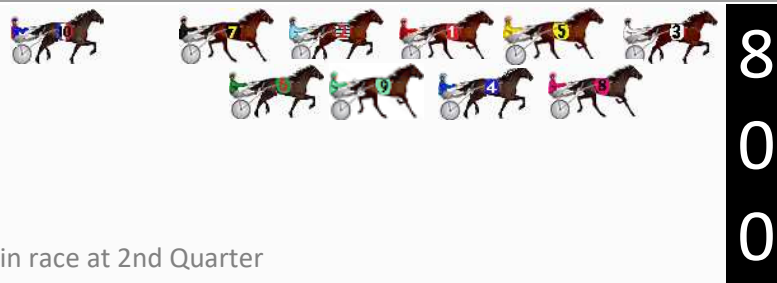

Gross Time: 2:06.00 MileRate: 1:59.20 LeadTime: 5.10s First Qtr: 29.20s Second Qtr: 31.30s Third Qtr: 29.30s Fourth Qtr: 31.10s

DATA TABLE: 800 / 400 Posi's are position from leader and (how wide the horse was at that position)

No	Horse	Plc	Mar	800 Posi	400 Posi	Time	3rd Qtr	4th Qt
8	Muscle Town	1	0.0m	3.0m (1)	0.0m (1)	2:06.00	29.07s	31.10s
6	Sergeant Pee Jay	2	2.8m	15.8m (1)	11.2m (1)	2:06.23	28.97s	30.45s
3	My Ultimate Woody	3	3.2m	0.0m (0)	0.0m (0)	2:06.26	29.29s	31.35s
2	Last Flite	4	4.1m	13.4m (0)	12.2m (0)	2:06.33	29.23s	30.47s
1	Belle Of Belmont	5	4.4m	9.0m (0)	8.2m (0)	2:06.36	29.25s	30.81s
5	Dear Darling	6	6.7m	4.8m (0)	4.0m (0)	2:06.54	29.23s	31.31s
10	One Stunin Melody	7	8.2m	24.6m (0)	15.6m (1)	2:06.67	28.64s	30.53s
9	Midnight Terror	8	8.3m	11.8m (1)	7.6m (2)	2:06.67	28.98s	31.15s
7	Cam I Am	9	8.4m	17.8m (0)	17.0m (0)	2:06.68	29.26s	30.44s
4	Mondos Reason	10	89.4m	7.4m (1)	5.4m (1)	2:13.27	28.96s	37.59s

Finish Position and metres gained

First Arrow shows distance gain/loss from 2nd Qtr to 3rd Qtr,
Second Arrow shows distance gain/loss from 3rd Qtr to Finish
Blue arrow indicates best gain in these quarters.



Cowra Race 2 Distance 1700m

Sunday, 14 September 2025




Gross Time: 2:06.20 MileRate: 1:59.50 LeadTime: 6.60s First Qtr: 28.10s Second Qtr: 30.60s Third Qtr: 29.70s Fourth Qtr: 31.20s

DATA TABLE: 800 / 400 Posi's are position from leader and (how wide the horse was at that position)

No	Horse	Plc	Mar	800 Posi	400 Posi	Time	3rd Qtr	4th Qt
7	When To Walkaway	1	0.0m	4.6m (1)	4.2m (2)	2:06.20	29.68s	30.87s
9	Sergeant Stringer	2	0.3m	9.2m (0)	8.0m (0)	2:06.22	29.62s	30.60s
3	Karinya Sophie	3	2.2m	0.0m (0)	0.0m (0)	2:06.38	29.70s	31.37s
1	Bing Bang Billy	4	4.4m	4.6m (0)	4.0m (0)	2:06.56	29.65s	31.23s
8	Barkway Thomas	5	14.5m	14.6m (1)	7.4m (3)	2:07.38	29.14s	31.75s
4	Jakryan	6	15.0m	15.4m (0)	12.4m (0)	2:07.42	29.47s	31.40s
5	Bradness Moo	7	20.0m	0.6m (1)	2.8m (1)	2:07.83	29.83s	32.53s
10	Very Boutique	8	22.5m	20.6m (1)	18.4m (0)	2:08.04	29.53s	31.52s
2	Teddy Zing	9	24.3m	10.4m (1)	11.0m (1)	2:08.18	29.72s	32.23s
6	Artful Dollar	10	122.1m	45.0m (0)	65.0m (0)	2:16.16	31.11s	35.63s

Finish Position and metres gained

First Arrow shows distance gain/loss from 2nd Qtr to 3rd Qtr,
Second Arrow shows distance gain/loss from 3rd Qtr to Finish
Blue arrow indicates best gain in these quarters.



Powered by



Harness Analyser

Sectional Analysis Software

Not just form | Free Trial

www.facebook.com/PJHarnessRacing



RISE Digital, Harness Racing Australia nor the provider accepts any responsibility for the completeness or accuracy of any of the information contained herein, and makes no representations about its suitability for any particular purpose. Users should make their own judgements about those matters and/or seek independent advice. You assume all risks associated with use of data provided on this page

Cowra Race 3 Distance 1700m

Sunday, 14 September 2025


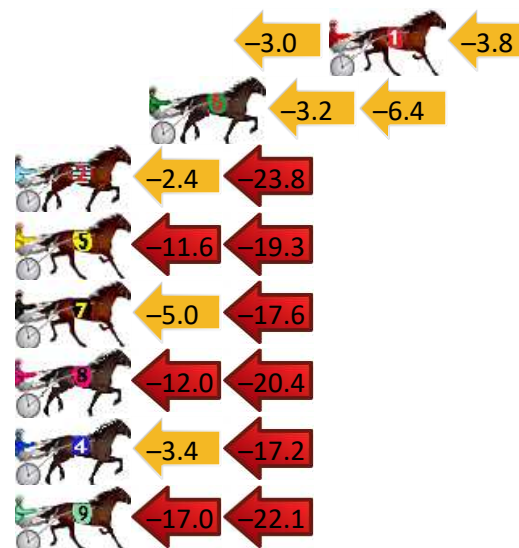
Gross Time: 2:04.20 MileRate: 1:57.50 LeadTime: 6.40s First Qtr: 27.60s Second Qtr: 31.40s Third Qtr: 29.20s Fourth Qtr: 29.60s

DATA TABLE: 800 / 400 Posi's are position from leader and (how wide the horse was at that position)

No	Horse	Plc	Mar	800 Posi	400 Posi	Time	3rd Qtr	4th Qt
10	Tafl Move	1	0.0m	15.0m (1)	6.2m (1)	2:04.20	28.56s	29.14s
3	Financially Stable	2	0.5m	0.0m (0)	0.0m (0)	2:04.24	29.20s	29.64s
1	Alice On The Beach	3	15.4m	8.6m (0)	11.6m (0)	2:05.39	29.42s	29.88s
6	Letsgo Matilda	4	22.6m	13.0m (0)	16.2m (0)	2:05.95	29.43s	30.07s
2	Jiliby Tsunami	5	30.8m	4.6m (0)	7.0m (0)	2:06.59	29.36s	31.35s
5	Sheza Bettor Gem	6	33.7m	2.8m (1)	14.4m (1)	2:06.81	30.04s	31.02s
7	Scarlet Bling	7	33.8m	11.2m (1)	16.2m (2)	2:06.82	29.56s	30.90s
8	Nikalong Mint	8	39.6m	7.2m (1)	19.2m (1)	2:07.27	30.07s	31.10s
4	The Accidental One	9	42.2m	21.6m (1)	25.0m (0)	2:07.47	29.44s	30.87s
9	Bolzano	10	77.1m	38.0m (0)	55.0m (0)	2:10.18	30.43s	31.23s

Finish Position and metres gained

First Arrow shows distance gain/loss from 2nd Qtr to 3rd Qtr, Second Arrow shows distance gain/loss from 3rd Qtr to Finish Blue arrow indicates best gain in these quarters.



Cowra Race 4 Distance 1700m

Sunday, 14 September 2025


Gross Time: 2:05.50 MileRate: 1:58.80 LeadTime: 6.30s First Qtr: 29.30s Second Qtr: 32.00s Third Qtr: 28.50s Fourth Qtr: 29.40s

DATA TABLE: 800 / 400 Posi's are position from leader and (how wide the horse was at that position)

No	Horse	Plc	Mar	800 Posi	400 Posi	Time	3rd Qtr	4th Qt
6	Tulhurst Pebbles	1	0.0m	1.6m (1)	2.0m (1)	2:05.50	28.53s	29.25s
1	Mittys Three Aces	2	2.2m	4.0m (0)	4.2m (0)	2:05.67	28.52s	29.25s
2	Caribbean Pat	3	2.9m	0.0m (0)	0.0m (0)	2:05.72	28.50s	29.61s
9	Karinya Max	4	4.8m	8.0m (0)	9.0m (0)	2:05.87	28.58s	29.09s
10	Capitallee	5	8.9m	12.0m (0)	13.4m (0)	2:06.19	28.61s	29.07s
7	Riverina Flash	6	15.2m	18.0m (1)	20.2m (2)	2:06.67	28.66s	29.03s
8	Alta Downs	7	17.0m	14.2m (1)	15.4m (2)	2:06.81	28.58s	29.52s
4	Whataboutbronson	8	18.2m	6.0m (1)	8.2m (1)	2:06.90	28.65s	30.13s
3	Our Ultimate Bonny	9	25.7m	10.2m (1)	13.2m (1)	2:07.48	28.70s	30.31s
5	The Ringmaster	10	147.4m	22.4m (1)	50.0m (0)	2:16.86	30.38s	36.52s

Finish Position and metres gained

First Arrow shows distance gain/loss from 2nd Qtr to 3rd Qtr,
Second Arrow shows distance gain/loss from 3rd Qtr to Finish
Blue arrow indicates best gain in these quarters.



800

Visual positions in race at 2nd Quarter



400

Visual positions in race at 3rd Quarter



Powered by



Harness Analyser

Sectional Analysis Software

Not just form | Free Trial

www.facebook.com/PJHarnessRacing



RISE Digital, Harness Racing Australia nor the provider accepts any responsibility for the completeness or accuracy of any of the information contained herein, and makes no representations about its suitability for any particular purpose. Users should make their own judgements about those matters and/or seek independent advice. You assume all risks associated with use of data provided on this page

Cowra Race 5 Distance 1700m

Sunday, 14 September 2025


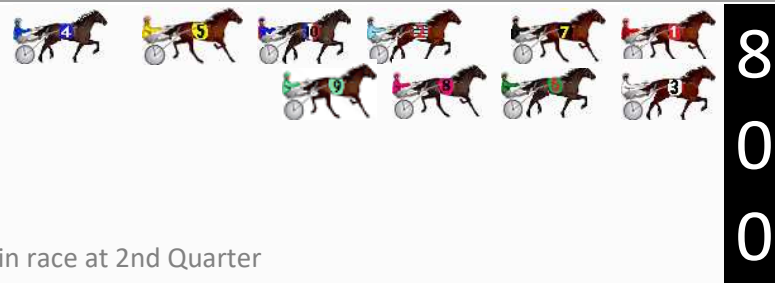
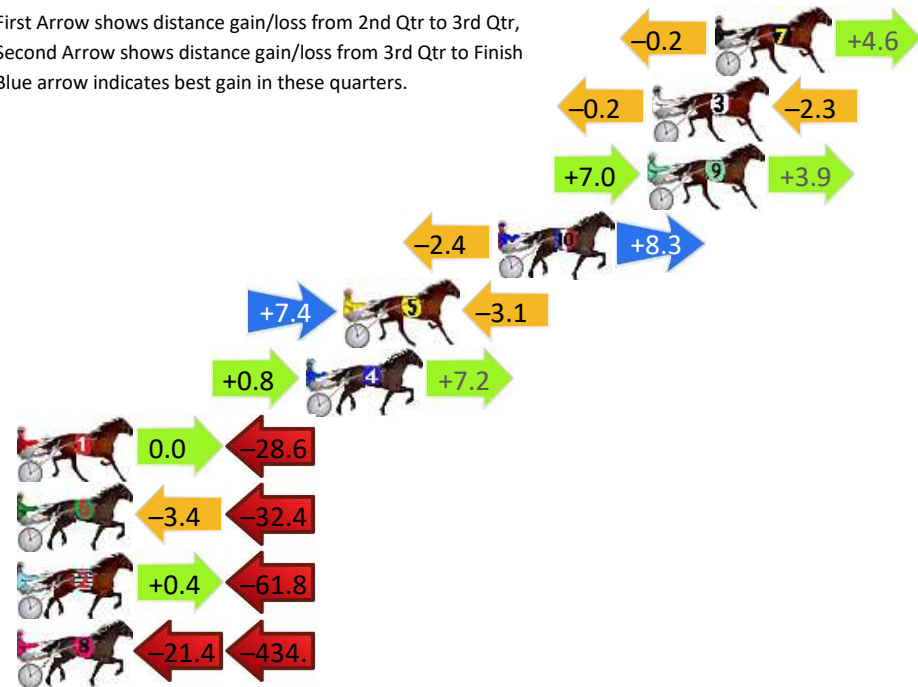
Gross Time: 2:07.20 MileRate: 2:00.40 LeadTime: 5.90s First Qtr: 29.10s Second Qtr: 32.40s Third Qtr: 29.60s Fourth Qtr: 30.20s

DATA TABLE: 800 / 400 Posi's are position from leader and (how wide the horse was at that position)

No	Horse	Plc	Mar	800 Posi	400 Posi	Time	3rd Qtr	4th Qt
7	Chanceux	1	0.0m	4.4m (0)	4.6m (0)	2:07.20	29.62s	29.85s
3	Merrywood Mary	2	2.5m	0.0m (1)	0.2m (1)	2:07.40	29.61s	30.37s
9	Denver Colorado	3	2.7m	13.6m (1)	6.6m (2)	2:07.41	29.08s	29.91s
10	Machx The Stranger	4	8.7m	14.6m (0)	17.0m (0)	2:07.89	29.78s	29.58s
5	Koloura Clare	5	14.9m	19.2m (0)	11.8m (2)	2:08.38	29.05s	30.43s
4	Ultimate Cookie	6	16.4m	24.4m (0)	23.6m (0)	2:08.50	29.55s	29.66s
1	Ideal Witch	7	28.6m	0.0m (0)	0.0m (0)	2:09.46	29.58s	32.35s
6	Oliver Shark	8	40.6m	4.8m (1)	8.2m (1)	2:10.41	29.83s	32.63s
2	Lucky In America	9	71.6m	10.2m (0)	9.8m (0)	2:12.86	29.52s	34.84s
8	Boy Stunner	10	465.5m	9.2m (1)	30.6m (1)	2:44.01	30.87s	62.85s

Finish Position and metres gained

First Arrow shows distance gain/loss from 2nd Qtr to 3rd Qtr, Second Arrow shows distance gain/loss from 3rd Qtr to Finish
Blue arrow indicates best gain in these quarters.



Cowra Race 6 Distance 1700m

Sunday, 14 September 2025



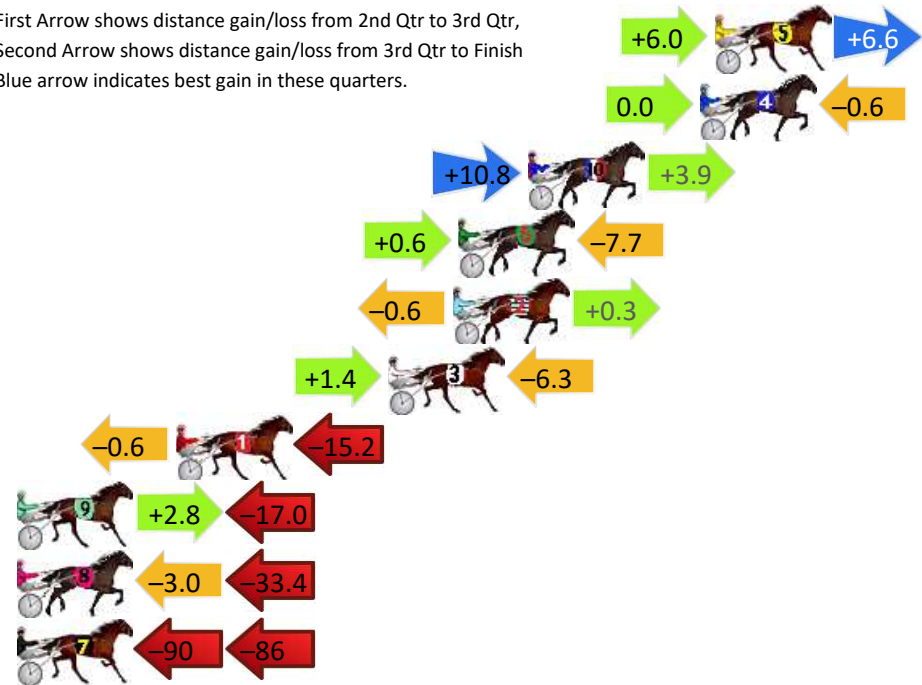
Gross Time: 2:05.50 MileRate: 1:58.80 LeadTime: 5.90s First Qtr: 28.00s Second Qtr: 30.50s Third Qtr: 29.90s Fourth Qtr: 31.20s

DATA TABLE: 800 / 400 Posi's are position from leader and (how wide the horse was at that position)

No	Horse	Plc	Mar	800 Posi	400 Posi	Time	3rd Qtr	4th Qt
5	Full Of Spice	1	0.0m	12.6m (1)	6.6m (2)	2:05.50	29.45s	30.69s
4	Ideal Tao	2	0.6m	0.0m (0)	0.0m (0)	2:05.55	29.90s	31.25s
10	Jessie Lee	3	7.5m	22.2m (0)	11.4m (2)	2:06.11	29.09s	30.90s
6	Tukurua	4	10.3m	3.2m (1)	2.6m (1)	2:06.34	29.84s	31.80s
2	Jay Bee	5	10.5m	10.2m (0)	10.8m (1)	2:06.36	29.95s	31.18s
3	Surfin At Midnight	6	13.1m	8.2m (1)	6.8m (1)	2:06.57	29.78s	31.69s
1	Girl Just Fly	7	21.6m	5.8m (0)	6.4m (0)	2:07.26	29.92s	32.38s
9	Ultimate Trouble	8	40.0m	25.8m (1)	23.0m (0)	2:08.76	29.66s	32.52s
8	Delightful Mary	9	55.0m	18.6m (1)	21.6m (1)	2:09.99	30.07s	33.79s
7	Millie Francis	10	375.9m	200.0m (0)	290.0m (0)	2:36.16	36.60s	37.86s

Finish Position and metres gained

First Arrow shows distance gain/loss from 2nd Qtr to 3rd Qtr,
Second Arrow shows distance gain/loss from 3rd Qtr to Finish
Blue arrow indicates best gain in these quarters.



Powered by
PJ Harness Analyser

Sectional Analysis Software
Not just form | Free Trial



RISE Digital, Harness Racing Australia nor the provider accepts any responsibility for the completeness or accuracy of any of the information contained herein, and makes no representations about its suitability for any particular purpose. Users should make their own judgements about those matters and/or seek independent advice. You assume all risks associated with use of data provided on this page

www.facebook.com/PJHarnessRacing

Cowra Race 7 Distance 1700m

Sunday, 14 September 2025


Gross Time: 2:06.90 MileRate: 2:00.20 LeadTime: 6.30s First Qtr: 30.10s Second Qtr: 31.80s Third Qtr: 28.60s Fourth Qtr: 30.10s

DATA TABLE: 800 / 400 Posi's are position from leader and (how wide the horse was at that position)

No	Horse	Plc	Mar	800 Posi	400 Posi	Time	3rd Qtr	4th Qt
10	Playboi Roy	1	0.0m	12.2m (0)	14.0m (0)	2:06.90	28.76s	29.05s
9	Seven Tee Two	2	1.6m	1.4m (1)	0.4m (1)	2:07.03	28.52s	30.19s
7	Nifty Ambition	3	8.5m	8.4m (0)	10.2m (1)	2:07.57	28.73s	29.97s
1	Star Connection	4	10.6m	4.2m (0)	6.0m (1)	2:07.74	28.72s	30.44s
2	Our Uncle Harold	5	11.1m	0.0m (0)	0.0m (0)	2:07.77	28.58s	30.93s
6	Limbo Lottie	6	14.2m	24.0m (0)	19.0m (0)	2:08.02	28.24s	29.74s
5	Hillview Sam	7	21.1m	9.2m (1)	16.6m (2)	2:08.56	29.13s	30.44s
4	Basils Blacksparra	8	25.3m	13.8m (1)	21.6m (1)	2:08.89	29.16s	30.38s
3	Diamond Bikini	9	25.6m	5.2m (1)	12.2m (2)	2:08.92	29.09s	31.10s
8	Ingermarla	10	25.9m	18.2m (1)	21.4m (2)	2:08.94	28.83s	30.44s


Finish Position and metres gained

First Arrow shows distance gain/loss from 2nd Qtr to 3rd Qtr,
Second Arrow shows distance gain/loss from 3rd Qtr to Finish
Blue arrow indicates best gain in these quarters.



800

Visual positions in race at 2nd Quarter



400

Visual positions in race at 3rd Quarter



Powered by



Harness Analyser

Sectional Analysis Software

Not just form | Free Trial

www.facebook.com/PJHarnessRacing



RISE Digital, Harness Racing Australia nor the provider accepts any responsibility for the completeness or accuracy of any of the information contained herein, and makes no representations about its suitability for any particular purpose. Users should make their own judgements about those matters and/or seek independent advice. You assume all risks associated with use of data provided on this page

Cowra Race 8 Distance 1700m

Sunday, 14 September 2025

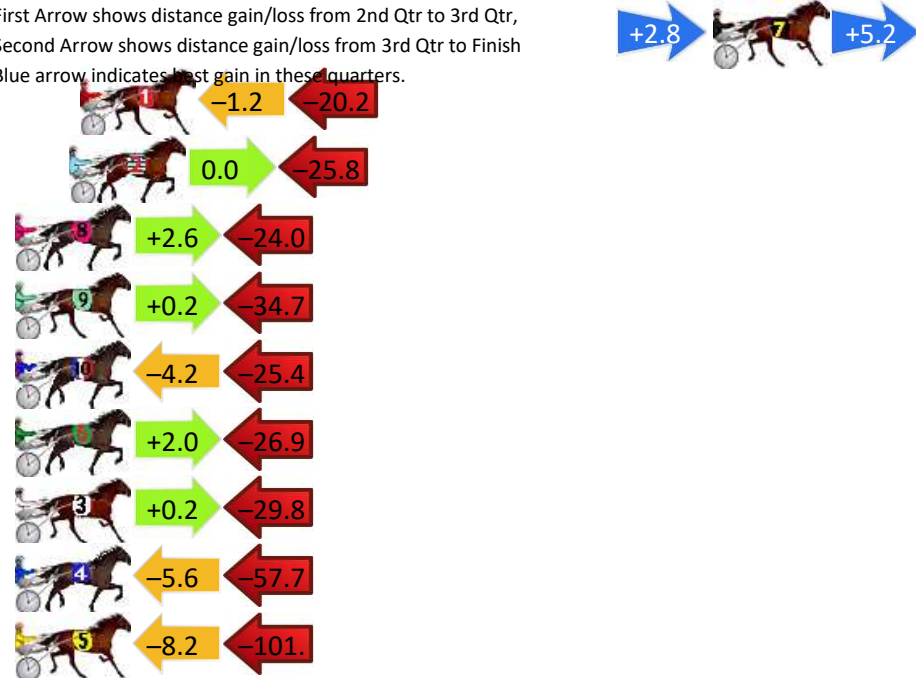
Gross Time: 2:04.40 MileRate: 1:57.80 LeadTime: 5.20s First Qtr: 28.90s Second Qtr: 31.70s Third Qtr: 29.90s Fourth Qtr: 28.70s

DATA TABLE: 800 / 400 Posi's are position from leader and (how wide the horse was at that position)

No	Horse	Plc	Mar	800 Posi	400 Posi	Time	3rd Qtr	4th Qt
7	Alabama Lioness	1	0.0m	8.0m (0)	5.2m (1)	2:04.40	29.69s	28.33s
1	Tulhurst Timmy	2	25.4m	4.0m (0)	5.2m (0)	2:06.31	30.02s	30.14s
2	Holme Boy	3	25.8m	0.0m (0)	0.0m (0)	2:06.34	29.94s	30.54s
8	Hazza Is Watching	4	33.6m	12.2m (0)	9.6m (0)	2:06.93	29.75s	30.41s
9	Dance Baby Dance	5	35.9m	1.4m (1)	1.2m (1)	2:07.11	29.94s	31.18s
10	Johnnys Blue	6	44.0m	14.4m (1)	18.6m (2)	2:07.72	30.24s	30.51s
6	Taramin	7	45.7m	20.8m (1)	18.8m (0)	2:07.84	29.79s	30.62s
3	Burrabadine Dancer	8	54.8m	25.2m (0)	25.0m (1)	2:08.53	29.93s	30.83s
4	R K Finn	9	69.3m	6.0m (1)	11.6m (1)	2:09.62	30.39s	32.82s
5	Jamberoo Ark	10	119.6m	10.0m (1)	18.2m (1)	2:13.41	30.65s	35.93s


Finish Position and metres gained

First Arrow shows distance gain/loss from 2nd Qtr to 3rd Qtr,
Second Arrow shows distance gain/loss from 3rd Qtr to Finish
Blue arrow indicates best gain in these quarters.



800

Visual positions in race at 2nd Quarter



400

Visual positions in race at 3rd Quarter



Powered by



Harness Analyser

Sectional Analysis Software

Not just form | Free Trial

www.facebook.com/PJHarnessRacing



RISE Digital, Harness Racing Australia nor the provider accepts any responsibility for the completeness or accuracy of any of the information contained herein, and makes no representations about its suitability for any particular purpose. Users should make their own judgements about those matters and/or seek independent advice. You assume all risks associated with use of data provided on this page

Cowra Race 9 Distance 2160m

Sunday, 14 September 2025

Gross Time: 2:41.90 MileRate: 2:00.70 LeadTime: 38.50s First Qtr: 29.20s Second Qtr: 30.80s Third Qtr: 30.90s Fourth Qtr: 32.50s

DATA TABLE: 800 / 400 Posi's are position from leader and (how wide the horse was at that position)

No	Horse	Plc	Mar	800 Posi	400 Posi	Time	3rd Qtr	4th Qt
8	The Rogue I Am	1	0.0m	21.2m (1)	7.0m (2)	2:41.90	29.79s	31.93s
7	Mullum Axel	2	2.9m	7.6m (1)	1.0m (2)	2:42.15	30.38s	32.65s
9	A Lil Bit Of Love	2	2.9m	3.6m (1)	0.4m (1)	2:42.15	30.64s	32.70s
10	The Talk	4	4.1m	11.4m (0)	6.8m (1)	2:42.25	30.54s	32.28s
6	Marvella	5	7.2m	26.6m (1)	13.4m (2)	2:42.51	29.87s	32.00s
5	Camanchi Warrior	6	14.0m	0.0m (0)	0.0m (0)	2:43.09	30.87s	33.63s
2	Artful Prince	7	14.9m	17.0m (1)	20.0m (1)	2:43.16	31.15s	32.09s
3	Im Belieber	8	22.0m	13.0m (1)	14.8m (1)	2:43.77	31.03s	33.08s
1	She Maybe Bettor	9	23.6m	5.2m (0)	6.6m (0)	2:43.90	30.98s	33.87s
4	Nifty Schoobee	10	29.3m	16.8m (0)	18.4m (0)	2:44.38	31.00s	33.38s

Finish Position and metres gained

First Arrow shows distance gain/loss from 2nd Qtr to 3rd Qtr,
Second Arrow shows distance gain/loss from 3rd Qtr to Finish
Blue arrow indicates best gain in these quarters.

