

Newcastle Race 1 Distance 2030m

Friday, 19 September 2025

Gross Time: 2:24.80

MileRate: 1:54.80

LeadTime: 30.30s

First Qtr: 29.80s

Second Qtr: 29.30s

Third Qtr: 28.10s

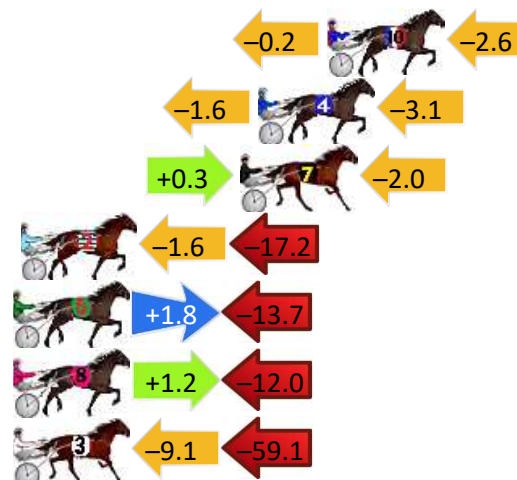
Fourth Qtr: 27.30s

DATA TABLE: 800 / 400 Posi's are position from leader and (how wide the horse was at that position)

No	Horse	Plc	Mar	800 Posi	400 Posi	Time	3rd Qtr	4th Qt
9	Dance With Carmer	1	0.0m	8.0m (0)	8.7m (1)	2:24.80	28.14s	26.70s
1	Zen Master	2	0.7m	4.0m (0)	5.2m (0)	2:24.85	28.18s	26.99s
5	Wamboyneinamerica	3	0.8m	0.0m (0)	0.0m (0)	2:24.86	28.10s	27.36s
10	Onehandonebounce	4	15.4m	12.6m (0)	12.8m (0)	2:25.91	28.10s	27.53s
4	Betterthanfederer	5	18.2m	13.5m (1)	15.1m (2)	2:26.11	28.20s	27.57s
7	Rocktagonal	6	18.9m	17.2m (0)	16.9m (0)	2:26.16	28.06s	27.50s
2	Love Lou	7	27.7m	8.9m (1)	10.5m (2)	2:26.79	28.20s	28.57s
6	Rocknroll Gig	8	29.4m	17.5m (1)	15.7m (3)	2:26.91	27.96s	28.33s
8	Bushy Beach	9	32.3m	21.5m (1)	20.3m (2)	2:27.12	28.00s	28.22s
3	Duty Of Care	10	72.5m	4.3m (1)	13.4m (1)	2:30.01	28.72s	31.59s

Finish Position and metres gained

First Arrow shows distance gain/loss from 2nd Qtr to 3rd Qtr, Second Arrow shows distance gain/loss from 3rd Qtr to Finish Blue arrow indicates best gain in these quarters.



800

Visual positions in race at 2nd Quarter



400

Visual positions in race at 3rd Quarter



Powered by



Harness Analyser

Sectional Analysis Software

Not just form | Free Trial

www.facebook.com/PJHarnessRacing



RISE Digital, Harness Racing Australia nor the provider accepts any responsibility for the completeness or accuracy of any of the information contained herein, and makes no representations about its suitability for any particular purpose. Users should make their own judgements about those matters and/or seek independent advice. You assume all risks associated with use of data provided on this page

Newcastle Race 2 Distance 1609m

Friday, 19 September 2025

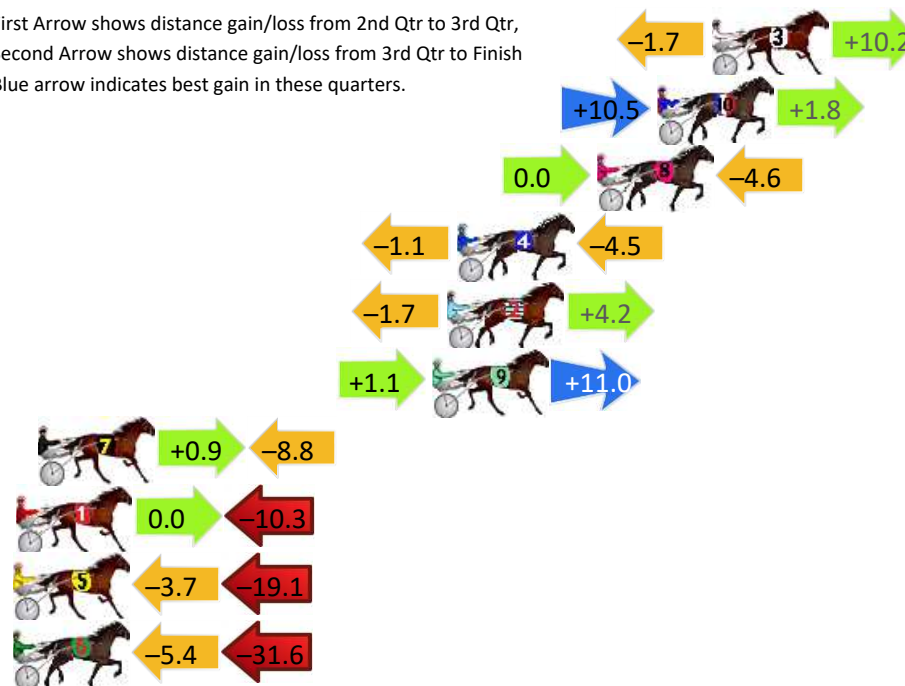
Gross Time: 1:52.90 MileRate: 1:52.90 LeadTime: 0.00s First Qtr: 27.00s Second Qtr: 29.30s Third Qtr: 28.30s Fourth Qtr: 28.30s

DATA TABLE: 800 / 400 Posi's are position from leader and (how wide the horse was at that position)

NoHorse	Plc	Mar	800 Posi	400 Posi	Time	3rd Qtr	4th Qt
3 Playa Blanca	1	0.0m	8.5m (0)	10.2m (0)	1:52.90	28.42s	27.58s
10 Rivera Lou	2	2.2m	14.5m (1)	4.0m (1)	1:53.06	27.56s	28.18s
8 Spunkys Gotsecrets	3	4.6m	0.0m (0)	0.0m (0)	1:53.24	28.30s	28.64s
4 Ultra Bliss	4	10.2m	4.6m (0)	5.7m (0)	1:53.66	28.38s	28.66s
2 Ire Of The Dragon	5	10.6m	13.1m (0)	14.8m (0)	1:53.69	28.42s	28.05s
9 Louie Dada	6	11.2m	23.3m (0)	22.2m (1)	1:53.73	28.22s	27.57s
7 Kissmelvis	7	27.0m	19.1m (1)	18.2m (2)	1:54.91	28.24s	29.03s
1 Forgive And Forget	8	27.9m	17.6m (0)	17.6m (1)	1:54.97	28.30s	29.13s
5 Captain Dorian	9	32.8m	10.0m (1)	13.7m (2)	1:55.34	28.56s	29.78s
6 Mister Cheese	10	42.4m	5.4m (1)	10.8m (1)	1:56.05	28.68s	30.69s

Finish Position and metres gained

First Arrow shows distance gain/loss from 2nd Qtr to 3rd Qtr,
Second Arrow shows distance gain/loss from 3rd Qtr to Finish
Blue arrow indicates best gain in these quarters.



800

Visual positions in race at 2nd Quarter



400

Visual positions in race at 3rd Quarter



Powered by



Harness Analyser

Sectional Analysis Software

Not just form | Free Trial

www.facebook.com/PJHarnessRacing



RISE Digital, Harness Racing Australia nor the provider accepts any responsibility for the completeness or accuracy of any of the information contained herein, and makes no representations about its suitability for any particular purpose. Users should make their own judgements about those matters and/or seek independent advice. You assume all risks associated with use of data provided on this page

Newcastle Race 3 Distance 1609m

Friday, 19 September 2025

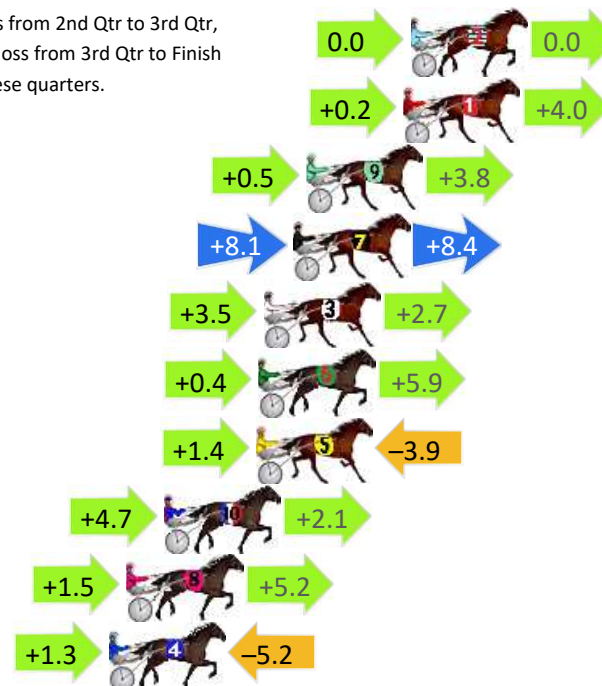
Gross Time: 1:54.20 MileRate: 1:54.20 LeadTime: 0.00s First Qtr: 27.70s Second Qtr: 30.10s Third Qtr: 28.50s Fourth Qtr: 27.90s

DATA TABLE: 800 / 400 Posi's are position from leader and (how wide the horse was at that position)

NoHorse	Plc	Mar	800 Posi	400 Posi	Time	3rd Qtr	4th Qt
2 Mammals Riddle	1	0.0m	0.0m (0)	0.0m (0)	1:54.20	28.50s	27.90s
1 Spirit King	2	0.3m	4.5m (0)	4.3m (0)	1:54.22	28.48s	27.62s
9 Bolero	3	4.2m	8.5m (0)	8.0m (0)	1:54.51	28.46s	27.65s
7 Bat Matson	4	4.7m	21.2m (1)	13.1m (2)	1:54.54	27.92s	27.32s
3 American Werewolf	5	5.9m	12.1m (1)	8.6m (2)	1:54.63	28.24s	27.73s
6 Sunday Mornings	6	6.1m	12.4m (0)	12.0m (0)	1:54.65	28.46s	27.51s
5 Abstract Art	7	6.2m	3.7m (1)	2.3m (1)	1:54.65	28.40s	28.19s
10 Yesnomaybeso	8	9.9m	16.7m (1)	12.0m (1)	1:54.93	28.16s	27.79s
8 Rick Reilly	9	11.4m	18.1m (0)	16.6m (1)	1:55.04	28.38s	27.58s
4 Heza Player	10	12.1m	8.2m (1)	6.9m (1)	1:55.09	28.40s	28.31s

Finish Position and metres gained

First Arrow shows distance gain/loss from 2nd Qtr to 3rd Qtr,
Second Arrow shows distance gain/loss from 3rd Qtr to Finish
Blue arrow indicates best gain in these quarters.



800

Visual positions in race at 2nd Quarter



400

Visual positions in race at 3rd Quarter

Newcastle Race 4 Distance 2030m

Friday, 19 September 2025

Gross Time: 2:24.20

MileRate: 1:54.30

LeadTime: 28.50s

First Qtr: 29.60s

Second Qtr: 28.80s

Third Qtr: 28.50s


Fourth Qtr: 28.80s

DATA TABLE: 800 / 400 Posi's are position from leader and (how wide the horse was at that position)

No	Horse	Plc	Mar	800 Posi	400 Posi	Time	3rd Qtr	4th Qt
2	Always Be Chaps	1	0.0m	0.0m (0)	0.0m (0)	2:24.20	28.50s	28.80s
10	Ashleys Blue Chip	2	2.9m	11.6m (1)	6.7m (2)	2:24.42	28.16s	28.54s
4	Titian Raider	3	3.6m	7.6m (1)	2.3m (1)	2:24.47	28.12s	28.91s
9	Rouge Bling	4	10.7m	9.0m (0)	9.0m (0)	2:25.01	28.50s	28.97s
5	Mondello Beach	5	12.5m	16.1m (1)	12.4m (2)	2:25.14	28.24s	28.86s
8	Debonaire	6	20.3m	14.7m (0)	14.1m (1)	2:25.73	28.46s	29.33s
1	Princess Remi	7	26.4m	4.5m (0)	5.1m (0)	2:26.20	28.54s	30.44s
7	Sally Bigtime	8	46.2m	21.2m (1)	18.0m (2)	2:27.69	28.28s	31.01s
3	Rock Fisherman	9	55.6m	3.1m (1)	9.6m (1)	2:28.40	28.96s	32.32s

Finish Position and metres gained

First Arrow shows distance gain/loss from 2nd Qtr to 3rd Qtr,
Second Arrow shows distance gain/loss from 3rd Qtr to Finish
Blue arrow indicates best gain in these quarters.



800

Visual positions in race at 2nd Quarter



400

Visual positions in race at 3rd Quarter



Powered by



Harness Analyser

Sectional Analysis Software

Not just form | Free Trial

www.facebook.com/PJHarnessRacing



RISE Digital, Harness Racing Australia nor the provider accepts any responsibility for the completeness or accuracy of any of the information contained herein, and makes no representations about its suitability for any particular purpose. Users should make their own judgements about those matters and/or seek independent advice. You assume all risks associated with use of data provided on this page

Newcastle Race 5 Distance 1609m

Friday, 19 September 2025

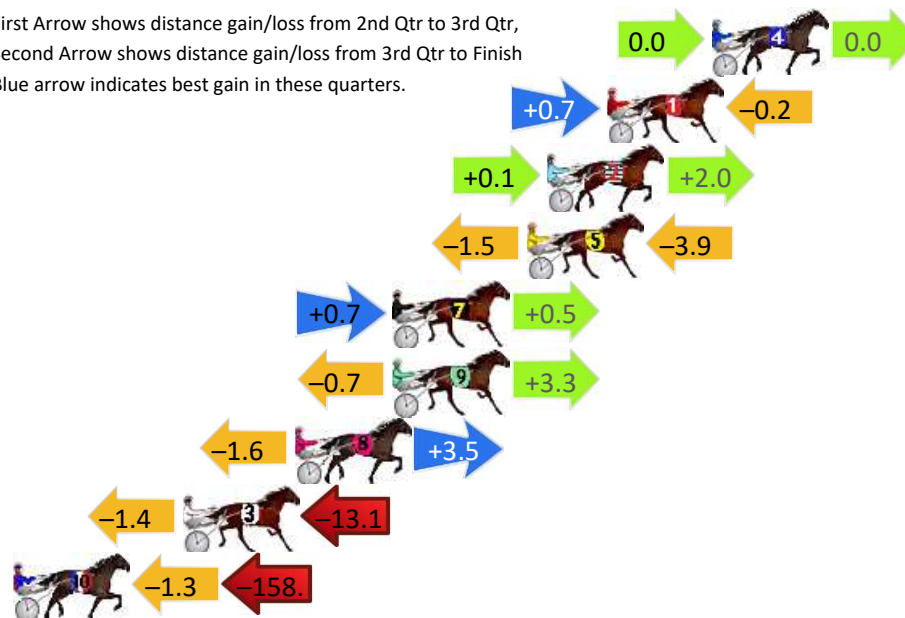
Gross Time: 1:52.80 MileRate: 1:52.80 LeadTime: 0.00s First Qtr: 27.80s Second Qtr: 29.10s Third Qtr: 27.70s Fourth Qtr: 28.20s

DATA TABLE: 800 / 400 Posi's are position from leader and (how wide the horse was at that position)

NoHorse	Plc	Mar	800 Posi	400 Posi	Time	3rd Qtr	4th Qt
4 Stagecoach	1	0.0m	0.0m (0)	0.0m (0)	1:52.80	27.70s	28.20s
1 Quartzite	2	4.2m	4.7m (0)	4.0m (0)	1:53.11	27.66s	28.23s
2 Some Chevron	3	6.6m	8.7m (0)	8.6m (0)	1:53.29	27.70s	28.09s
5 Port Au Prince	4	7.4m	2.0m (1)	3.5m (1)	1:53.35	27.80s	28.51s
7 Alta Magacian	5	12.8m	14.0m (0)	13.3m (0)	1:53.75	27.66s	28.23s
9 Surfers Delight	5	12.8m	15.4m (1)	16.1m (1)	1:53.75	27.76s	28.03s
8 Saint Crusader	7	16.7m	18.6m (0)	20.2m (0)	1:54.04	27.82s	28.04s
3 Little Demon	8	21.2m	6.7m (1)	8.1m (1)	1:54.37	27.80s	29.21s
10 Ravishing Sloy	9	170.4m	10.8m (1)	12.1m (1)	2:05.43	27.80s	39.99s

Finish Position and metres gained

First Arrow shows distance gain/loss from 2nd Qtr to 3rd Qtr,
Second Arrow shows distance gain/loss from 3rd Qtr to Finish
Blue arrow indicates best gain in these quarters.



800

Visual positions in race at 2nd Quarter



400

Visual positions in race at 3rd Quarter



Powered by



Harness Analyser

Sectional Analysis Software

Not just form | Free Trial

www.facebook.com/PJHarnessRacing



RISE Digital, Harness Racing Australia nor the provider accepts any responsibility for the completeness or accuracy of any of the information contained herein, and makes no representations about its suitability for any particular purpose. Users should make their own judgements about those matters and/or seek independent advice. You assume all risks associated with use of data provided on this page

Newcastle Race 6 Distance 1609m

Friday, 19 September 2025


Gross Time: 1:55.00 MileRate: 1:55.00 LeadTime: 0.00s First Qtr: 28.10s Second Qtr: 30.60s Third Qtr: 28.10s Fourth Qtr: 28.30s

DATA TABLE: 800 / 400 Posi's are position from leader and (how wide the horse was at that position)

No	Horse	Plc	Mar	800 Posi	400 Posi	Time	3rd Qtr	4th Qt
1	Rockin Miss Regina	1	0.0m	9.2m (0)	11.4m (0)	1:55.00	28.26s	27.50s
10	Wheres My Reason	2	0.2m	7.7m (1)	8.0m (2)	1:55.01	28.12s	27.75s
6	Our Ultimate Lexi	3	0.7m	0.0m (0)	0.0m (0)	1:55.05	28.10s	28.35s
3	Ultimate All Star	4	3.0m	4.0m (0)	7.4m (0)	1:55.22	28.34s	28.00s
5	The Eye In The Sky	5	6.7m	17.8m (0)	19.4m (0)	1:55.50	28.22s	27.44s
11	Fake Friends	6	10.2m	11.7m (1)	11.4m (1)	1:55.76	28.08s	28.26s
9	Designa Label	7	13.3m	13.8m (0)	16.6m (1)	1:55.99	28.30s	28.13s
7	Line Of Courage	8	13.6m	15.8m (1)	16.0m (2)	1:56.01	28.12s	28.19s
4	Lucky Luda	9	23.8m	2.6m (1)	7.4m (1)	1:56.77	28.44s	29.55s
8	Perfectdelight	10	61.2m	19.8m (1)	12.0m (2)	1:59.55	27.56s	32.01s

Finish Position and metres gained

First Arrow shows distance gain/loss from 2nd Qtr to 3rd Qtr, Second Arrow shows distance gain/loss from 3rd Qtr to Finish Blue arrow indicates best gain in these quarters.



800

Visual positions in race at 2nd Quarter



400

Visual positions in race at 3rd Quarter



Powered by



Harness Analyser

Sectional Analysis Software

Not just form | Free Trial

www.facebook.com/PJHarnessRacing



RISE Digital, Harness Racing Australia nor the provider accepts any responsibility for the completeness or accuracy of any of the information contained herein, and makes no representations about its suitability for any particular purpose. Users should make their own judgements about those matters and/or seek independent advice. You assume all risks associated with use of data provided on this page

Newcastle Race 7 Distance 1609m

Friday, 19 September 2025



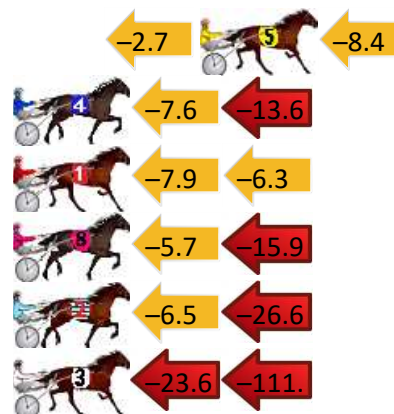
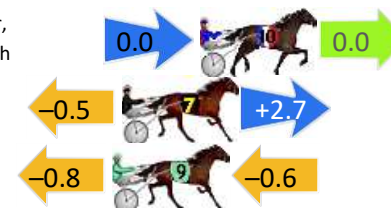
Gross Time: 1:54.30 MileRate: 1:54.30 LeadTime: 0.00s First Qtr: 29.00s Second Qtr: 29.40s Third Qtr: 27.30s Fourth Qtr: 28.60s

DATA TABLE: 800 / 400 Posi's are position from leader and (how wide the horse was at that position)

No	Horse	Plc	Mar	800 Posi	400 Posi	Time	3rd Qtr	4th Qt
10	Kasbah	1	0.0m	0.0m (0)	0.0m (0)	1:54.30	27.30s	28.60s
7	Sweet Tara	2	3.1m	5.3m (0)	5.8m (0)	1:54.53	27.34s	28.43s
9	Errol Fin	3	3.5m	2.1m (1)	2.9m (1)	1:54.56	27.36s	28.66s
5	Lazena	4	20.5m	9.4m (0)	12.1m (0)	1:55.84	27.50s	29.30s
4	Yesnoletsgo	5	28.0m	6.8m (1)	14.4m (1)	1:56.40	27.84s	29.70s
1	Reckless Convict	6	31.6m	17.4m (1)	25.3m (1)	1:56.67	27.88s	29.21s
8	Reserve Bank	7	34.9m	13.3m (1)	19.0m (1)	1:56.92	27.72s	29.90s
2	Kay Jay Miki	8	47.3m	14.2m (0)	20.7m (0)	1:57.85	27.78s	30.71s
3	Rorey Jay	9	332.8m	198.0m (0)	221.6m (0)	2:19.29	29.26s	38.19s

Finish Position and metres gained

First Arrow shows distance gain/loss from 2nd Qtr to 3rd Qtr, Second Arrow shows distance gain/loss from 3rd Qtr to Finish
Blue arrow indicates best gain in these quarters.



Newcastle Race 8 Distance 1609m

Friday, 19 September 2025

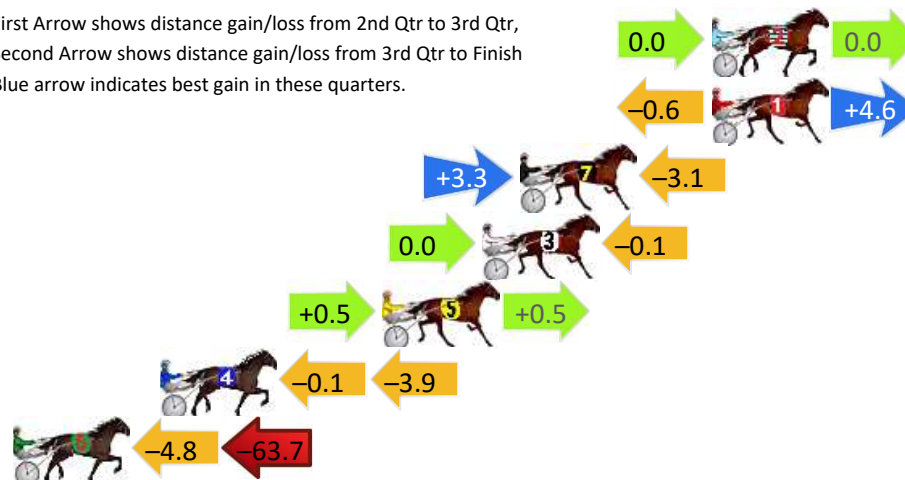
Gross Time: 1:54.50 MileRate: 1:54.50 LeadTime: 0.00s First Qtr: 27.40s Second Qtr: 30.50s Third Qtr: 28.40s Fourth Qtr: 28.20s

DATA TABLE: 800 / 400 Posi's are position from leader and (how wide the horse was at that position)

NoHorse	Plc	Mar	800 Posi	400 Posi	Time	3rd Qtr	4th Qt
2 Mydnight	1	0.0m	0.0m (0)	0.0m (0)	1:54.50	28.40s	28.20s
1 Grumpyshannon	2	0.0m	4.0m (0)	4.6m (0)	1:54.50	28.44s	27.88s
7 Lochinvar Marcello	3	7.7m	7.9m (1)	4.6m (1)	1:55.07	28.16s	28.45s
3 Count Your Blessin	4	9.2m	9.1m (0)	9.1m (0)	1:55.18	28.40s	28.24s
5 Tennessee Kid	5	13.2m	14.2m (0)	13.7m (0)	1:55.48	28.36s	28.22s
4 The Karma King	6	22.1m	18.1m (0)	18.2m (0)	1:56.14	28.40s	28.56s
6 Double Needs	7	72.2m	3.7m (1)	8.5m (1)	1:59.85	28.74s	32.95s

Finish Position and metres gained

First Arrow shows distance gain/loss from 2nd Qtr to 3rd Qtr,
Second Arrow shows distance gain/loss from 3rd Qtr to Finish
Blue arrow indicates best gain in these quarters.



800

Visual positions in race at 2nd Quarter



400

Visual positions in race at 3rd Quarter



Powered by



Harness Analyser

Sectional Analysis Software

Not just form | Free Trial

www.facebook.com/PJHarnessRacing



RISE Digital, Harness Racing Australia nor the provider accepts any responsibility for the completeness or accuracy of any of the information contained herein, and makes no representations about its suitability for any particular purpose. Users should make their own judgements about those matters and/or seek independent advice. You assume all risks associated with use of data provided on this page

Newcastle Race 9 Distance 1609m

Friday, 19 September 2025


Gross Time: 1:55.80 MileRate: 1:55.80 LeadTime: 0.00s First Qtr: 28.10s Second Qtr: 30.80s Third Qtr: 29.20s Fourth Qtr: 27.70s

DATA TABLE: 800 / 400 Posi's are position from leader and (how wide the horse was at that position)

No	Horse	Plc	Mar	800 Posi	400 Posi	Time	3rd Qtr	4th Qt
5	Lets N Joy	1	0.0m	4.4m (0)	5.1m (0)	1:55.80	29.24s	27.34s
6	Chlobro	2	4.5m	0.0m (0)	0.0m (0)	1:56.13	29.20s	28.03s
3	Upstream	3	4.9m	8.8m (0)	9.6m (0)	1:56.16	29.24s	27.38s
7	War Western	4	5.6m	4.1m (1)	1.7m (1)	1:56.21	29.02s	27.99s
2	Lucky Rictor	5	11.9m	8.0m (1)	6.2m (1)	1:56.67	29.06s	28.13s
10	Nifty Studleigh	6	16.1m	12.4m (1)	10.8m (1)	1:56.97	29.06s	28.11s
8	Wallaroy Boy	7	17.4m	16.3m (1)	14.7m (1)	1:57.07	29.06s	27.93s
9	Slingshot	8	19.4m	17.1m (0)	18.1m (0)	1:57.21	29.24s	27.83s
4	Mystical Sunshine	9	21.6m	22.1m (0)	19.2m (1)	1:57.37	28.96s	27.91s
1	Major Poppi	10	26.5m	12.7m (0)	13.6m (0)	1:57.73	29.24s	28.67s

Finish Position and metres gained

First Arrow shows distance gain/loss from 2nd Qtr to 3rd Qtr,
Second Arrow shows distance gain/loss from 3rd Qtr to Finish
Blue arrow indicates best gain in these quarters.



800

Visual positions in race at 2nd Quarter



400

Visual positions in race at 3rd Quarter



Powered by



Harness Analyser

Sectional Analysis Software

Not just form | Free Trial

www.facebook.com/PJHarnessRacing



RISE Digital, Harness Racing Australia nor the provider accepts any responsibility for the completeness or accuracy of any of the information contained herein, and makes no representations about its suitability for any particular purpose. Users should make their own judgements about those matters and/or seek independent advice. You assume all risks associated with use of data provided on this page