

Wagga Riverina Race 1 Distance 1740m

Friday, 19 September 2025

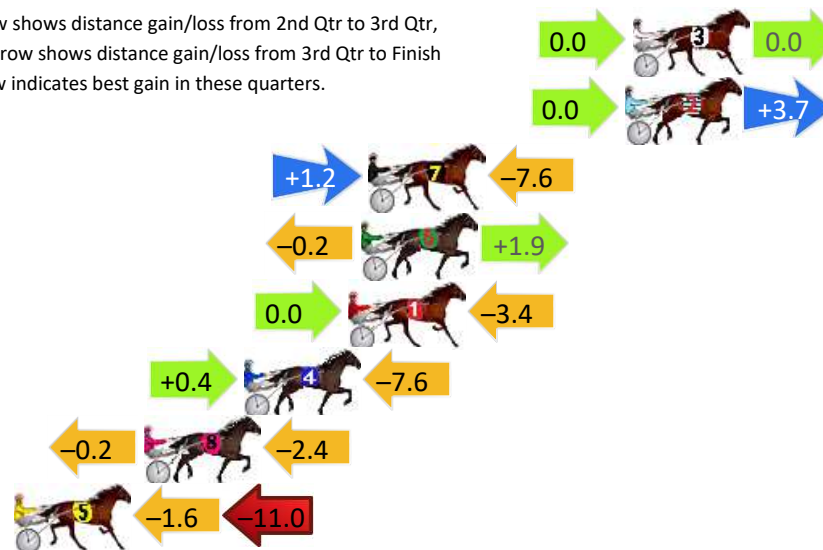
Gross Time: 2:03.10 MileRate: 1:53.90 LeadTime: 8.50s First Qtr: 29.00s Second Qtr: 30.70s Third Qtr: 27.60s Fourth Qtr: 27.30s

DATA TABLE: 800 / 400 Posi's are position from leader and (how wide the horse was at that position)

No	Horse	Plc	Mar	800 Posi	400 Posi	Time	3rd Qtr	4th Qt
3	Eye Wish	1	0.0m	0.0m (0)	0.0m (0)	2:03.10	27.60s	27.30s
2	Applauding	2	0.3m	4.0m (0)	4.0m (0)	2:03.12	27.60s	27.05s
7	Shezaglamourgirl	3	10.6m	4.2m (1)	3.0m (1)	2:03.86	27.52s	27.82s
6	Yirradiva	4	10.9m	12.6m (1)	12.8m (1)	2:03.88	27.61s	27.17s
1	Machx The Stranger	5	11.4m	8.0m (0)	8.0m (0)	2:03.92	27.60s	27.53s
4	Im On No Sleep	6	15.6m	8.4m (1)	8.0m (1)	2:04.22	27.58s	27.82s
8	Ideal Lilly	7	19.6m	17.0m (0)	17.2m (1)	2:04.51	27.61s	27.46s
5	Anyoneforadrink	8	24.8m	12.2m (0)	13.8m (0)	2:04.88	27.71s	28.05s

Finish Position and metres gained

First Arrow shows distance gain/loss from 2nd Qtr to 3rd Qtr,
Second Arrow shows distance gain/loss from 3rd Qtr to Finish
Blue arrow indicates best gain in these quarters.



800

Visual positions in race at 2nd Quarter



400

Visual positions in race at 3rd Quarter

Wagga Riverina Race 2 Distance 1740m

Friday, 19 September 2025


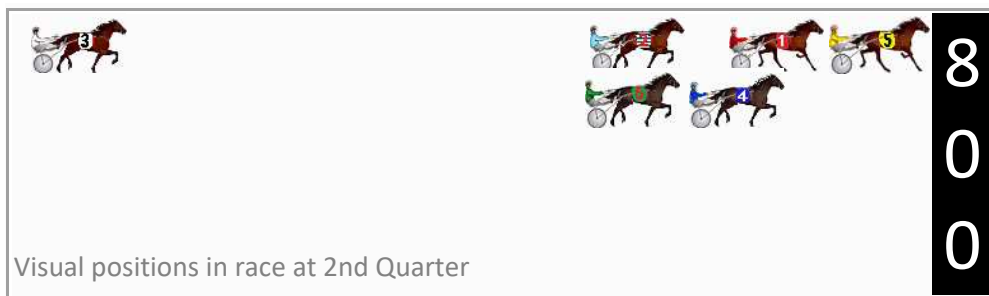
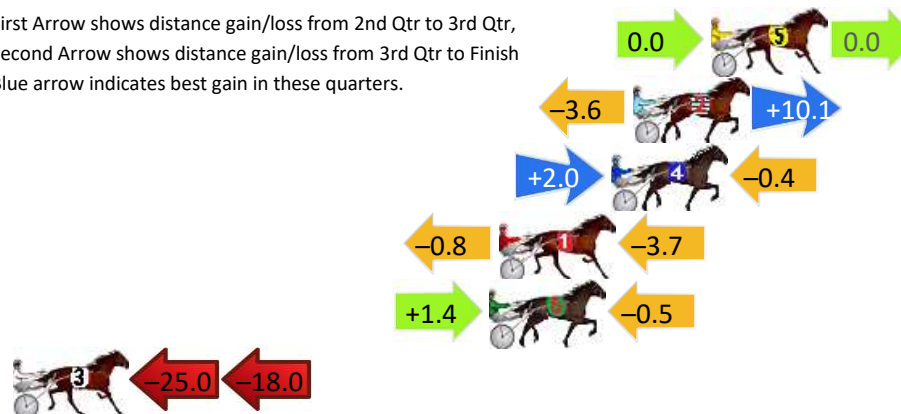
Gross Time: 2:03.20 MileRate: 1:53.90 LeadTime: 8.70s First Qtr: 28.90s Second Qtr: 30.40s Third Qtr: 27.80s Fourth Qtr: 27.40s

DATA TABLE: 800 / 400 Posi's are position from leader and (how wide the horse was at that position)

NoHorse	Plc	Mar	800 Posi	400 Posi	Time	3rd Qtr	4th Qt
5 Uptown Chance	1	0.0m	0.0m (0)	0.0m (0)	2:03.20	27.80s	27.40s
2 Seaside Sid	2	3.1m	9.6m (0)	13.2m (1)	2:03.42	28.04s	26.71s
4 Tappy	3	4.0m	5.6m (1)	3.6m (1)	2:03.49	27.66s	27.43s
1 Set Play	4	8.5m	4.0m (0)	4.8m (0)	2:03.81	27.86s	27.65s
6 Bogdanavic	5	8.9m	9.8m (1)	8.4m (1)	2:03.84	27.70s	27.43s
3 The Wicked Warrior	6	93.0m	50.0m (0)	75.0m (0)	2:09.91	29.52s	28.63s

Finish Position and metres gained

First Arrow shows distance gain/loss from 2nd Qtr to 3rd Qtr,
Second Arrow shows distance gain/loss from 3rd Qtr to Finish
Blue arrow indicates best gain in these quarters.



Wagga Riverina Race 3 Distance 2270m

Friday, 19 September 2025

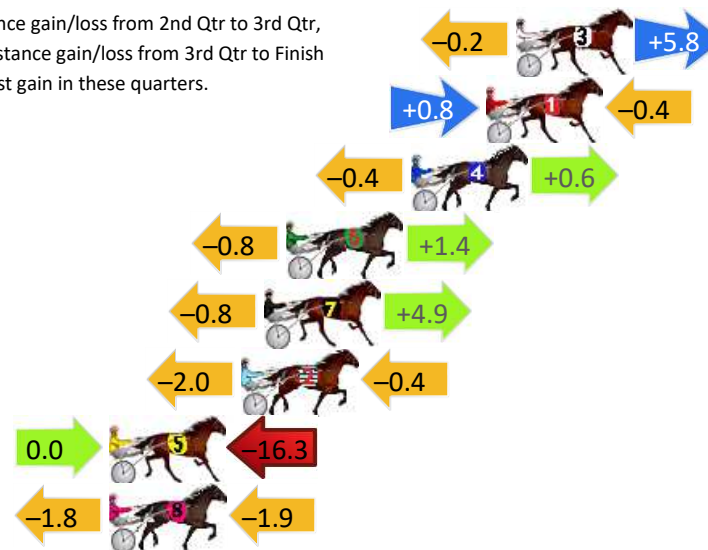
Gross Time: 2:46.00 MileRate: 1:57.70 LeadTime: 49.50s First Qtr: 29.90s Second Qtr: 30.20s Third Qtr: 28.00s Fourth Qtr: 28.40s

DATA TABLE: 800 / 400 Posi's are position from leader and (how wide the horse was at that position)

No	Horse	Plc	Mar	800 Posi	400 Posi	Time	3rd Qtr	4th Qt
3	Wazowski	1	0.0m	5.6m (1)	5.8m (1)	2:46.00	28.02s	27.99s
1	Bound For Trouble	2	1.2m	1.6m (1)	0.8m (1)	2:46.09	27.94s	28.43s
4	Lewendon	3	4.2m	4.4m (0)	4.8m (0)	2:46.31	28.03s	28.36s
6	Island Mandalay	4	9.2m	9.8m (1)	10.6m (2)	2:46.69	28.06s	28.30s
7	Krissy	5	10.1m	14.2m (1)	15.0m (2)	2:46.75	28.06s	28.05s
2	Reason To Laugh	6	11.0m	8.6m (0)	10.6m (0)	2:46.82	28.14s	28.43s
5	Captain DeeJay	7	16.3m	0.0m (0)	0.0m (0)	2:47.22	27.99s	29.55s
8	Mister Crunch	8	16.3m	12.6m (0)	14.4m (1)	2:47.22	28.13s	28.53s

Finish Position and metres gained

First Arrow shows distance gain/loss from 2nd Qtr to 3rd Qtr,
Second Arrow shows distance gain/loss from 3rd Qtr to Finish
Blue arrow indicates best gain in these quarters.



Visual positions in race at 2nd Quarter



Visual positions in race at 3rd Quarter

Wagga Riverina Race 4 Distance 2270m

Friday, 19 September 2025

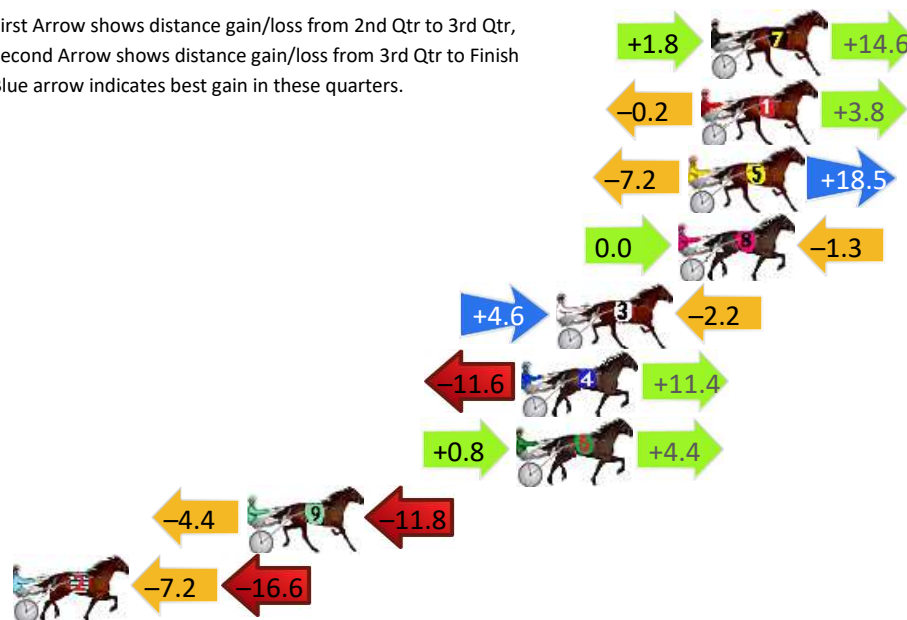
Gross Time: 2:45.90 MileRate: 1:57.60 LeadTime: 48.70s First Qtr: 30.30s Second Qtr: 29.90s Third Qtr: 27.30s Fourth Qtr: 29.70s

DATA TABLE: 800 / 400 Posi's are position from leader and (how wide the horse was at that position)

No	Horse	Plc	Mar	800 Posi	400 Posi	Time	3rd Qtr	4th Qt
7	Significant Laz	1	0.0m	16.4m (0)	14.6m (2)	2:45.90	27.22s	28.62s
1	Shaken Sands	2	0.4m	4.0m (0)	4.2m (0)	2:45.93	27.33s	29.42s
5	Always Exclusif	3	0.9m	12.2m (0)	19.4m (0)	2:45.97	27.87s	28.33s
8	Amerikin Runa	4	1.3m	0.0m (0)	0.0m (0)	2:46.00	27.30s	29.80s
3	Davolas Legacy	5	6.2m	8.6m (2)	4.0m (2)	2:46.38	26.97s	29.86s
4	Kristysgirl	6	7.6m	7.4m (1)	19.0m (1)	2:46.49	28.16s	28.86s
6	Quickshift Girl	7	7.8m	13.0m (1)	12.2m (1)	2:46.51	27.26s	29.38s
9	Im Princess Nellie	8	18.6m	2.4m (1)	6.8m (1)	2:47.35	27.58s	30.57s
2	Spread The Fear	9	31.8m	8.0m (0)	15.2m (0)	2:48.38	27.76s	30.93s


Finish Position and metres gained

First Arrow shows distance gain/loss from 2nd Qtr to 3rd Qtr,
Second Arrow shows distance gain/loss from 3rd Qtr to Finish
Blue arrow indicates best gain in these quarters.



800

Visual positions in race at 2nd Quarter



400

Visual positions in race at 3rd Quarter

Wagga Riverina Race 5 Distance 2270m

Friday, 19 September 2025


Gross Time: 2:46.00 MileRate: 1:57.70 LeadTime: 49.20s First Qtr: 30.40s Second Qtr: 29.40s Third Qtr: 28.10s Fourth Qtr: 28.90s

DATA TABLE: 800 / 400 Posi's are position from leader and (how wide the horse was at that position)

No	Horse	Plc	Mar	800 Posi	400 Posi	Time	3rd Qtr	4th Qt
5	Mop	1	0.0m	11.4m (1)	7.6m (2)	2:46.00	27.84s	28.35s
4	Im Harvey Specter	2	0.2m	15.6m (1)	12.4m (2)	2:46.02	27.89s	28.02s
6	Bettes Blue Violet	3	4.3m	7.2m (1)	3.4m (2)	2:46.33	27.83s	28.96s
1	Fiftyshadesofhay	4	4.6m	0.0m (0)	0.0m (0)	2:46.35	28.10s	29.23s
8	Spring Delight	5	7.3m	19.8m (1)	17.6m (1)	2:46.55	27.95s	28.16s
2	Hes A Terror	6	9.7m	3.0m (1)	4.2m (1)	2:46.74	28.18s	29.30s
9	Roll The Aces	7	16.2m	4.0m (0)	4.2m (0)	2:47.23	28.10s	29.76s
3	Goodtime Jazzi	8	26.1m	9.4m (0)	14.0m (0)	2:47.98	28.41s	29.77s
7	The Banker	9	72.2m	13.6m (0)	12.0m (1)	2:51.48	27.93s	33.23s

Finish Position and metres gained

First Arrow shows distance gain/loss from 2nd Qtr to 3rd Qtr, Second Arrow shows distance gain/loss from 3rd Qtr to Finish
Blue arrow indicates best gain in these quarters.



800

Visual positions in race at 2nd Quarter



400

Visual positions in race at 3rd Quarter



Powered by



Harness Analyser

Sectional Analysis Software

Not just form | Free Trial

www.facebook.com/PJHarnessRacing



RISE Digital, Harness Racing Australia nor the provider accepts any responsibility for the completeness or accuracy of any of the information contained herein, and makes no representations about its suitability for any particular purpose. Users should make their own judgements about those matters and/or seek independent advice. You assume all risks associated with use of data provided on this page

Wagga Riverina Race 6 Distance 1740m

Friday, 19 September 2025


Gross Time: 2:05.10 MileRate: 1:55.70 LeadTime: 8.30s First Qtr: 28.60s Second Qtr: 32.20s Third Qtr: 28.20s Fourth Qtr: 27.80s

DATA TABLE: 800 / 400 Posi's are position from leader and (how wide the horse was at that position)

NoHorse	Plc	Mar	800 Posi	400 Posi	Time	3rd Qtr	4th Qt
3 View The Art	1	0.0m	0.0m (0)	0.0m (0)	2:05.10	28.20s	27.80s
2 Our Rocky	2	3.5m	10.0m (1)	7.0m (1)	2:05.36	27.99s	27.56s
4 Renrow Boy	3	4.0m	6.2m (1)	2.8m (1)	2:05.39	27.96s	27.88s
1 Happy Too Ya	4	10.5m	4.2m (0)	4.4m (0)	2:05.87	28.22s	28.22s
9 The Talk	5	21.0m	9.0m (0)	12.2m (0)	2:06.64	28.43s	28.41s
7 Maginot Line	6	24.1m	13.0m (0)	16.2m (0)	2:06.86	28.43s	28.35s
10 Fe Fe On Fire	7	25.1m	14.0m (1)	12.2m (1)	2:06.94	28.08s	28.69s
8 Papenhuyzen	8	30.2m	17.0m (0)	20.2m (0)	2:07.31	28.43s	28.49s
5 Mason Dixon Line	9	32.9m	18.0m (1)	16.4m (1)	2:07.51	28.10s	28.94s
6 Archie Moth	10	50.5m	22.2m (1)	21.8m (1)	2:08.79	28.19s	29.78s

Finish Position and metres gained

First Arrow shows distance gain/loss from 2nd Qtr to 3rd Qtr,
Second Arrow shows distance gain/loss from 3rd Qtr to Finish
Blue arrow indicates best gain in these quarters.



800

Visual positions in race at 2nd Quarter



400

Visual positions in race at 3rd Quarter



Powered by



Harness Analyser

Sectional Analysis Software

Not just form | Free Trial

www.facebook.com/PJHarnessRacing



RISE Digital, Harness Racing Australia nor the provider accepts any responsibility for the completeness or accuracy of any of the information contained herein, and makes no representations about its suitability for any particular purpose. Users should make their own judgements about those matters and/or seek independent advice. You assume all risks associated with use of data provided on this page

Wagga Riverina Race 7 Distance 1740m

Friday, 19 September 2025


Gross Time: 2:04.40 MileRate: 1:55.00 LeadTime: 8.90s First Qtr: 28.70s Second Qtr: 31.20s Third Qtr: 27.60s Fourth Qtr: 28.00s

DATA TABLE: 800 / 400 Posi's are position from leader and (how wide the horse was at that position)

No	Horse	Plc	Mar	800 Posi	400 Posi	Time	3rd Qtr	4th Qt
3	Seaside Delight	1	0.0m	11.4m (1)	10.8m (1)	2:04.40	27.56s	27.25s
10	Messerati	2	0.3m	7.0m (1)	5.6m (1)	2:04.42	27.51s	27.63s
4	Golden Shooz	3	1.8m	2.6m (1)	0.0m (1)	2:04.53	27.42s	28.13s
1	Ronnie The Hammer	4	2.3m	0.0m (0)	0.0m (0)	2:04.57	27.60s	28.16s
7	Lenard Ess	5	12.0m	13.0m (0)	15.6m (0)	2:05.28	27.78s	27.75s
6	Our Rebel Yell	6	12.2m	19.6m (1)	20.8m (1)	2:05.30	27.69s	27.40s
5	Heavens Badgirl	7	13.5m	8.4m (0)	11.4m (0)	2:05.39	27.81s	28.15s
2	Captain Rival	8	15.8m	15.6m (1)	16.0m (1)	2:05.56	27.63s	27.99s
8	Bubby To Base	9	15.9m	23.8m (1)	24.6m (0)	2:05.57	27.66s	27.39s
9	Swedish Meatballs	10	21.9m	3.8m (0)	7.2m (0)	2:06.01	27.83s	29.02s

Finish Position and metres gained

First Arrow shows distance gain/loss from 2nd Qtr to 3rd Qtr, Second Arrow shows distance gain/loss from 3rd Qtr to Finish Blue arrow indicates best gain in these quarters.



800

Visual positions in race at 2nd Quarter



400

Visual positions in race at 3rd Quarter



Powered by



Harness Analyser

Sectional Analysis Software

Not just form | Free Trial

www.facebook.com/PJHarnessRacing



RISE Digital, Harness Racing Australia nor the provider accepts any responsibility for the completeness or accuracy of any of the information contained herein, and makes no representations about its suitability for any particular purpose. Users should make their own judgements about those matters and/or seek independent advice. You assume all risks associated with use of data provided on this page

Wagga Riverina Race 8 Distance 1740m

Friday, 19 September 2025


Gross Time: 2:03.80 MileRate: 1:54.50 LeadTime: 8.50s First Qtr: 28.70s Second Qtr: 28.90s Third Qtr: 28.20s Fourth Qtr: 29.50s

DATA TABLE: 800 / 400 Posi's are position from leader and (how wide the horse was at that position)

No	Horse	Plc	Mar	800 Posi	400 Posi	Time	3rd Qtr	4th Qt
7	Hes Charlies Angel	1	0.0m	15.0m (1)	15.2m (2)	2:03.80	28.24s	28.39s
9	Carlo Gambino	2	2.2m	8.6m (0)	8.4m (0)	2:03.97	28.20s	29.05s
10	Jimmy James Maguire	3	4.7m	10.4m (1)	10.0m (2)	2:04.16	28.18s	29.11s
5	Herakles	4	5.9m	0.0m (0)	0.0m (0)	2:04.26	28.19s	29.93s
2	Vee Em Gee Macray	5	6.1m	12.6m (0)	12.4m (0)	2:04.27	28.20s	29.04s
6	Play It Cool	6	6.3m	17.2m (0)	17.2m (0)	2:04.29	28.22s	28.70s
1	Wheres The Gold	7	6.9m	4.4m (0)	4.2m (0)	2:04.33	28.18s	29.70s
8	Captain Tom	8	8.2m	19.4m (1)	19.8m (1)	2:04.43	28.25s	28.65s
3	Kickatinalongpony	9	17.7m	6.2m (1)	7.6m (1)	2:05.17	28.28s	30.24s
4	Miki Be Good	10	22.2m	1.2m (1)	1.4m (1)	2:05.52	28.18s	31.03s

Finish Position and metres gained

First Arrow shows distance gain/loss from 2nd Qtr to 3rd Qtr, Second Arrow shows distance gain/loss from 3rd Qtr to Finish Blue arrow indicates best gain in these quarters.



Visual positions in race at 2nd Quarter



Visual positions in race at 3rd Quarter