

# Menangle Race 1 Distance 2300m

Saturday, 20 September 2025


Gross Time: 2:41.50 MileRate: 1:53.00 LeadTime: 49.40s First Qtr: 29.70s Second Qtr: 28.20s Third Qtr: 27.10s Fourth Qtr: 27.10s

DATA TABLE: 800 / 400 Posi's are position from leader and (how wide the horse was at that position)

No	Horse	Plc	Mar	800 Posi	400 Posi	Time	3rd Qtr	4th Qt
5	Miki Pins	1	0.0m	9.3m (1)	10.2m (3)	2:41.50	27.16s	26.41s
7	Rakajed	2	0.6m	0.7m (1)	0.0m (1)	2:41.54	27.05s	27.14s
2	Craftmans Charlie	3	10.3m	4.5m (0)	4.8m (1)	2:42.24	27.12s	27.52s
9	Vite Monet	4	14.6m	18.8m (1)	17.9m (3)	2:42.54	27.04s	26.93s
1	Double Act	5	17.6m	0.0m (0)	0.4m (0)	2:42.76	27.13s	28.33s
4	Van Basten	6	20.5m	5.2m (1)	6.5m (2)	2:42.96	27.19s	28.13s
6	Caulonia Courage	7	23.6m	13.1m (0)	13.5m (0)	2:43.18	27.13s	27.88s
3	Sheffield Sparky	8	25.9m	9.2m (0)	9.3m (0)	2:43.35	27.11s	28.32s
8	Jilliby Fabio	9	26.8m	13.8m (1)	13.6m (2)	2:43.41	27.09s	28.10s

## Finish Position and metres gained

First Arrow shows distance gain/loss from 2nd Qtr to 3rd Qtr,  
Second Arrow shows distance gain/loss from 3rd Qtr to Finish  
Blue arrow indicates best gain in these quarters.



800

Visual positions in race at 2nd Quarter



400

Visual positions in race at 3rd Quarter



Powered by



Harness Analyser

Sectional Analysis Software

Not just form | Free Trial

[www.facebook.com/PJHarnessRacing](http://www.facebook.com/PJHarnessRacing)



RISE Digital, Harness Racing Australia nor the provider accepts any responsibility for the completeness or accuracy of any of the information contained herein, and makes no representations about its suitability for any particular purpose. Users should make their own judgements about those matters and/or seek independent advice. You assume all risks associated with use of data provided on this page

# Menangle Race 2 Distance 1609m

Saturday, 20 September 2025


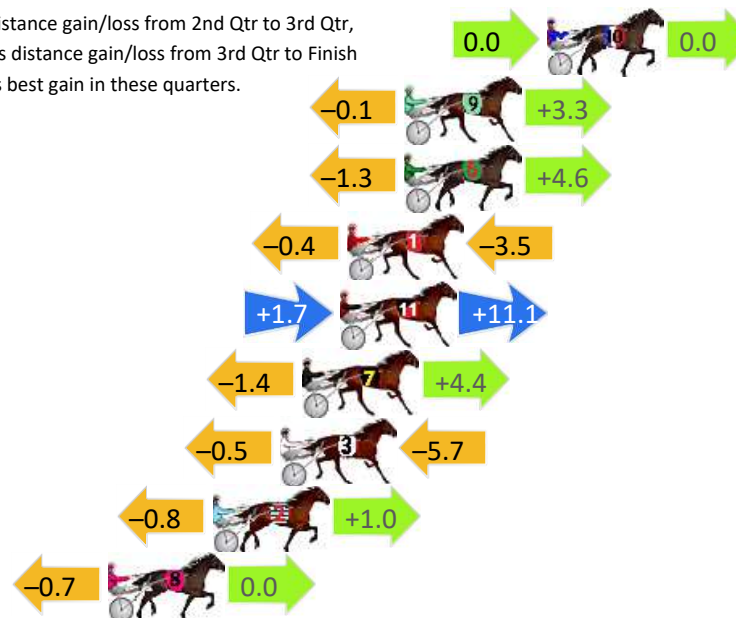
Gross Time: 1:50.00 MileRate: 1:50.00 LeadTime: 0.00s First Qtr: 27.30s Second Qtr: 28.90s Third Qtr: 27.30s Fourth Qtr: 26.50s

DATA TABLE: 800 / 400 Posi's are position from leader and (how wide the horse was at that position)

No	Horse	Plc	Mar	800 Posi	400 Posi	Time	3rd Qtr	4th Qt
10	Kingman	1	0.0m	0.0m (0)	0.0m (0)	1:50.00	27.30s	26.50s
9	Classic Mission	2	5.7m	8.9m (0)	9.0m (0)	1:50.40	27.30s	26.30s
6	Ubetcha Tigerpie	3	5.7m	9.0m (1)	10.3m (2)	1:50.40	27.38s	26.21s
1	Helluva	4	8.0m	4.1m (0)	4.5m (0)	1:50.56	27.32s	26.76s
11	Max Delight	5	8.3m	21.1m (1)	19.4m (0)	1:50.58	27.17s	25.78s
7	Bainbridge	6	9.8m	12.8m (1)	14.2m (2)	1:50.68	27.38s	26.24s
3	Rock N Roll Doo	7	10.7m	4.5m (1)	5.0m (1)	1:50.75	27.33s	26.91s
2	Hes Chiming	8	13.4m	13.6m (0)	14.4m (0)	1:50.94	27.34s	26.48s
8	Loyalist	9	17.6m	16.9m (1)	17.6m (1)	1:51.23	27.33s	26.56s

## Finish Position and metres gained

First Arrow shows distance gain/loss from 2nd Qtr to 3rd Qtr,  
Second Arrow shows distance gain/loss from 3rd Qtr to Finish  
Blue arrow indicates best gain in these quarters.



800

Visual positions in race at 2nd Quarter



400

Visual positions in race at 3rd Quarter

# Menangle Race 3 Distance 1609m

Saturday, 20 September 2025

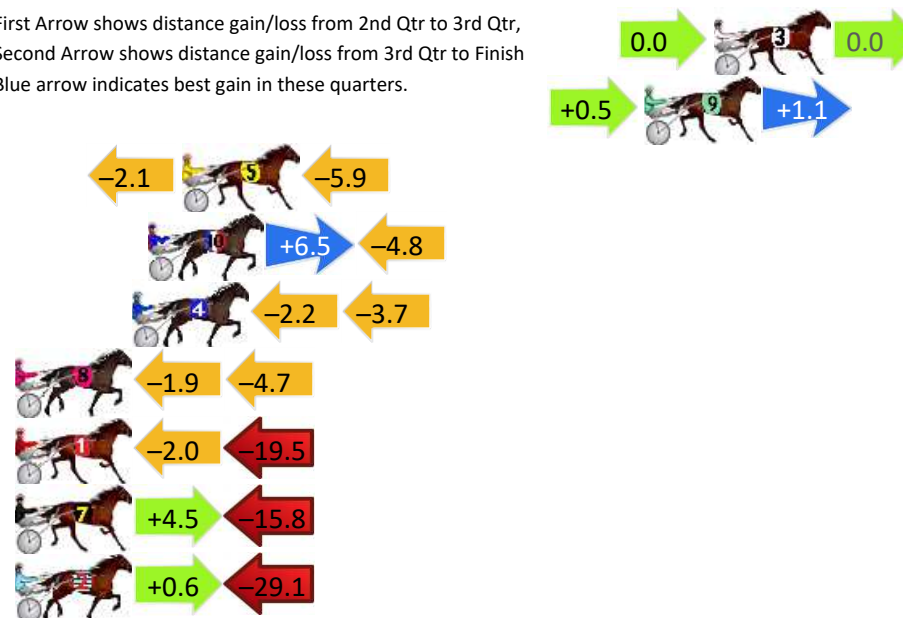
Gross Time: 1:49.90 MileRate: 1:49.90 LeadTime: 0.00s First Qtr: 26.50s Second Qtr: 29.10s Third Qtr: 27.80s Fourth Qtr: 26.50s

DATA TABLE: 800 / 400 Posi's are position from leader and (how wide the horse was at that position)

No	Horse	Plc	Mar	800 Posi	400 Posi	Time	3rd Qtr	4th Qt
3	Sao Paulo Simba	1	0.0m	0.0m (0)	0.0m (0)	1:49.90	27.80s	26.50s
9	Itzbuddha	2	2.8m	4.4m (0)	3.9m (0)	1:50.10	27.76s	26.44s
5	Springfield Affair	3	21.3m	13.3m (0)	15.4m (0)	1:51.39	27.92s	26.95s
10	Royal Division	4	22.7m	24.4m (1)	17.9m (2)	1:51.49	27.32s	26.88s
4	Perun	5	23.3m	17.4m (0)	19.6m (0)	1:51.53	27.92s	26.81s
8	Applied	6	28.0m	21.4m (0)	23.3m (1)	1:51.86	27.89s	26.88s
1	Luke John	7	30.5m	9.0m (0)	11.0m (0)	1:52.03	27.92s	27.89s
7	Siren Sea	8	30.8m	19.5m (1)	15.0m (1)	1:52.05	27.47s	27.64s
2	Montefiore	9	76.5m	48.0m (0)	47.4m (0)	1:55.25	27.68s	28.65s

## Finish Position and metres gained

First Arrow shows distance gain/loss from 2nd Qtr to 3rd Qtr,  
Second Arrow shows distance gain/loss from 3rd Qtr to Finish  
Blue arrow indicates best gain in these quarters.



# Menangle Race 4 Distance 2300m

Saturday, 20 September 2025

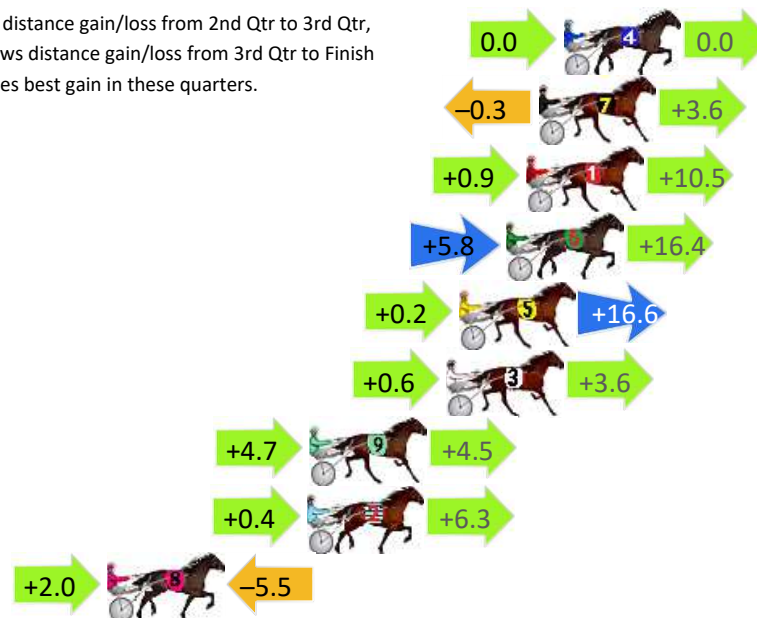
Gross Time: 2:44.80 MileRate: 1:55.30 LeadTime: 49.70s First Qtr: 30.30s Second Qtr: 28.60s Third Qtr: 28.00s Fourth Qtr: 28.20s

DATA TABLE: 800 / 400 Posi's are position from leader and (how wide the horse was at that position)

NoHorse	Plc	Mar	800 Posi	400 Posi	Time	3rd Qtr	4th Qt
4 Dom Toretto	1	0.0m	0.0m (0)	0.0m (0)	2:44.80	28.00s	28.20s
7 Montalbano	2	1.0m	4.3m (0)	4.6m (0)	2:44.87	28.02s	27.95s
1 Fire Fox	3	1.5m	12.9m (0)	12.0m (0)	2:44.91	27.94s	27.47s
6 Terry	4	2.3m	24.5m (1)	18.7m (2)	2:44.97	27.60s	27.06s
5 Our Uncle Jim	5	4.2m	21.0m (0)	20.8m (1)	2:45.11	27.99s	27.06s
3 Jillibyjacksparrow	6	4.7m	8.9m (0)	8.3m (0)	2:45.15	27.96s	27.97s
9 Spirit Of Arion	7	10.2m	19.4m (1)	14.7m (2)	2:45.56	27.68s	27.93s
2 One For The Rodi	8	10.3m	17.0m (0)	16.6m (0)	2:45.56	27.98s	27.80s
8 Roclea Image	9	18.3m	14.8m (1)	12.8m (1)	2:46.16	27.87s	28.66s


## Finish Position and metres gained

First Arrow shows distance gain/loss from 2nd Qtr to 3rd Qtr,  
Second Arrow shows distance gain/loss from 3rd Qtr to Finish  
Blue arrow indicates best gain in these quarters.



800

Visual positions in race at 2nd Quarter



400

Visual positions in race at 3rd Quarter



Powered by



Harness Analyser

Sectional Analysis Software

Not just form | Free Trial

www.facebook.com/PJHarnessRacing



RISE Digital, Harness Racing Australia nor the provider accepts any responsibility for the completeness or accuracy of any of the information contained herein, and makes no representations about its suitability for any particular purpose. Users should make their own judgements about those matters and/or seek independent advice. You assume all risks associated with use of data provided on this page



# Menangle Race 5 Distance 2300m

Saturday, 20 September 2025


Gross Time: 2:43.50 MileRate: 1:54.40 LeadTime: 48.10s First Qtr: 30.60s Second Qtr: 30.20s Third Qtr: 28.20s Fourth Qtr: 26.40s

DATA TABLE: 800 / 400 Posi's are position from leader and (how wide the horse was at that position)

No	Horse	Plc	Mar	800 Posi	400 Posi	Time	3rd Qtr	4th Qt
9	Our Sweet Delight	1	0.0m	0.0m (0)	0.0m (0)	2:43.50	28.20s	26.40s
11	Red Sapphire	2	3.5m	12.7m (1)	7.8m (2)	2:43.74	27.84s	26.12s
5	Classic Elegance	3	6.2m	4.3m (0)	4.1m (0)	2:43.93	28.18s	26.55s
1	Miki Cohen	4	9.1m	12.6m (0)	13.0m (0)	2:44.13	28.20s	26.15s
10	Alta William	5	9.9m	8.4m (1)	2.6m (1)	2:44.19	27.79s	26.92s
8	Pablo Rocks	6	11.4m	17.0m (1)	10.5m (1)	2:44.29	27.73s	26.48s
6	Mike Ross	7	12.2m	21.2m (1)	15.5m (1)	2:44.35	27.77s	26.20s
2	For Always Arden	8	18.2m	17.1m (0)	18.3m (0)	2:44.77	28.24s	26.43s
7	Tuapeka Lou	9	20.7m	8.6m (0)	8.3m (0)	2:44.94	28.16s	27.28s
3	Cosmic Flyer	10	23.9m	21.1m (0)	18.7m (2)	2:45.16	27.99s	26.80s

## Finish Position and metres gained

First Arrow shows distance gain/loss from 2nd Qtr to 3rd Qtr,  
Second Arrow shows distance gain/loss from 3rd Qtr to Finish  
Blue arrow indicates best gain in these quarters.



800

Visual positions in race at 2nd Quarter



400

Visual positions in race at 3rd Quarter



Powered by



Harness Analyser

Sectional Analysis Software

Not just form | Free Trial

[www.facebook.com/PJHarnessRacing](http://www.facebook.com/PJHarnessRacing)



RISE Digital, Harness Racing Australia nor the provider accepts any responsibility for the completeness or accuracy of any of the information contained herein, and makes no representations about its suitability for any particular purpose. Users should make their own judgements about those matters and/or seek independent advice. You assume all risks associated with use of data provided on this page

# Menangle Race 6 Distance 1609m

Saturday, 20 September 2025



Gross Time: 1:51.50 MileRate: 1:51.50 LeadTime: 0.00s First Qtr: 27.10s Second Qtr: 29.30s Third Qtr: 28.10s Fourth Qtr: 27.00s

DATA TABLE: 800 / 400 Posi's are position from leader and (how wide the horse was at that position)


No	Horse	Plc	Mar	800 Posi	400 Posi	Time	3rd Qtr	4th Qt
5	The Answer	1	0.0m	4.0m (0)	4.1m (0)	1:51.50	28.10s	26.72s
2	Onyx Shard	2	10.5m	8.6m (0)	8.8m (0)	1:52.25	28.10s	27.15s
8	Bella Danza	3	11.9m	0.0m (0)	0.0m (0)	1:52.35	28.10s	27.85s
3	Nothingbutwaves	4	16.4m	15.6m (1)	17.5m (0)	1:52.67	28.21s	26.97s
7	Luvareschs	4	16.4m	5.6m (1)	7.2m (1)	1:52.67	28.21s	27.67s
1	Charlies Ace	6	21.4m	12.3m (0)	12.9m (0)	1:53.02	28.12s	27.64s
6	Zenxena	7	27.7m	10.1m (1)	12.5m (1)	1:53.47	28.25s	28.12s
4	Our Saydie Kay	8	281.6m	162.6m (0)	186.6m (0)	2:11.53	29.52s	34.25s

## Finish Position and metres gained

First Arrow shows distance gain/loss from 2nd Qtr to 3rd Qtr,  
Second Arrow shows distance gain/loss from 3rd Qtr to Finish  
Blue arrow indicates best gain in these quarters.



Visual positions in race at 2nd Quarter



Visual positions in race at 3rd Quarter

# Menangle Race 7 Distance 2300m

Saturday, 20 September 2025

Gross Time: 2:47.20

MileRate: 1:57.00

LeadTime: 49.40s

First Qtr: 30.10s

Second Qtr: 30.00s

Third Qtr: 28.80s

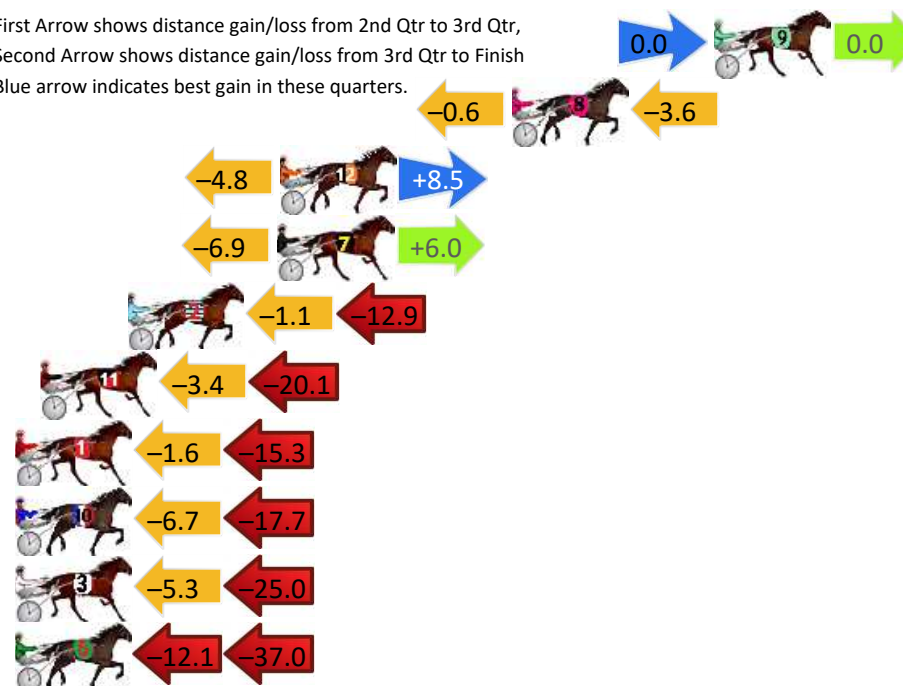
Fourth Qtr: 28.90s

DATA TABLE: 800 / 400 Posi's are position from leader and (how wide the horse was at that position)

NoHorse	Plc	Mar	800 Posi	400 Posi	Time	3rd Qtr	4th Qt
9 Familiar Tricks	1	0.0m	0.0m (0)	0.0m (0)	2:47.20	28.80s	28.90s
8 Valley Star	2	8.1m	3.9m (0)	4.5m (0)	2:47.81	28.84s	29.19s
12 Addictive Stride	3	17.4m	21.1m (1)	25.9m (4)	2:48.52	29.15s	28.36s
7 Affaire De Cover	4	17.5m	16.6m (1)	23.5m (3)	2:48.53	29.29s	28.55s
2 Fonda Rhonda	5	23.5m	9.5m (0)	10.6m (0)	2:48.98	28.88s	29.92s
11 Jungle Eyes	6	27.0m	3.5m (1)	6.9m (1)	2:49.25	29.05s	30.45s
1 Last Clansman	7	30.9m	14.0m (0)	15.6m (0)	2:49.54	28.92s	30.12s
10 Itzfergietime	8	37.1m	12.7m (1)	19.4m (2)	2:50.01	29.28s	30.33s
3 Moonwalka	9	49.0m	18.7m (0)	24.0m (0)	2:50.92	29.18s	30.90s
6 Should Beabarca	10	57.3m	8.2m (1)	20.3m (1)	2:51.55	29.67s	31.79s


## Finish Position and metres gained

First Arrow shows distance gain/loss from 2nd Qtr to 3rd Qtr,  
Second Arrow shows distance gain/loss from 3rd Qtr to Finish  
Blue arrow indicates best gain in these quarters.



800

Visual positions in race at 2nd Quarter



400

Visual positions in race at 3rd Quarter



Powered by



Harness Analyser

Sectional Analysis Software

Not just form | Free Trial

[www.facebook.com/PJHarnessRacing](http://www.facebook.com/PJHarnessRacing)



RISE Digital, Harness Racing Australia nor the provider accepts any responsibility for the completeness or accuracy of any of the information contained herein, and makes no representations about its suitability for any particular purpose. Users should make their own judgements about those matters and/or seek independent advice. You assume all risks associated with use of data provided on this page

# Menangle Race 8 Distance 1609m

Saturday, 20 September 2025

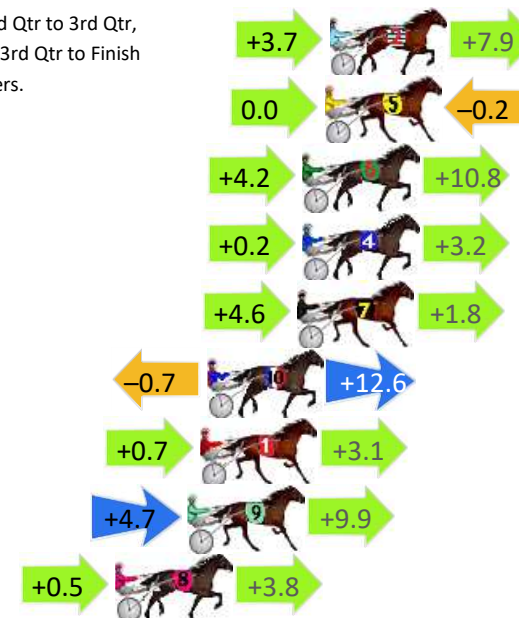
Gross Time: 1:53.50 MileRate: 1:53.50 LeadTime: 0.00s First Qtr: 27.40s Second Qtr: 30.10s Third Qtr: 28.70s Fourth Qtr: 27.30s

DATA TABLE: 800 / 400 Posi's are position from leader and (how wide the horse was at that position)


No	Horse	Plc	Mar	800 Posi	400 Posi	Time	3rd Qtr	4th Qt
2	Guilty Party	1	0.0m	11.6m (1)	7.9m (2)	1:53.50	28.42s	26.75s
5	Vinke B	2	0.2m	0.0m (0)	0.0m (0)	1:53.51	28.70s	27.31s
6	Foxy Dada	3	1.1m	16.1m (1)	11.9m (2)	1:53.58	28.38s	26.55s
4	Jalaneel	4	1.1m	4.5m (0)	4.3m (0)	1:53.58	28.68s	27.08s
7	Jordy	5	1.3m	7.7m (1)	3.1m (1)	1:53.59	28.37s	27.18s
10	Outside Fighter	6	4.9m	16.8m (0)	17.5m (1)	1:53.85	28.71s	26.44s
1	Sahara Sirocco	7	5.2m	9.0m (0)	8.3m (0)	1:53.87	28.64s	27.09s
9	Vincentius Maximus	8	5.7m	20.3m (1)	15.6m (2)	1:53.91	28.34s	26.62s
8	Dangerous Threats	9	8.6m	12.9m (0)	12.4m (0)	1:54.12	28.64s	27.06s

## Finish Position and metres gained

First Arrow shows distance gain/loss from 2nd Qtr to 3rd Qtr,  
Second Arrow shows distance gain/loss from 3rd Qtr to Finish  
Blue arrow indicates best gain in these quarters.



Visual positions in race at 2nd Quarter



Visual positions in race at 3rd Quarter

