

# Cowra Race 1 Distance 1700m

Sunday, 21 September 2025


Gross Time: 2:05.70 MileRate: 1:59.00 LeadTime: 6.50s First Qtr: 29.20s Second Qtr: 31.90s Third Qtr: 28.80s Fourth Qtr: 29.30s

DATA TABLE: 800 / 400 Posi's are position from leader and (how wide the horse was at that position)

NoHorse	Plc	Mar	800 Posi	400 Posi	Time	3rd Qtr	4th Qt
8 Lincoln Skipper	1	0.0m	11.4m (1)	1.8m (2)	2:05.70	28.11s	29.17s
2 Jessie Lee	2	0.1m	0.0m (0)	0.0m (0)	2:05.71	28.80s	29.31s
7 Seven Tee Two	3	0.4m	8.0m (0)	8.6m (0)	2:05.73	28.85s	28.70s
1 Midnight Terror	4	4.4m	4.0m (0)	4.4m (0)	2:06.04	28.83s	29.30s
10 Koloura Clare	5	8.7m	15.4m (1)	7.2m (2)	2:06.37	28.21s	29.41s
5 Ideal Witch	6	10.7m	12.0m (0)	13.2m (0)	2:06.52	28.89s	29.12s
3 Hall Most An Angel	7	17.6m	7.6m (1)	10.0m (1)	2:07.05	28.97s	29.85s
4 Queenhigh Flush	8	18.1m	3.6m (1)	5.8m (1)	2:07.09	28.95s	30.20s
9 Hudson River	9	20.7m	25.0m (1)	17.0m (1)	2:07.29	28.22s	29.57s
6 Boy Stunner	10	21.5m	20.2m (1)	12.4m (2)	2:07.35	28.23s	29.96s


## Finish Position and metres gained

First Arrow shows distance gain/loss from 2nd Qtr to 3rd Qtr, Second Arrow shows distance gain/loss from 3rd Qtr to Finish Blue arrow indicates best gain in these quarters.



800

Visual positions in race at 2nd Quarter



400

Visual positions in race at 3rd Quarter



Powered by



Harness Analyser

Sectional Analysis Software

Not just form | Free Trial

[www.facebook.com/PJHarnessRacing](http://www.facebook.com/PJHarnessRacing)



RISE Digital, Harness Racing Australia nor the provider accepts any responsibility for the completeness or accuracy of any of the information contained herein, and makes no representations about its suitability for any particular purpose. Users should make their own judgements about those matters and/or seek independent advice. You assume all risks associated with use of data provided on this page

# Cowra Race 2 Distance 1700m

Sunday, 21 September 2025


Gross Time: 2:05.00 MileRate: 1:58.30 LeadTime: 5.90s First Qtr: 28.90s Second Qtr: 30.90s Third Qtr: 29.00s Fourth Qtr: 30.30s

DATA TABLE: 800 / 400 Posi's are position from leader and (how wide the horse was at that position)

No	Horse	Plc	Mar	800 Posi	400 Posi	Time	3rd Qtr	4th Qt
4	Scruffy Moto	1	0.0m	0.2m (1)	0.0m (1)	2:05.00	28.99s	30.30s
7	Tafl Move	2	8.3m	9.0m (0)	11.8m (1)	2:05.66	29.21s	30.04s
5	Johnnys Blue	3	10.2m	13.2m (1)	12.4m (2)	2:05.81	28.94s	30.13s
3	Ideal Tao	4	12.3m	0.0m (0)	3.2m (0)	2:05.98	29.22s	30.99s
2	Mittys Three Aces	5	14.6m	4.4m (1)	7.0m (1)	2:06.16	29.18s	30.87s
6	Full Of Spice	6	17.8m	17.8m (1)	17.0m (1)	2:06.41	28.94s	30.36s
10	Playboi Roy	7	19.7m	12.8m (0)	13.2m (0)	2:06.56	29.02s	30.79s
1	Sunnywithachance	8	20.3m	5.0m (0)	8.6m (0)	2:06.61	29.25s	31.18s
8	Bo Duke	9	20.4m	8.6m (1)	8.2m (2)	2:06.62	28.95s	31.22s
9	Tulhurst Timmy	10	40.9m	18.2m (0)	23.2m (0)	2:08.24	29.34s	31.63s

## Finish Position and metres gained

First Arrow shows distance gain/loss from 2nd Qtr to 3rd Qtr,  
Second Arrow shows distance gain/loss from 3rd Qtr to Finish  
Blue arrow indicates best gain in these quarters.



800

Visual positions in race at 2nd Quarter



400

Visual positions in race at 3rd Quarter



Powered by



Harness Analyser

Sectional Analysis Software

Not just form | Free Trial

[www.facebook.com/PJHarnessRacing](http://www.facebook.com/PJHarnessRacing)



RISE Digital, Harness Racing Australia nor the provider accepts any responsibility for the completeness or accuracy of any of the information contained herein, and makes no representations about its suitability for any particular purpose. Users should make their own judgements about those matters and/or seek independent advice. You assume all risks associated with use of data provided on this page

# Cowra Race 3 Distance 1700m

Sunday, 21 September 2025

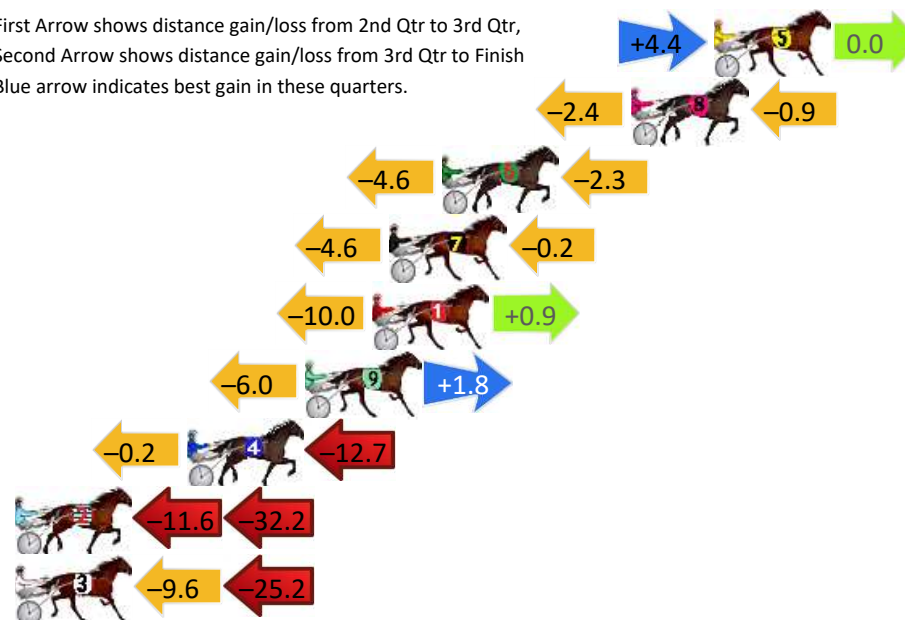
Gross Time: 2:04.70 MileRate: 1:58.10 LeadTime: 6.50s First Qtr: 27.30s Second Qtr: 30.80s Third Qtr: 29.30s Fourth Qtr: 30.80s

DATA TABLE: 800 / 400 Posi's are position from leader and (how wide the horse was at that position)

No	Horse	Plc	Mar	800 Posi	400 Posi	Time	3rd Qtr	4th Qt
5	Willies Dollar	1	0.0m	4.4m (2)	0.0m (1)	2:04.70	28.97s	30.80s
8	Esther Rising	2	3.3m	0.0m (1)	2.4m (0)	2:04.97	29.48s	30.87s
6	Burrabadine Bullet	3	10.9m	4.0m (1)	8.6m (1)	2:05.58	29.64s	30.98s
7	Be My Rock	4	13.0m	8.2m (1)	12.8m (2)	2:05.75	29.64s	30.82s
1	Jay Bee	5	13.7m	4.6m (0)	14.6m (1)	2:05.80	30.05s	30.73s
9	Western Bill	6	16.4m	12.2m (0)	18.2m (2)	2:06.02	29.75s	30.66s
4	Tulhurst Pebbles	7	21.1m	8.2m (2)	8.4m (2)	2:06.40	29.29s	31.77s
2	The Missing Sock	8	44.4m	0.6m (0)	12.2m (0)	2:08.28	30.11s	33.27s
3	Karinya Max	9	48.0m	13.2m (1)	22.8m (1)	2:08.57	29.97s	32.73s


## Finish Position and metres gained

First Arrow shows distance gain/loss from 2nd Qtr to 3rd Qtr, Second Arrow shows distance gain/loss from 3rd Qtr to Finish  
Blue arrow indicates best gain in these quarters.



800

Visual positions in race at 2nd Quarter



400

Visual positions in race at 3rd Quarter



# Cowra Race 4 Distance 1700m

Sunday, 21 September 2025


Gross Time: 2:05.70 MileRate: 1:59.00 LeadTime: 6.40s First Qtr: 28.50s Second Qtr: 31.30s Third Qtr: 29.70s Fourth Qtr: 29.80s

DATA TABLE: 800 / 400 Posi's are position from leader and (how wide the horse was at that position)

NoHorse	Plc	Mar	800 Posi	400 Posi	Time	3rd Qtr	4th Qt
4 Karinya Sophie	1	0.1m	4.0m (0)	4.6m (0)	2:05.71	29.74s	29.47s
2 Stay Stylish	2	0.0m	0.0m (0)	0.0m (0)	2:05.70	29.70s	29.80s
6 Lunar Witch	3	5.4m	1.8m (1)	1.4m (1)	2:06.12	29.67s	30.10s
1 Last Flite	4	8.6m	8.0m (0)	8.6m (0)	2:06.37	29.74s	29.80s
11 Sergeant Pee Jay	5	12.6m	14.6m (1)	10.4m (1)	2:06.68	29.39s	29.96s
7 Happy Tulhurst	6	22.2m	12.2m (0)	14.2m (0)	2:07.43	29.85s	30.39s
9 Mondos Reason	7	39.0m	10.4m (1)	5.2m (2)	2:08.75	29.31s	32.30s
5 Lucky In America	8	49.3m	19.6m (1)	22.4m (1)	2:09.55	29.90s	31.79s
8 Bing Bang Billy	9	58.0m	6.0m (1)	5.6m (1)	2:10.23	29.66s	33.68s
10 Sergeant Stringer	10	214.8m	16.0m (0)	18.4m (1)	2:22.47	29.85s	44.35s


## Finish Position and metres gained

First Arrow shows distance gain/loss from 2nd Qtr to 3rd Qtr, Second Arrow shows distance gain/loss from 3rd Qtr to Finish  
Blue arrow indicates best gain in these quarters.



800

Visual positions in race at 2nd Quarter



400

Visual positions in race at 3rd Quarter



Powered by



Harness Analyser

Sectional Analysis Software

Not just form | Free Trial

[www.facebook.com/PJHarnessRacing](http://www.facebook.com/PJHarnessRacing)



RISE Digital, Harness Racing Australia nor the provider accepts any responsibility for the completeness or accuracy of any of the information contained herein, and makes no representations about its suitability for any particular purpose. Users should make their own judgements about those matters and/or seek independent advice. You assume all risks associated with use of data provided on this page



# Cowra Race 5 Distance 1700m

Sunday, 21 September 2025

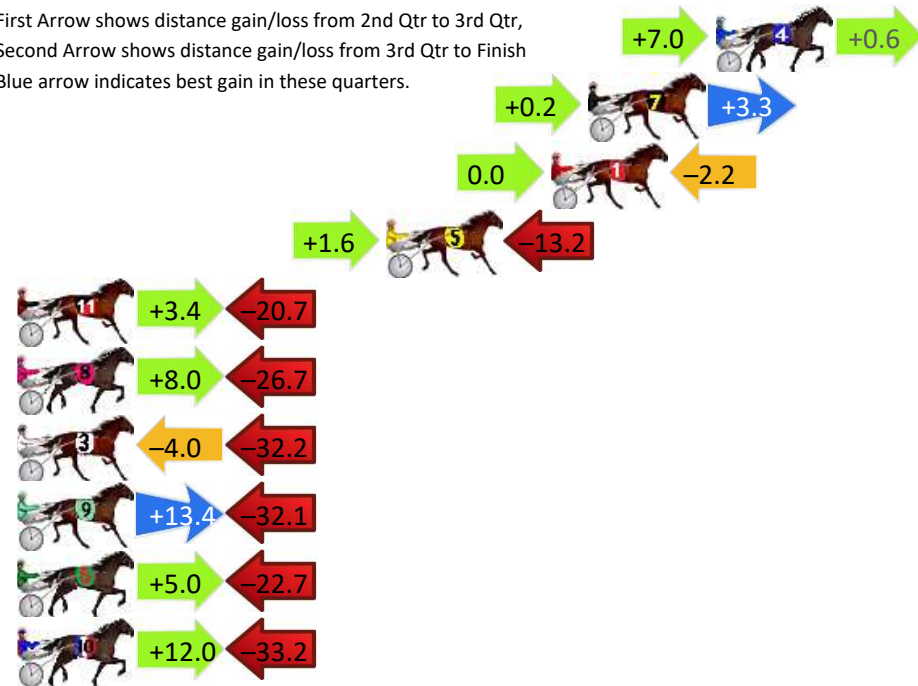
Gross Time: 2:04.30 MileRate: 1:57.70 LeadTime: 5.90s First Qtr: 27.20s Second Qtr: 29.80s Third Qtr: 30.60s Fourth Qtr: 30.80s

DATA TABLE: 800 / 400 Posi's are position from leader and (how wide the horse was at that position)

No	Horse	Plc	Mar	800 Posi	400 Posi	Time	3rd Qtr	4th Qt
4	Watch Carinas Lass	1	0.0m	7.6m (1)	0.6m (2)	2:04.30	30.07s	30.75s
7	Mondo Glitz	2	5.1m	8.6m (0)	8.4m (0)	2:04.71	30.59s	30.55s
1	Dear Darling	3	6.6m	4.4m (0)	4.4m (1)	2:04.83	30.60s	30.97s
5	Denver Colorado	4	13.2m	1.6m (1)	0.0m (1)	2:05.36	30.47s	31.81s
11	Limbo Lottie	5	31.5m	14.2m (0)	10.8m (1)	2:06.84	30.34s	32.38s
8	When To Walkaway	6	31.5m	12.8m (1)	4.8m (2)	2:06.84	29.98s	32.84s
3	My Ultimate Woody	7	36.2m	0.0m (0)	4.0m (0)	2:07.22	30.90s	33.27s
9	Karlooo Candice	8	36.9m	18.2m (1)	4.8m (3)	2:07.27	29.57s	33.26s
6	Miss Tiger	9	38.9m	21.2m (0)	16.2m (0)	2:07.43	30.21s	32.54s
10	Burrabadine Storm	10	46.6m	25.4m (1)	13.4m (2)	2:08.05	29.68s	33.34s

## Finish Position and metres gained

First Arrow shows distance gain/loss from 2nd Qtr to 3rd Qtr,  
Second Arrow shows distance gain/loss from 3rd Qtr to Finish  
Blue arrow indicates best gain in these quarters.



800

Visual positions in race at 2nd Quarter



400

Visual positions in race at 3rd Quarter



Powered by



Harness Analyser

Sectional Analysis Software

Not just form | Free Trial

[www.facebook.com/PJHarnessRacing](http://www.facebook.com/PJHarnessRacing)



RISE Digital, Harness Racing Australia nor the provider accepts any responsibility for the completeness or accuracy of any of the information contained herein, and makes no representations about its suitability for any particular purpose. Users should make their own judgements about those matters and/or seek independent advice. You assume all risks associated with use of data provided on this page

# Cowra Race 6 Distance 1700m

Sunday, 21 September 2025


Gross Time: 2:02.80 MileRate: 1:56.20 LeadTime: 6.20s First Qtr: 27.60s Second Qtr: 30.90s Third Qtr: 28.70s Fourth Qtr: 29.40s

DATA TABLE: 800 / 400 Posi's are position from leader and (how wide the horse was at that position)

NoHorse	Plc	Mar	800 Posi	400 Posi	Time	3rd Qtr	4th Qt
7 Tapaganoosh	1	0.1m	3.8m (0)	3.8m (0)	2:02.81	28.70s	29.13s
1 Kimcando	2	0.0m	0.0m (0)	0.0m (0)	2:02.80	28.70s	29.40s
8 Millwood Grace	3	12.2m	7.8m (0)	8.0m (0)	2:03.74	28.71s	29.71s
9 Borrowed Time	4	13.2m	12.2m (0)	12.4m (0)	2:03.82	28.71s	29.46s
3 Flying Colours	5	14.1m	4.6m (1)	2.8m (2)	2:03.89	28.56s	30.23s
2 Camanchi Warrior	6	22.6m	0.2m (1)	3.4m (1)	2:04.54	28.91s	30.80s
10 Teddy Feels Good	7	22.8m	16.4m (0)	16.2m (1)	2:04.56	28.68s	29.88s
5 McLean	8	24.7m	9.0m (1)	11.6m (1)	2:04.70	28.88s	30.36s
11 Betting Ranger	9	25.1m	12.4m (2)	3.6m (3)	2:04.73	28.05s	30.97s
6 Backwards First	10	56.6m	21.0m (0)	26.6m (0)	2:07.16	29.08s	31.59s

## Finish Position and metres gained

First Arrow shows distance gain/loss from 2nd Qtr to 3rd Qtr,  
Second Arrow shows distance gain/loss from 3rd Qtr to Finish  
Blue arrow indicates best gain in these quarters.



Visual positions in race at 2nd Quarter



Visual positions in race at 3rd Quarter



Powered by  
**PJ** Harness Analyser

Sectional Analysis Software  
Not just form | Free Trial

[www.facebook.com/PJHarnessRacing](https://www.facebook.com/PJHarnessRacing)



RISE Digital, Harness Racing Australia nor the provider accepts any responsibility for the completeness or accuracy of any of the information contained herein, and makes no representations about its suitability for any particular purpose. Users should make their own judgements about those matters and/or seek independent advice. You assume all risks associated with use of data provided on this page

# Cowra Race 7 Distance 2160m

Sunday, 21 September 2025


Gross Time: 2:39.80 MileRate: 1:59.00 LeadTime: 38.40s First Qtr: 30.20s Second Qtr: 31.60s Third Qtr: 28.70s Fourth Qtr: 30.90s

DATA TABLE: 800 / 400 Posi's are position from leader and (how wide the horse was at that position)

NoHorse	Plc	Mar	800 Posi	400 Posi	Time	3rd Qtr	4th Qt
8 Our George Boston	1	0.0m	10.8m (2)	4.8m (1)	2:39.80	28.27s	30.53s
4 Pas De Cheval	2	4.2m	12.2m (0)	10.6m (1)	2:40.14	28.60s	30.41s
11 Holy Camp Dillon	3	4.4m	19.0m (1)	18.4m (1)	2:40.16	28.69s	29.82s
5 Just Rollyourown	4	4.6m	24.6m (1)	17.6m (2)	2:40.17	28.22s	29.90s
3 Im Desirable	5	6.3m	6.8m (2)	0.4m (1)	2:40.31	28.21s	31.35s
1 Jekamias	6	18.0m	4.2m (0)	7.8m (0)	2:41.25	28.94s	31.68s
6 Karloo Louie	7	21.5m	0.0m (0)	0.0m (0)	2:41.54	28.64s	32.55s
10 Octagonise	8	31.6m	14.8m (1)	14.6m (1)	2:42.35	28.64s	32.21s
7 Six Again	9	32.7m	8.2m (0)	14.6m (0)	2:42.44	29.12s	32.29s
2 Dorristopaythebill	10	168.5m	3.8m (1)	60.0m (0)	2:53.42	32.57s	39.23s

## Finish Position and metres gained

First Arrow shows distance gain/loss from 2nd Qtr to 3rd Qtr,  
Second Arrow shows distance gain/loss from 3rd Qtr to Finish  
Blue arrow indicates best gain in these quarters.



Visual positions in race at 2nd Quarter



Visual positions in race at 3rd Quarter



Powered by



Harness Analyser

Sectional Analysis Software

Not just form | Free Trial

[www.facebook.com/PJHarnessRacing](http://www.facebook.com/PJHarnessRacing)



RISE Digital, Harness Racing Australia nor the provider accepts any responsibility for the completeness or accuracy of any of the information contained herein, and makes no representations about its suitability for any particular purpose. Users should make their own judgements about those matters and/or seek independent advice. You assume all risks associated with use of data provided on this page



# Cowra Race 8 Distance 2160m

Sunday, 21 September 2025

Gross Time: 2:43.00

MileRate: 2:01.40

LeadTime: 40.40s

First Qtr: 29.60s

Second Qtr: 31.30s

Third Qtr: 30.90s


Fourth Qtr: 30.80s

DATA TABLE: 800 / 400 Posi's are position from leader and (how wide the horse was at that position)

NoHorse	Plc	Mar	800 Posi	400 Posi	Time	3rd Qtr	4th Qt
1 Always Adorned	1	0.0m	1.0m (0)	0.0m (0)	2:43.00	30.82s	30.80s
8 Stay Foolish	2	4.7m	8.6m (1)	10.6m (1)	2:43.38	31.05s	30.35s
7 Alabama Lioness	3	6.1m	5.2m (0)	4.4m (0)	2:43.49	30.84s	30.93s
9 A Lil Bit Of Love	4	14.8m	0.0m (2)	2.0m (2)	2:44.19	31.05s	31.78s
3 Dance Baby Dance	5	19.5m	4.6m (1)	6.4m (2)	2:44.57	31.04s	31.80s
4 Artful Prince	6	21.6m	17.8m (0)	13.4m (0)	2:44.74	30.56s	31.43s
5 Dancing With My Ex	7	46.8m	0.6m (1)	4.8m (1)	2:46.77	31.23s	34.02s
2 Playing For Keeps	8	51.5m	8.6m (2)	12.8m (2)	2:47.15	31.23s	33.76s
11 Karinya Haz	9	102.4m	11.8m (0)	9.2m (0)	2:51.25	30.71s	37.94s

## Finish Position and metres gained

First Arrow shows distance gain/loss from 2nd Qtr to 3rd Qtr,  
Second Arrow shows distance gain/loss from 3rd Qtr to Finish  
Blue arrow indicates best gain in these quarters.



800

Visual positions in race at 2nd Quarter



400

Visual positions in race at 3rd Quarter



Powered by



Harness Analyser

Sectional Analysis Software

Not just form | Free Trial

[www.facebook.com/PJHarnessRacing](http://www.facebook.com/PJHarnessRacing)



RISE Digital, Harness Racing Australia nor the provider accepts any responsibility for the completeness or accuracy of any of the information contained herein, and makes no representations about its suitability for any particular purpose. Users should make their own judgements about those matters and/or seek independent advice. You assume all risks associated with use of data provided on this page