

Canberra Race 1 Distance 2170m

Monday, 22 September 2025


Gross Time: 2:42.10 MileRate: 2:00.20 LeadTime: 41.50s First Qtr: 32.40s Second Qtr: 30.30s Third Qtr: 28.80s Fourth Qtr: 29.10s

DATA TABLE: 800 / 400 Posi's are position from leader and (how wide the horse was at that position)

No	Horse	Plc	Mar	800 Posi	400 Posi	Time	3rd Qtr	4th Qt
5	Always Be Brendan	1	0.0m	0.0m (0)	0.0m (0)	2:42.10	28.80s	29.10s
4	Ideal Andy	2	10.0m	4.4m (0)	4.0m (0)	2:42.86	28.77s	29.53s
9	Sneak A Peek	3	13.1m	14.4m (1)	15.6m (1)	2:43.10	28.89s	28.92s
2	Ileana	4	14.5m	1.6m (1)	3.4m (1)	2:43.21	28.93s	29.90s
8	Modern Sheen	5	16.5m	5.6m (1)	7.4m (1)	2:43.36	28.93s	29.76s
6	Eyedidntloseit	6	23.7m	13.8m (0)	22.0m (1)	2:43.91	29.39s	29.22s
1	Star Connection	7	25.4m	9.4m (0)	15.8m (0)	2:44.04	29.26s	29.79s
10	Major Huss	8	28.5m	18.8m (1)	28.8m (0)	2:44.28	29.52s	29.08s
7	Go Colour My World	9	50.7m	10.2m (1)	11.8m (2)	2:45.97	28.90s	31.91s

Finish Position and metres gained

First Arrow shows distance gain/loss from 2nd Qtr to 3rd Qtr,
Second Arrow shows distance gain/loss from 3rd Qtr to Finish
Blue arrow indicates best gain in these quarters.



Visual positions in race at 2nd Quarter



Visual positions in race at 3rd Quarter

Canberra Race 2 Distance 1770m

Monday, 22 September 2025


Gross Time: 2:11.80 MileRate: 1:59.80 LeadTime: 11.20s First Qtr: 30.80s Second Qtr: 31.50s Third Qtr: 29.30s Fourth Qtr: 29.00s

DATA TABLE: 800 / 400 Posi's are position from leader and (how wide the horse was at that position)

No	Horse	Plc	Mar	800 Posi	400 Posi	Time	3rd Qtr	4th Qt
9	Micton Mouse	1	0.0m	1.4m (1)	1.6m (1)	2:11.80	29.31s	28.88s
3	Financially Stable	2	2.2m	0.0m (0)	0.0m (0)	2:11.97	29.30s	29.16s
10	Megs Monaro	3	17.8m	14.2m (1)	13.8m (1)	2:13.15	29.27s	29.29s
1	Tapanga Miss	4	18.1m	8.4m (0)	11.6m (0)	2:13.18	29.53s	29.47s
8	Loyola Golf	5	19.3m	9.8m (1)	8.4m (2)	2:13.27	29.20s	29.79s
4	Burrabadine Dancer	6	21.9m	5.8m (1)	8.8m (1)	2:13.47	29.52s	29.94s
6	Catch The Shark	7	25.6m	18.4m (1)	20.2m (1)	2:13.75	29.43s	29.39s
2	Charging Bull	8	26.5m	4.2m (0)	7.2m (0)	2:13.82	29.52s	30.39s
7	Pencil Me In	9	27.4m	12.6m (0)	17.0m (0)	2:13.88	29.62s	29.75s

Finish Position and metres gained

First Arrow shows distance gain/loss from 2nd Qtr to 3rd Qtr, Second Arrow shows distance gain/loss from 3rd Qtr to Finish Blue arrow indicates best gain in these quarters.



800

Visual positions in race at 2nd Quarter



400

Visual positions in race at 3rd Quarter



Powered by



Harness Analyser

Sectional Analysis Software

Not just form | Free Trial

www.facebook.com/PJHarnessRacing



RISE Digital, Harness Racing Australia nor the provider accepts any responsibility for the completeness or accuracy of any of the information contained herein, and makes no representations about its suitability for any particular purpose. Users should make their own judgements about those matters and/or seek independent advice. You assume all risks associated with use of data provided on this page

Canberra Race 3 Distance 1770m

Monday, 22 September 2025




Gross Time: 2:10.00 MileRate: 1:58.20 LeadTime: 11.00s First Qtr: 29.70s Second Qtr: 30.70s Third Qtr: 29.70s Fourth Qtr: 28.90s

DATA TABLE: 800 / 400 Posi's are position from leader and (how wide the horse was at that position)

NoHorse	Plc	Mar	800 Posi	400 Posi	Time	3rd Qtr	4th Qt
9 Waves Of Chance	1	0.0m	0.0m (0)	0.0m (0)	2:10.00	29.70s	28.90s
10 Forever Onthe Punt	2	14.3m	17.4m (1)	12.8m (2)	2:11.08	29.37s	29.01s
4 Alwaysatthebeach	3	15.7m	3.2m (1)	4.6m (1)	2:11.19	29.81s	29.70s
3 Nifty Ambition	4	16.0m	4.0m (0)	5.0m (0)	2:11.21	29.78s	29.69s
5 Coogee	5	17.4m	8.6m (1)	9.0m (1)	2:11.32	29.74s	29.50s
2 Tuffasoldboots	6	25.8m	12.6m (1)	15.2m (1)	2:11.96	29.90s	29.66s
6 Our Girl Echo	7	29.5m	13.2m (0)	17.6m (0)	2:12.24	30.03s	29.75s
1 Wally Blaster	8	34.1m	8.6m (0)	11.4m (0)	2:12.59	29.93s	30.53s
8 Fathersdaysurprise	9	209.3m	100.0m (0)	150.0m (0)	2:25.87	33.40s	33.16s

Finish Position and metres gained

First Arrow shows distance gain/loss from 2nd Qtr to 3rd Qtr,
Second Arrow shows distance gain/loss from 3rd Qtr to Finish
Blue arrow indicates best gain in these quarters.



Canberra Race 4 Distance 1770m

Monday, 22 September 2025


Gross Time: 2:12.90 MileRate: 2:00.90 LeadTime: 10.90s First Qtr: 32.40s Second Qtr: 30.80s Third Qtr: 28.80s Fourth Qtr: 30.00s

DATA TABLE: 800 / 400 Posi's are position from leader and (how wide the horse was at that position)

NoHorse	Plc	Mar	800 Posi	400 Posi	Time	3rd Qtr	4th Qt
8 Major Allegiance	1	0.0m	0.6m (1)	3.6m (1)	2:12.90	29.02s	29.73s
6 Ark Alert	2	2.5m	9.2m (1)	9.0m (2)	2:13.10	28.80s	29.52s
3 Jilliby Saffron	3	3.6m	0.0m (0)	0.0m (0)	2:13.18	28.79s	30.27s
2 Electra Girl	4	5.6m	4.2m (0)	4.0m (0)	2:13.34	28.78s	30.12s
5 The Talk	5	6.6m	13.4m (1)	13.4m (2)	2:13.42	28.81s	29.49s
4 Nifty Schoobee	6	7.5m	8.2m (0)	8.8m (0)	2:13.49	28.85s	29.90s
1 Bracken Warrior	7	11.4m	12.2m (0)	12.0m (1)	2:13.80	28.79s	29.96s
9 Kowhai Blaze	8	14.6m	4.6m (1)	8.0m (1)	2:14.05	29.04s	30.49s
10 Rock Steady	9	26.0m	20.6m (1)	20.6m (0)	2:14.94	28.79s	30.40s

Finish Position and metres gained

First Arrow shows distance gain/loss from 2nd Qtr to 3rd Qtr,
Second Arrow shows distance gain/loss from 3rd Qtr to Finish
Blue arrow indicates best gain in these quarters.



800

Visual positions in race at 2nd Quarter



400

Visual positions in race at 3rd Quarter



Powered by



Harness Analyser

Sectional Analysis Software

Not just form | Free Trial

www.facebook.com/PJHarnessRacing



RISE Digital, Harness Racing Australia nor the provider accepts any responsibility for the completeness or accuracy of any of the information contained herein, and makes no representations about its suitability for any particular purpose. Users should make their own judgements about those matters and/or seek independent advice. You assume all risks associated with use of data provided on this page

Canberra Race 5 Distance 1770m

Monday, 22 September 2025


Gross Time: 2:12.10 MileRate: 2:00.10 LeadTime: 11.00s First Qtr: 29.60s Second Qtr: 30.30s Third Qtr: 31.10s Fourth Qtr: 30.10s

DATA TABLE: 800 / 400 Posi's are position from leader and (how wide the horse was at that position)

NoHorse	Plc	Mar	800 Posi	400 Posi	Time	3rd Qtr	4th Qt
3 Sapphiresndiamonds	1	0.0m	0.0m (0)	0.0m (0)	2:12.10	31.10s	30.10s
7 Paddy Mach	2	14.5m	4.0m (0)	4.6m (0)	2:13.24	31.16s	30.84s
9 Alice On The Beach	3	15.4m	8.0m (0)	8.2m (1)	2:13.31	31.12s	30.64s
10 Our Ultimate Bonny	4	17.0m	25.2m (1)	13.8m (0)	2:13.44	30.24s	30.34s
1 Weeneeddreams	5	19.6m	8.2m (1)	5.4m (2)	2:13.65	30.90s	31.16s
2 Pink Scooter	6	22.7m	16.4m (1)	14.0m (2)	2:13.89	30.93s	30.75s
6 Logan Reason	7	24.4m	3.8m (1)	2.4m (1)	2:14.02	31.02s	31.75s
4 Flexi Bet	8	24.6m	12.2m (1)	10.0m (2)	2:14.04	30.95s	31.19s
8 Kozaczynski	9	42.6m	20.8m (1)	16.8m (3)	2:15.46	30.83s	32.03s
5 Hez On The Buzzer	10	45.7m	12.2m (0)	13.4m (1)	2:15.70	31.23s	32.52s

Finish Position and metres gained

First Arrow shows distance gain/loss from 2nd Qtr to 3rd Qtr, Second Arrow shows distance gain/loss from 3rd Qtr to Finish Blue arrow indicates best gain in these quarters.



800

Visual positions in race at 2nd Quarter



400

Visual positions in race at 3rd Quarter



Powered by



Harness Analyser

Sectional Analysis Software

Not just form | Free Trial

www.facebook.com/PJHarnessRacing



RISE Digital, Harness Racing Australia nor the provider accepts any responsibility for the completeness or accuracy of any of the information contained herein, and makes no representations about its suitability for any particular purpose. Users should make their own judgements about those matters and/or seek independent advice. You assume all risks associated with use of data provided on this page

Canberra Race 6 Distance 1770m

Monday, 22 September 2025

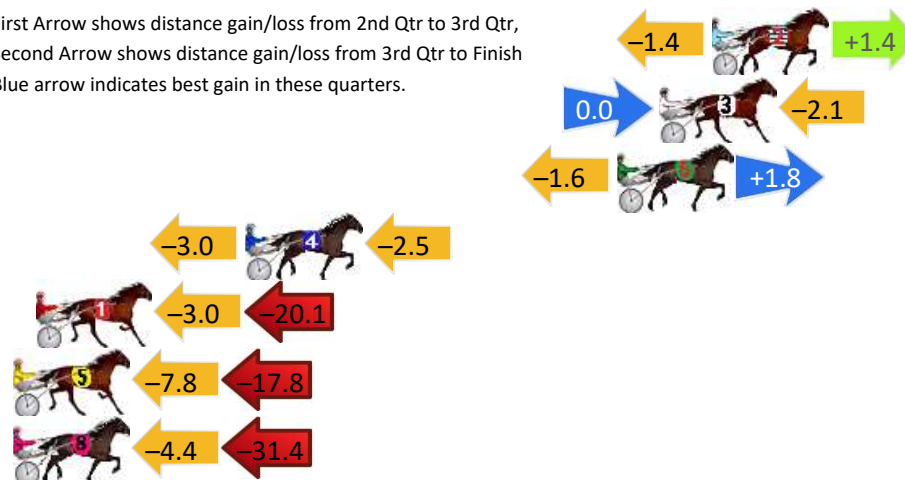
Gross Time: 2:11.20 MileRate: 1:59.30 LeadTime: 11.10s First Qtr: 31.40s Second Qtr: 30.20s Third Qtr: 29.30s Fourth Qtr: 29.20s

DATA TABLE: 800 / 400 Posi's are position from leader and (how wide the horse was at that position)

NoHorse	Plc	Mar	800 Posi	400 Posi	Time	3rd Qtr	4th Qt
2 Bound For Trouble	1	0.0m	0.0m (1)	1.4m (1)	2:11.20	29.40s	29.10s
3 Fly Over States	2	2.1m	0.0m (0)	0.0m (0)	2:11.36	29.30s	29.35s
6 Rudimentary	3	3.8m	4.0m (1)	5.6m (1)	2:11.49	29.42s	29.07s
4 Young Nelson	4	18.7m	13.2m (1)	16.2m (1)	2:12.63	29.52s	29.38s
1 Heavens Pleasure	5	27.1m	4.0m (0)	7.0m (0)	2:13.28	29.52s	30.66s
5 Basils Blacksparra	6	37.0m	11.4m (0)	19.2m (0)	2:14.03	29.87s	30.49s
8 Itz Bad	7	43.8m	8.0m (1)	12.4m (2)	2:14.55	29.62s	31.48s


Finish Position and metres gained

First Arrow shows distance gain/loss from 2nd Qtr to 3rd Qtr,
Second Arrow shows distance gain/loss from 3rd Qtr to Finish
Blue arrow indicates best gain in these quarters.



800

Visual positions in race at 2nd Quarter



400

Visual positions in race at 3rd Quarter



Powered by



Harness Analyser

Sectional Analysis Software

Not just form | Free Trial

www.facebook.com/PJHarnessRacing



RISE Digital, Harness Racing Australia nor the provider accepts any responsibility for the completeness or accuracy of any of the information contained herein, and makes no representations about its suitability for any particular purpose. Users should make their own judgements about those matters and/or seek independent advice. You assume all risks associated with use of data provided on this page

Canberra Race 7 Distance 1770m

Monday, 22 September 2025


Gross Time: 2:12.70 MileRate: 2:00.60 LeadTime: 11.20s First Qtr: 29.00s Second Qtr: 31.10s Third Qtr: 31.50s Fourth Qtr: 29.90s

DATA TABLE: 800 / 400 Posi's are position from leader and (how wide the horse was at that position)

NoHorse	Plc	Mar	800 Posi	400 Posi	Time	3rd Qtr	4th Qt
7 Syenite	1	0.0m	8.0m (1)	0.0m (0)	2:12.70	30.89s	29.90s
8 One Stunin Melody	2	2.8m	12.0m (0)	9.0m (1)	2:12.92	31.26s	29.44s
10 Movintohellandback	3	6.1m	4.0m (1)	4.6m (1)	2:13.18	31.55s	30.01s
1 Kervonbel	4	19.6m	3.8m (0)	16.6m (0)	2:14.24	32.48s	30.12s
4 Stella Mach	5	20.0m	8.0m (0)	7.2m (2)	2:14.27	31.46s	30.85s
5 Barkway Thomas	6	59.4m	0.0m (1)	9.2m (0)	2:17.35	32.30s	33.63s
9 Eyes For Dollars	7	61.2m	12.4m (1)	18.2m (1)	2:17.49	32.03s	33.10s
3 Social Status	8	119.1m	0.0m (0)	23.6m (0)	2:22.03	33.49s	37.00s


Finish Position and metres gained

First Arrow shows distance gain/loss from 2nd Qtr to 3rd Qtr,
Second Arrow shows distance gain/loss from 3rd Qtr to Finish
Blue arrow indicates best gain in these quarters.



800

Visual positions in race at 2nd Quarter



400

Visual positions in race at 3rd Quarter

Canberra Race 8 Distance 1770m

Monday, 22 September 2025

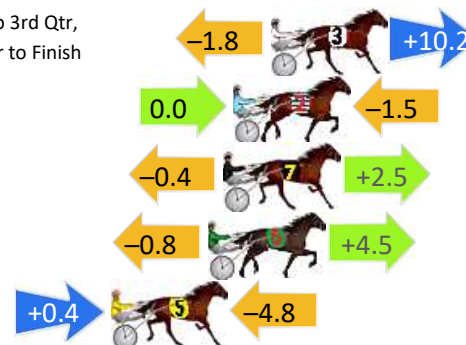
Gross Time: 2:13.80 MileRate: 2:01.70 LeadTime: 11.20s First Qtr: 30.50s Second Qtr: 31.90s Third Qtr: 30.00s Fourth Qtr: 30.20s

DATA TABLE: 800 / 400 Posi's are position from leader and (how wide the horse was at that position)

NoHorse	Plc	Mar	800 Posi	400 Posi	Time	3rd Qtr	4th Qt
3 Stinson	1	0.0m	8.4m (0)	10.2m (0)	2:13.80	30.14s	29.43s
2 Minor Premier	2	1.5m	0.0m (0)	0.0m (0)	2:13.92	30.00s	30.31s
7 Im No Stranger	3	1.9m	4.0m (0)	4.4m (0)	2:13.95	30.03s	30.01s
6 Machx The Stranger	4	2.5m	6.2m (1)	7.0m (1)	2:14.00	30.06s	29.86s
5 Ceejay Haich	5	6.4m	2.0m (1)	1.6m (1)	2:14.31	29.97s	30.56s
4 Captain Pinnacle	6	135.7m	11.0m (1)	55.0m (0)	2:24.53	33.27s	36.26s

Finish Position and metres gained

First Arrow shows distance gain/loss from 2nd Qtr to 3rd Qtr,
Second Arrow shows distance gain/loss from 3rd Qtr to Finish
Blue arrow indicates best gain in these quarters.



800

Visual positions in race at 2nd Quarter



400

Visual positions in race at 3rd Quarter

