

Menangle Race 1 Distance 1609m

Monday, 22 September 2025

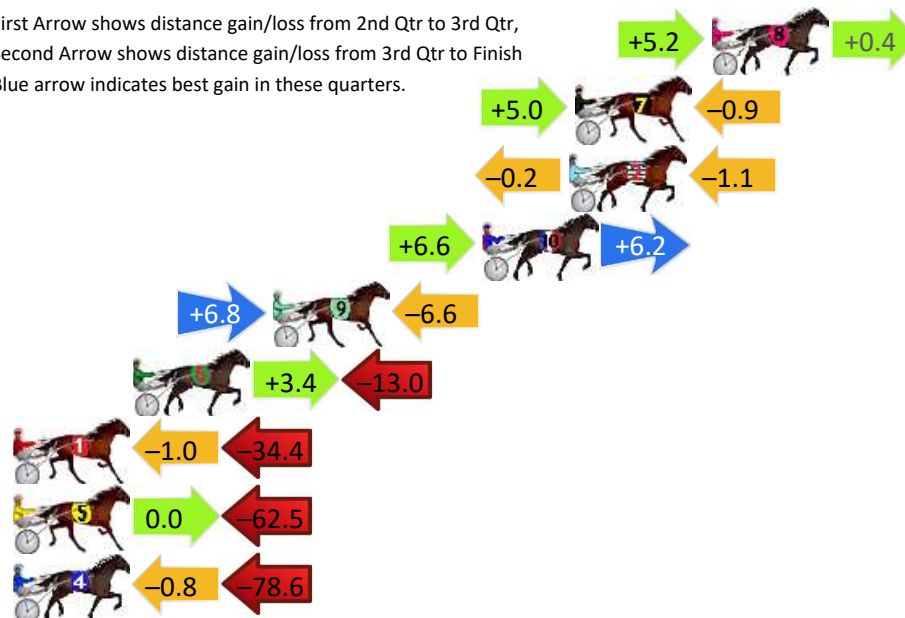
Gross Time: 1:56.90 MileRate: 1:56.90 LeadTime: 0.00s First Qtr: 27.60s Second Qtr: 30.80s Third Qtr: 29.90s Fourth Qtr: 28.60s

DATA TABLE: 800 / 400 Posi's are position from leader and (how wide the horse was at that position)

NoHorse	Plc	Mar	800 Posi	400 Posi	Time	3rd Qtr	4th Qt
8 Bertinelli	1	0.0m	5.6m (1)	0.4m (1)	1:56.90	29.52s	28.57s
7 Dollys Law	2	5.5m	9.6m (1)	4.6m (1)	1:57.31	29.54s	28.66s
2 Rioterra	3	5.7m	4.4m (0)	4.6m (0)	1:57.33	29.92s	28.68s
10 Oria	4	9.2m	22.0m (1)	15.4m (2)	1:57.59	29.41s	28.16s
9 Kennywould	5	17.6m	17.8m (1)	11.0m (2)	1:58.22	29.42s	29.07s
6 In High Places	6	23.2m	13.6m (1)	10.2m (1)	1:58.64	29.67s	29.52s
1 Onawingandaprayer	7	44.0m	8.6m (0)	9.6m (0)	2:00.20	30.03s	31.05s
5 Red Kermit	8	62.5m	0.0m (0)	0.0m (0)	2:01.59	30.00s	33.04s
4 Jinan	9	92.2m	12.8m (0)	13.6m (0)	2:03.82	30.09s	34.19s

Finish Position and metres gained

First Arrow shows distance gain/loss from 2nd Qtr to 3rd Qtr,
Second Arrow shows distance gain/loss from 3rd Qtr to Finish
Blue arrow indicates best gain in these quarters.



Visual positions in race at 2nd Quarter



Visual positions in race at 3rd Quarter



Powered by



Harness Analyser

Sectional Analysis Software

Not just form | Free Trial

www.facebook.com/PJHarnessRacing



RISE Digital, Harness Racing Australia nor the provider accepts any responsibility for the completeness or accuracy of any of the information contained herein, and makes no representations about its suitability for any particular purpose. Users should make their own judgements about those matters and/or seek independent advice. You assume all risks associated with use of data provided on this page

Menangle Race 2 Distance 1609m

Monday, 22 September 2025




Gross Time: 1:55.50 MileRate: 1:55.50 LeadTime: 0.00s First Qtr: 27.70s Second Qtr: 31.20s Third Qtr: 28.80s Fourth Qtr: 27.80s

DATA TABLE: 800 / 400 Posi's are position from leader and (how wide the horse was at that position)

NoHorse	Plc	Mar	800 Posi	400 Posi	Time	3rd Qtr	4th Qt
4 Pesco Pollo	1	0.0m	0.0m (0)	0.0m (0)	1:55.50	28.80s	27.80s
5 Call Me Jack	2	15.2m	20.2m (0)	19.8m (0)	1:56.61	28.77s	27.48s
2 Chief Runningcloud	3	16.5m	4.4m (0)	7.2m (0)	1:56.71	29.01s	28.44s
6 Cochy Malc	4	17.9m	18.0m (1)	12.0m (1)	1:56.81	28.39s	28.21s
10 Prohibited Love	5	20.3m	12.2m (1)	6.6m (1)	1:56.98	28.42s	28.75s
1 Ewing	6	20.6m	8.8m (0)	11.6m (0)	1:57.01	29.01s	28.42s
3 Gunner	7	22.5m	15.8m (0)	15.8m (0)	1:57.14	28.81s	28.26s
7 Aldebaran Jensen	8	29.6m	25.8m (0)	21.2m (1)	1:57.66	28.49s	28.38s
8 Mackel Sonny	9	34.0m	32.6m (0)	26.4m (1)	1:57.99	28.37s	28.33s
9 Hes A Hammer	10	112.3m	22.2m (1)	16.0m (2)	2:03.71	28.48s	34.46s

Finish Position and metres gained

First Arrow shows distance gain/loss from 2nd Qtr to 3rd Qtr, Second Arrow shows distance gain/loss from 3rd Qtr to Finish
Blue arrow indicates best gain in these quarters.



Menangle Race 3 Distance 1609m

Monday, 22 September 2025


Gross Time: 1:53.30 MileRate: 1:53.30 LeadTime: 0.00s First Qtr: 27.50s Second Qtr: 28.70s Third Qtr: 29.50s Fourth Qtr: 27.60s

DATA TABLE: 800 / 400 Posi's are position from leader and (how wide the horse was at that position)

NoHorse	Plc	Mar	800 Posi	400 Posi	Time	3rd Qtr	4th Qt
6 Longtan Viper	1	0.0m	4.0m (0)	4.0m (0)	1:53.30	29.49s	27.33s
2 Tigerlicious	2	0.4m	12.4m (1)	5.4m (1)	1:53.33	28.99s	27.26s
1 Just Home Grown	3	3.1m	12.0m (0)	11.4m (1)	1:53.53	29.44s	27.03s
10 Uncle Tiger	4	4.9m	0.0m (0)	0.0m (0)	1:53.66	29.51s	27.94s
5 The County Sheriff	5	6.2m	8.0m (0)	8.2m (0)	1:53.75	29.51s	27.46s
4 Ima Sweet Torque	6	6.5m	8.4m (1)	1.4m (1)	1:53.77	29.02s	27.95s
8 The Samurai	7	8.0m	16.6m (1)	9.6m (2)	1:53.88	29.00s	27.49s
3 Devils Bling	8	16.9m	15.8m (0)	15.6m (1)	1:54.53	29.49s	27.69s
7 Watching Over Us	9	34.4m	20.2m (0)	18.2m (2)	1:55.80	29.40s	28.71s

Finish Position and metres gained

First Arrow shows distance gain/loss from 2nd Qtr to 3rd Qtr,
Second Arrow shows distance gain/loss from 3rd Qtr to Finish
Blue arrow indicates best gain in these quarters.



800

Visual positions in race at 2nd Quarter



400

Visual positions in race at 3rd Quarter



Powered by



Harness Analyser

Sectional Analysis Software

Not just form | Free Trial

www.facebook.com/PJHarnessRacing



RISE Digital, Harness Racing Australia nor the provider accepts any responsibility for the completeness or accuracy of any of the information contained herein, and makes no representations about its suitability for any particular purpose. Users should make their own judgements about those matters and/or seek independent advice. You assume all risks associated with use of data provided on this page

Menangle Race 4 Distance 1609m

Monday, 22 September 2025


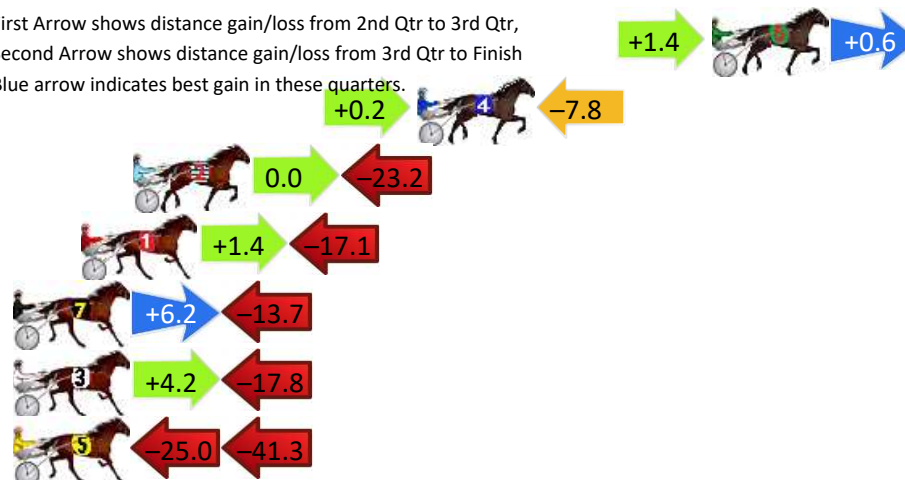
Gross Time: 1:51.80 MileRate: 1:51.80 LeadTime: 0.00s First Qtr: 26.40s Second Qtr: 28.80s Third Qtr: 28.20s Fourth Qtr: 28.40s

DATA TABLE: 800 / 400 Posi's are position from leader and (how wide the horse was at that position)

NoHorse	Plc	Mar	800 Posi	400 Posi	Time	3rd Qtr	4th Qt
6 Sugar Pie Honey	1	0.0m	2.0m (1)	0.6m (1)	1:51.80	28.10s	28.36s
4 Namaka	2	11.8m	4.2m (0)	4.0m (0)	1:52.68	28.18s	28.95s
2 Gunna Reload	3	23.2m	0.0m (0)	0.0m (0)	1:53.53	28.19s	30.04s
1 Blisses Best	4	25.3m	9.6m (0)	8.2m (0)	1:53.69	28.10s	29.61s
7 Ebony Storm	5	48.1m	40.6m (0)	34.4m (1)	1:55.39	27.76s	29.37s
3 Watch Africandance	6	49.8m	36.2m (0)	32.0m (0)	1:55.52	27.90s	29.66s
5 Violet Hanover	7	136.3m	70.0m (0)	95.0m (0)	2:01.97	29.95s	31.32s

Finish Position and metres gained

First Arrow shows distance gain/loss from 2nd Qtr to 3rd Qtr,
Second Arrow shows distance gain/loss from 3rd Qtr to Finish
Blue arrow indicates best gain in these quarters.



Menangle Race 5 Distance 1609m

Monday, 22 September 2025



Gross Time: 1:53.40 MileRate: 1:53.40 LeadTime: 0.00s First Qtr: 27.10s Second Qtr: 30.50s Third Qtr: 28.70s Fourth Qtr: 27.10s

DATA TABLE: 800 / 400 Posi's are position from leader and (how wide the horse was at that position)

NoHorse	Plc	Mar	800 Posi	400 Posi	Time	3rd Qtr	4th Qt
7 Puppeteer	1	0.0m	1.4m (1)	0.0m (1)	1:53.40	28.60s	27.10s
9 Explosive Bronski	2	8.7m	16.2m (1)	12.2m (2)	1:54.02	28.42s	26.86s
2 Bently Bullet	3	13.1m	6.4m (1)	4.0m (1)	1:54.33	28.55s	27.71s
8 Larrikin Lenny	4	15.1m	11.6m (1)	8.0m (1)	1:54.48	28.46s	27.58s
3 King Corey	5	23.9m	4.8m (0)	6.0m (0)	1:55.11	28.82s	28.31s
5 Parallel	6	24.4m	18.6m (0)	18.6m (0)	1:55.14	28.71s	27.49s
10 Magic Matteo	7	24.6m	20.8m (1)	16.4m (2)	1:55.16	28.41s	27.65s
4 Brookessmartdancer	8	26.1m	14.4m (0)	14.6m (0)	1:55.26	28.74s	27.87s
6 Watch Me React	9	29.3m	0.0m (0)	2.0m (0)	1:55.49	28.89s	28.94s
1 The Poobah	10	40.0m	10.0m (0)	10.6m (0)	1:56.25	28.80s	29.08s

Finish Position and metres gained

First Arrow shows distance gain/loss from 2nd Qtr to 3rd Qtr,
Second Arrow shows distance gain/loss from 3rd Qtr to Finish
Blue arrow indicates best gain in these quarters.



800

Visual positions in race at 2nd Quarter



400

Visual positions in race at 3rd Quarter



Powered by



Harness Analyser

Sectional Analysis Software

Not just form | Free Trial

www.facebook.com/PJHarnessRacing



RISE Digital, Harness Racing Australia nor the provider accepts any responsibility for the completeness or accuracy of any of the information contained herein, and makes no representations about its suitability for any particular purpose. Users should make their own judgements about those matters and/or seek independent advice. You assume all risks associated with use of data provided on this page

Menangle Race 6 Distance 1609m

Monday, 22 September 2025

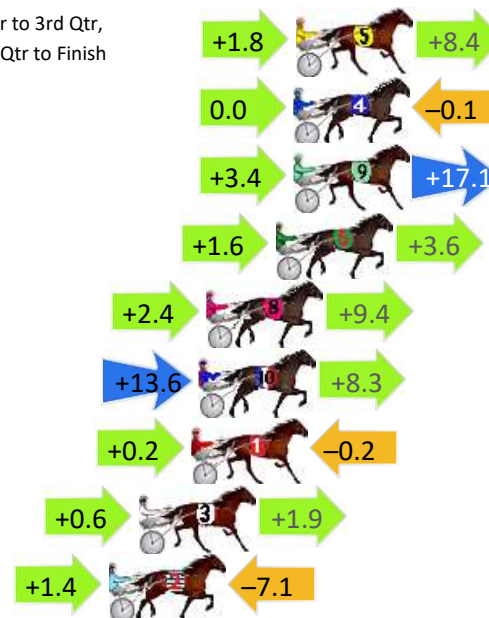
Gross Time: 1:54.10 MileRate: 1:54.10 LeadTime: 0.00s First Qtr: 26.60s Second Qtr: 31.30s Third Qtr: 29.00s Fourth Qtr: 27.20s

DATA TABLE: 800 / 400 Posi's are position from leader and (how wide the horse was at that position)

NoHorse	Plc	Mar	800 Posi	400 Posi	Time	3rd Qtr	4th Qt
5 Theres Wally	1	0.0m	10.2m (1)	8.4m (2)	1:54.10	28.86s	26.63s
4 Startin To Gogh	2	0.1m	0.0m (0)	0.0m (0)	1:54.11	29.00s	27.21s
9 Mikibequick	3	0.1m	20.6m (1)	17.2m (2)	1:54.11	28.72s	26.04s
6 Mister Jones	4	0.8m	6.0m (1)	4.4m (1)	1:54.16	28.88s	26.96s
8 Alwaysbminnie	5	3.6m	15.4m (1)	13.0m (2)	1:54.36	28.81s	26.56s
10 Guest Artist	6	3.9m	25.8m (1)	12.2m (0)	1:54.38	28.03s	26.64s
1 Farfalla Stride	7	4.2m	4.2m (0)	4.0m (0)	1:54.40	28.99s	27.21s
3 D J Rock	8	6.3m	8.8m (0)	8.2m (0)	1:54.55	28.95s	27.07s
2 Keayang Blue Jeans	9	7.5m	1.8m (1)	0.4m (1)	1:54.64	28.92s	27.68s

Finish Position and metres gained

First Arrow shows distance gain/loss from 2nd Qtr to 3rd Qtr,
Second Arrow shows distance gain/loss from 3rd Qtr to Finish
Blue arrow indicates best gain in these quarters.



800

Visual positions in race at 2nd Quarter



400

Visual positions in race at 3rd Quarter

Menangle Race 7 Distance 1609m

Monday, 22 September 2025

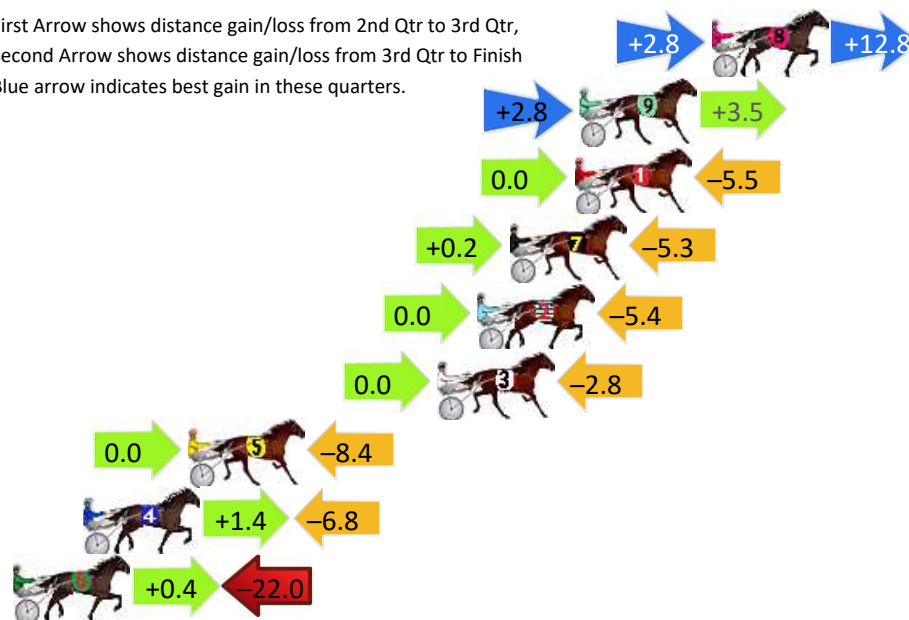
Gross Time: 1:52.10 MileRate: 1:52.10 LeadTime: 0.00s First Qtr: 26.40s Second Qtr: 29.70s Third Qtr: 29.10s Fourth Qtr: 26.90s

DATA TABLE: 800 / 400 Posi's are position from leader and (how wide the horse was at that position)

No	Horse	Plc	Mar	800 Posi	400 Posi	Time	3rd Qtr	4th Qt
8	Soho Gunslinger	1	0.0m	15.6m (1)	12.8m (2)	1:52.10	28.87s	26.04s
9	Jetter Son	2	5.3m	11.6m (1)	8.8m (2)	1:52.48	28.90s	26.67s
1	Double Lou	3	5.5m	0.0m (0)	0.0m (0)	1:52.49	29.12s	27.27s
7	Mac Bon	4	8.1m	3.0m (1)	2.8m (1)	1:52.67	29.10s	27.25s
2	Sinaloa	5	9.4m	4.0m (0)	4.0m (0)	1:52.77	29.11s	27.26s
3	Myth You Already	6	11.0m	8.2m (0)	8.2m (0)	1:52.88	29.11s	27.09s
5	Tried And Trusted	7	21.0m	12.6m (0)	12.6m (0)	1:53.59	29.12s	27.46s
4	Withdistinction	8	25.2m	19.8m (1)	18.4m (2)	1:53.89	29.02s	27.35s
6	Set Up	9	28.8m	7.2m (1)	6.8m (1)	1:54.14	29.13s	28.37s

Finish Position and metres gained

First Arrow shows distance gain/loss from 2nd Qtr to 3rd Qtr,
Second Arrow shows distance gain/loss from 3rd Qtr to Finish
Blue arrow indicates best gain in these quarters.



800

Visual positions in race at 2nd Quarter



400

Visual positions in race at 3rd Quarter

Menangle Race 8 Distance 1609m

Monday, 22 September 2025

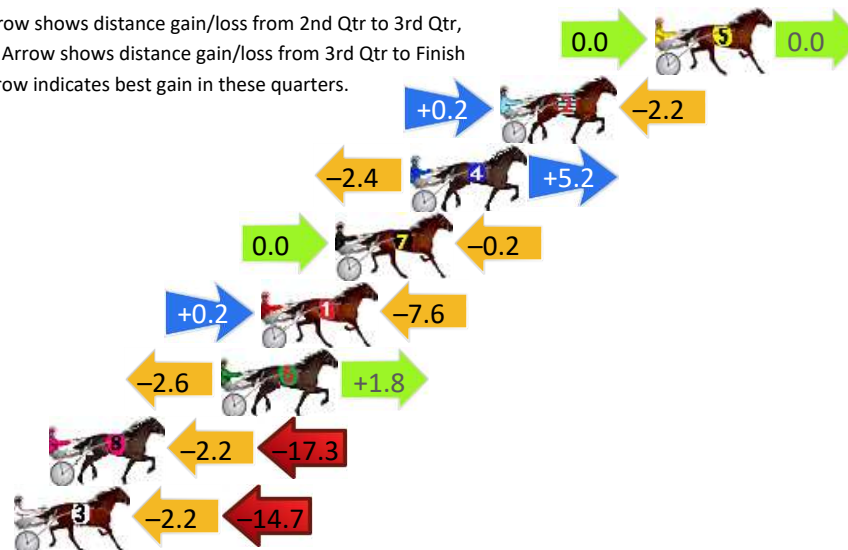
Gross Time: 1:53.50 MileRate: 1:53.50 LeadTime: 0.00s First Qtr: 27.70s Second Qtr: 30.30s Third Qtr: 28.60s Fourth Qtr: 26.90s

DATA TABLE: 800 / 400 Posi's are position from leader and (how wide the horse was at that position)

NoHorse	Plc	Mar	800 Posi	400 Posi	Time	3rd Qtr	4th Qt
5 Huta	1	0.0m	0.0m (0)	0.0m (0)	1:53.50	28.60s	26.90s
2 Captain Blood	2	6.2m	4.2m (0)	4.0m (0)	1:53.94	28.59s	27.05s
4 Hes A Meister	3	9.8m	12.6m (1)	15.0m (1)	1:54.19	28.75s	26.55s
7 Red Reactor	4	12.8m	12.6m (0)	12.6m (0)	1:54.41	28.60s	26.91s
1 Super Duper Dude	5	15.8m	8.4m (0)	8.2m (0)	1:54.62	28.60s	27.41s
6 Tinder Surprise	6	17.4m	16.6m (1)	19.2m (2)	1:54.73	28.78s	26.78s
8 Our Uncle Jim	7	24.3m	4.8m (2)	7.0m (1)	1:55.22	28.79s	28.06s
3 Lord Memnock	8	25.7m	8.8m (1)	11.0m (1)	1:55.32	28.78s	27.88s

Finish Position and metres gained

First Arrow shows distance gain/loss from 2nd Qtr to 3rd Qtr,
Second Arrow shows distance gain/loss from 3rd Qtr to Finish
Blue arrow indicates best gain in these quarters.



800

Visual positions in race at 2nd Quarter



400

Visual positions in race at 3rd Quarter

