

Menangle Race 1 Distance 1609m

Tuesday, 7 October 2025




Gross Time: 1:57.30 MileRate: 1:57.30 LeadTime: 0.00s First Qtr: 29.00s Second Qtr: 29.60s Third Qtr: 29.20s Fourth Qtr: 29.50s

DATA TABLE: 800 / 400 Posi's are position from leader and (how wide the horse was at that position)

| No | Horse | Plc | Mar | 800 Posi | 400 Posi | Time | 3rd Qtr | 4th Qt |
|----|-------------------|-----|-------|-----------|-----------|---------|---------|--------|
| 8 | One Pinevale Hill | 1 | 0.0m | 20.8m (1) | 11.4m (2) | 1:57.30 | 28.52s | 28.66s |
| 5 | Kiss At Midnight | 2 | 0.4m | 4.2m (0) | 4.2m (0) | 1:57.33 | 29.20s | 29.22s |
| 7 | Bertinelli | 3 | 1.0m | 0.0m (0) | 0.0m (0) | 1:57.38 | 29.20s | 29.57s |
| 2 | Oria | 4 | 4.1m | 12.6m (0) | 13.2m (0) | 1:57.62 | 29.25s | 28.83s |
| 10 | Addictive Stride | 5 | 4.8m | 4.0m (1) | 1.2m (1) | 1:57.67 | 28.99s | 29.76s |
| 1 | Jackies Gift | 6 | 5.3m | 17.2m (0) | 17.2m (0) | 1:57.71 | 29.20s | 28.63s |
| 3 | Sioux Warrior | 7 | 6.6m | 8.6m (0) | 9.2m (0) | 1:57.81 | 29.24s | 29.31s |
| 4 | Donnie Gal | 8 | 12.0m | 16.0m (1) | 12.2m (1) | 1:58.23 | 28.92s | 29.49s |
| 6 | Dollys Law | 9 | 17.9m | 10.8m (1) | 8.0m (1) | 1:58.68 | 28.99s | 30.23s |
| 9 | Majestic Breeze | 10 | 22.1m | 25.2m (1) | 16.0m (2) | 1:59.01 | 28.53s | 29.95s |

Finish Position and metres gained

First Arrow shows distance gain/loss from 2nd Qtr to 3rd Qtr, Second Arrow shows distance gain/loss from 3rd Qtr to Finish Blue arrow indicates best gain in these quarters.



Menangle Race 2 Distance 1609m

Tuesday, 7 October 2025



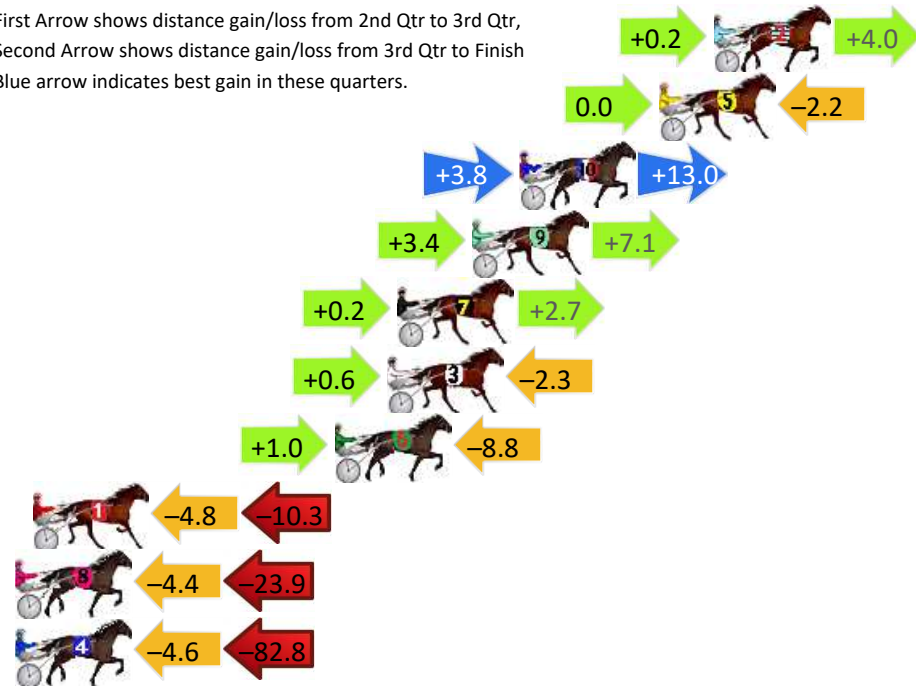
Gross Time: 1:55.80 MileRate: 1:55.80 LeadTime: 0.00s First Qtr: 28.10s Second Qtr: 29.70s Third Qtr: 28.30s Fourth Qtr: 29.70s

DATA TABLE: 800 / 400 Posi's are position from leader and (how wide the horse was at that position)

| No | Horse | Plc | Mar | 800 Posi | 400 Posi | Time | 3rd Qtr | 4th Qt |
|----|--------------------|-----|--------|-----------|-----------|---------|---------|--------|
| 2 | Last Clansman | 1 | 0.0m | 4.2m (0) | 4.0m (0) | 1:55.80 | 28.29s | 29.40s |
| 5 | Thebestbourbon | 2 | 2.2m | 0.0m (0) | 0.0m (0) | 1:55.97 | 28.30s | 29.86s |
| 10 | We Can Have It All | 3 | 7.8m | 24.6m (1) | 20.8m (2) | 1:56.41 | 28.05s | 28.74s |
| 9 | Should Beabarca | 4 | 9.7m | 20.2m (1) | 16.8m (2) | 1:56.56 | 28.07s | 29.18s |
| 7 | Cochy Malc | 5 | 12.7m | 15.6m (1) | 15.4m (1) | 1:56.79 | 28.29s | 29.50s |
| 3 | Tiger Tee | 6 | 13.1m | 11.4m (1) | 10.8m (1) | 1:56.82 | 28.25s | 29.87s |
| 6 | Chief Runningcloud | 7 | 15.2m | 7.4m (1) | 6.4m (1) | 1:56.98 | 28.21s | 30.35s |
| 1 | Itz Trixton Time | 8 | 27.3m | 12.2m (0) | 17.0m (0) | 1:57.92 | 28.63s | 30.46s |
| 8 | Moonwalka | 9 | 36.5m | 8.2m (0) | 12.6m (0) | 1:58.64 | 28.58s | 31.46s |
| 4 | Racing Eyes | 10 | 105.4m | 18.0m (0) | 22.6m (0) | 2:04.00 | 28.49s | 35.81s |

Finish Position and metres gained

First Arrow shows distance gain/loss from 2nd Qtr to 3rd Qtr, Second Arrow shows distance gain/loss from 3rd Qtr to Finish
Blue arrow indicates best gain in these quarters.



Menangle Race 3 Distance 1609m

Tuesday, 7 October 2025



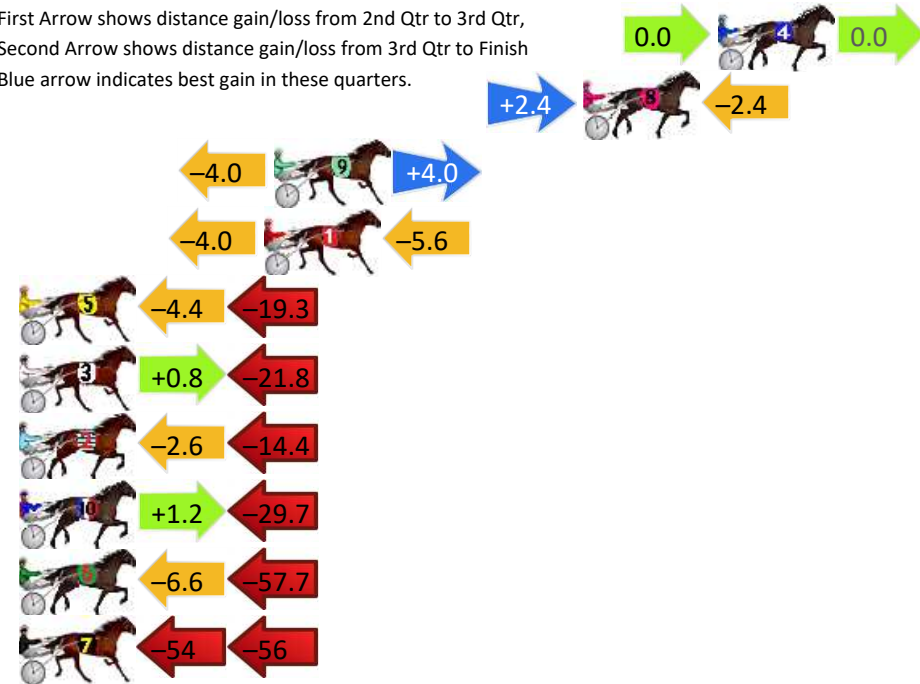
Gross Time: 1:54.30 MileRate: 1:54.30 LeadTime: 0.00s First Qtr: 28.30s Second Qtr: 28.90s Third Qtr: 28.10s Fourth Qtr: 29.00s

DATA TABLE: 800 / 400 Posi's are position from leader and (how wide the horse was at that position)

| No | Horse | Plc | Mar | 800 Posi | 400 Posi | Time | 3rd Qtr | 4th Qt |
|----|------------------|-----|--------|-----------|-----------|---------|---------|--------|
| 4 | Pesco Pollo | 1 | 0.0m | 0.0m (0) | 0.0m (0) | 1:54.30 | 28.10s | 29.00s |
| 8 | Jungle Eyes | 2 | 5.4m | 5.4m (1) | 3.0m (1) | 1:54.71 | 27.93s | 29.17s |
| 9 | Valley Star | 3 | 17.8m | 17.8m (0) | 21.8m (0) | 1:55.65 | 28.39s | 28.71s |
| 1 | Gunner | 4 | 18.2m | 8.6m (0) | 12.6m (0) | 1:55.68 | 28.38s | 29.40s |
| 5 | Itzfergietime | 5 | 36.7m | 13.0m (0) | 17.4m (0) | 1:57.09 | 28.39s | 30.39s |
| 3 | Hes A Hammer | 6 | 37.6m | 16.6m (1) | 15.8m (1) | 1:57.16 | 28.02s | 30.57s |
| 2 | Prohibited Love | 7 | 40.2m | 23.2m (0) | 25.8m (1) | 1:57.36 | 28.27s | 30.04s |
| 10 | Mackel Sonny | 8 | 50.5m | 22.0m (1) | 20.8m (1) | 1:58.14 | 27.98s | 31.14s |
| 6 | Impact Stride | 9 | 68.7m | 4.4m (0) | 11.0m (3) | 1:59.53 | 28.50s | 33.16s |
| 7 | Aldebaran Jensen | 10 | 125.6m | 16.4m (3) | 70.0m (0) | 2:03.86 | 31.84s | 33.01s |

Finish Position and metres gained

First Arrow shows distance gain/loss from 2nd Qtr to 3rd Qtr, Second Arrow shows distance gain/loss from 3rd Qtr to Finish
Blue arrow indicates best gain in these quarters.



Menangle Race 4 Distance 1609m



Tuesday, 7 October 2025

Gross Time: 1:52.50 MileRate: 1:52.50 LeadTime: 0.00s First Qtr: 27.00s Second Qtr: 28.40s Third Qtr: 28.20s Fourth Qtr: 28.90s

DATA TABLE: 800 / 400 Posi's are position from leader and (how wide the horse was at that position)

| No | Horse | Plc | Mar | 800 Posi | 400 Posi | Time | 3rd Qtr | 4th Qt |
|----|-------------------|-----|-------|-----------|-----------|---------|---------|--------|
| 3 | Reign Maker | 1 | 0.0m | 12.8m (0) | 4.0m (2) | 1:52.50 | 27.58s | 28.61s |
| 6 | Jacqueline Rose | 2 | 6.1m | 31.2m (0) | 19.0m (1) | 1:52.96 | 27.35s | 27.97s |
| 1 | Goodtime Miki | 3 | 6.6m | 8.4m (0) | 7.8m (1) | 1:53.00 | 28.16s | 28.81s |
| 7 | Michael Caine | 4 | 7.4m | 27.0m (0) | 21.2m (0) | 1:53.06 | 27.80s | 27.91s |
| 2 | King Corey | 5 | 7.7m | 4.0m (0) | 3.8m (1) | 1:53.08 | 28.18s | 29.18s |
| 5 | Watch Me React | 6 | 11.1m | 22.4m (0) | 17.2m (0) | 1:53.34 | 27.84s | 28.46s |
| 4 | My Great Eight | 7 | 13.3m | 18.4m (0) | 13.4m (0) | 1:53.51 | 27.85s | 28.89s |
| 8 | Will I Am | 8 | 16.9m | 0.0m (0) | 0.0m (0) | 1:53.78 | 28.19s | 30.11s |
| 9 | Explosive Bronski | 9 | 24.3m | 26.6m (1) | 10.8m (2) | 1:54.34 | 27.07s | 29.87s |
| 10 | Johnny Tang | 10 | 26.1m | 32.2m (1) | 15.2m (1) | 1:54.48 | 26.98s | 29.68s |

Finish Position and metres gained



Menangle Race 5 Distance 1609m

Tuesday, 7 October 2025

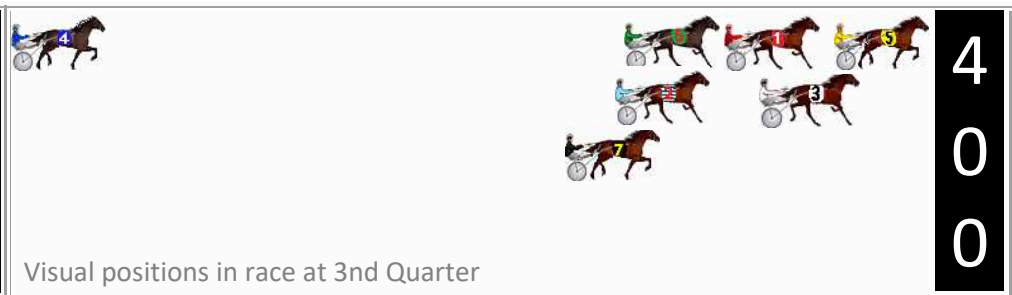

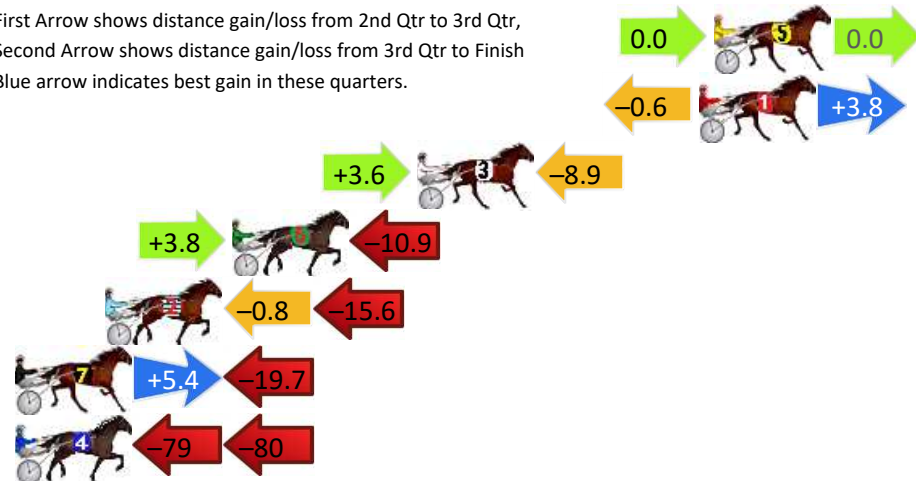
Gross Time: 1:50.30 MileRate: 1:50.30 LeadTime: 0.00s First Qtr: 27.50s Second Qtr: 28.30s Third Qtr: 27.40s Fourth Qtr: 27.10s

DATA TABLE: 800 / 400 Posi's are position from leader and (how wide the horse was at that position)

| No | Horse | Plc | Mar | 800 Posi | 400 Posi | Time | 3rd Qtr | 4th Qt |
|----|-------------------|-----|--------|-----------|-----------|---------|---------|--------|
| 5 | Mac Bon | 1 | 0.0m | 0.0m (0) | 0.0m (0) | 1:50.30 | 27.40s | 27.10s |
| 1 | Double Lou | 2 | 0.6m | 3.8m (0) | 4.4m (0) | 1:50.34 | 27.44s | 26.84s |
| 3 | Spitfire | 3 | 11.9m | 6.6m (1) | 3.0m (1) | 1:51.15 | 27.16s | 27.70s |
| 6 | Petes Crunch Time | 4 | 19.3m | 12.2m (0) | 8.4m (0) | 1:51.68 | 27.15s | 27.83s |
| 2 | Half Holiday | 5 | 24.4m | 8.0m (0) | 8.8m (1) | 1:52.04 | 27.46s | 28.15s |
| 7 | Set Up | 6 | 30.5m | 16.2m (1) | 10.8m (2) | 1:52.48 | 27.04s | 28.43s |
| 4 | Myth You Already | 7 | 169.8m | 11.4m (1) | 90.0m (0) | 2:02.42 | 32.75s | 32.48s |

Finish Position and metres gained

First Arrow shows distance gain/loss from 2nd Qtr to 3rd Qtr, Second Arrow shows distance gain/loss from 3rd Qtr to Finish Blue arrow indicates best gain in these quarters.



Visual positions in race at 2nd Quarter

Visual positions in race at 3rd Quarter

Menangle Race 6 Distance 1609m

Tuesday, 7 October 2025


Gross Time: 1:51.70 MileRate: 1:51.70 LeadTime: 0.00s First Qtr: 26.90s Second Qtr: 28.20s Third Qtr: 28.40s Fourth Qtr: 28.20s

DATA TABLE: 800 / 400 Posi's are position from leader and (how wide the horse was at that position)

| No | Horse | Plc | Mar | 800 Posi | 400 Posi | Time | 3rd Qtr | 4th Qt |
|----|--------------------|-----|-------|-----------|-----------|---------|---------|--------|
| 8 | Namaka | 1 | 0.0m | 3.8m (0) | 4.0m (0) | 1:51.70 | 28.41s | 27.92s |
| 4 | Manhattan Chick | 2 | 0.5m | 0.0m (0) | 0.0m (0) | 1:51.74 | 28.40s | 28.24s |
| 2 | Violet Hanover | 3 | 2.5m | 8.2m (0) | 8.2m (0) | 1:51.89 | 28.40s | 27.80s |
| 7 | Princess Ballerina | 4 | 2.8m | 20.4m (0) | 18.0m (2) | 1:51.91 | 28.23s | 27.13s |
| 5 | Blisses Best | 5 | 5.1m | 16.0m (0) | 17.2m (0) | 1:52.08 | 28.48s | 27.35s |
| 6 | Treacherous Belle | 6 | 6.8m | 16.4m (1) | 6.2m (1) | 1:52.20 | 27.68s | 28.24s |
| 1 | Sensationalize | 7 | 14.8m | 12.2m (0) | 12.2m (0) | 1:52.80 | 28.40s | 28.38s |
| 9 | Dynamites Best | 8 | 18.3m | 24.8m (0) | 14.4m (1) | 1:53.06 | 27.67s | 28.47s |
| 3 | Our Dance Monkey | 9 | 31.6m | 12.0m (1) | 2.2m (1) | 1:54.04 | 27.72s | 30.26s |

Finish Position and metres gained

First Arrow shows distance gain/loss from 2nd Qtr to 3rd Qtr, Second Arrow shows distance gain/loss from 3rd Qtr to Finish. Blue arrow indicates best gain in these quarters.



800

Visual positions in race at 2nd Quarter



400

Visual positions in race at 3rd Quarter



Sectional Analysis Software
Not just form | Free Trial



RISE Digital, Harness Racing Australia nor the provider accepts any responsibility for the completeness or accuracy of any of the information contained herein, and makes no representations about its suitability for any particular purpose. Users should make their own judgements about those matters and/or seek independent advice. You assume all risks associated with use of data provided on this page

www.facebook.com/PJHarnessRacing

Menangle Race 7 Distance 1609m

Tuesday, 7 October 2025



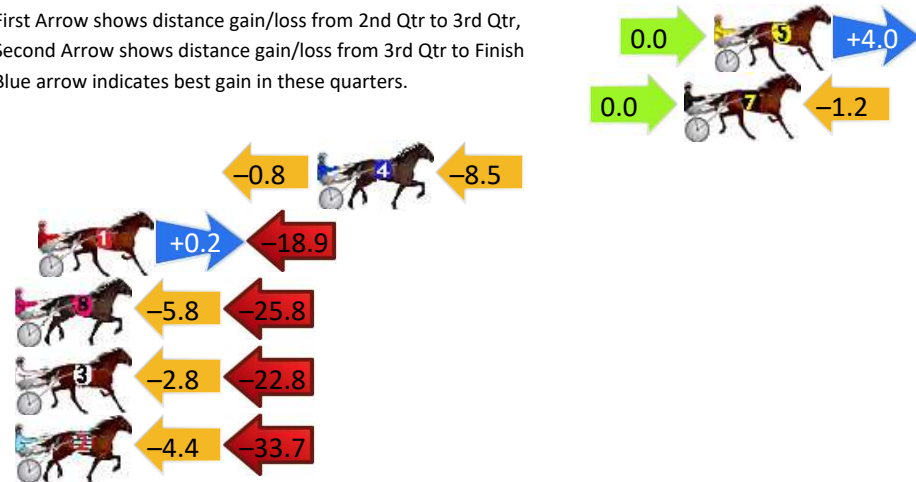
Gross Time: 1:50.20 MileRate: 1:50.20 LeadTime: 0.00s First Qtr: 26.90s Second Qtr: 29.20s Third Qtr: 26.80s Fourth Qtr: 27.30s

DATA TABLE: 800 / 400 Posi's are position from leader and (how wide the horse was at that position)

| No | Horse | Plc | Mar | 800 Posi | 400 Posi | Time | 3rd Qtr | 4th Qt |
|----|--------------------|-----|-------|-----------|-----------|---------|---------|--------|
| 5 | Sinaloa | 1 | 0.0m | 4.0m (0) | 4.0m (0) | 1:50.20 | 26.80s | 27.03s |
| 7 | Business In Heaven | 2 | 1.2m | 0.0m (0) | 0.0m (0) | 1:50.29 | 26.80s | 27.38s |
| 4 | Heeza Malteeza | 3 | 15.9m | 6.6m (1) | 7.4m (2) | 1:51.34 | 26.85s | 27.88s |
| 1 | Mac Thunder | 4 | 27.1m | 8.4m (0) | 8.2m (0) | 1:52.15 | 26.77s | 28.58s |
| 8 | Matt Gregors Boy | 5 | 32.8m | 1.2m (1) | 7.0m (1) | 1:52.56 | 27.17s | 29.05s |
| 3 | Errol Fin | 6 | 37.2m | 11.6m (1) | 14.4m (1) | 1:52.87 | 26.97s | 28.85s |
| 2 | Tried And Trusted | 7 | 51.1m | 13.0m (0) | 17.4m (0) | 1:53.87 | 27.07s | 29.59s |

Finish Position and metres gained

First Arrow shows distance gain/loss from 2nd Qtr to 3rd Qtr, Second Arrow shows distance gain/loss from 3rd Qtr to Finish. Blue arrow indicates best gain in these quarters.



Menangle Race 8 Distance 1609m




Tuesday, 7 October 2025

Gross Time: 1:52.20 MileRate: 1:52.20 LeadTime: 0.00s First Qtr: 27.80s Second Qtr: 29.00s Third Qtr: 28.30s Fourth Qtr: 27.10s

DATA TABLE: 800 / 400 Posi's are position from leader and (how wide the horse was at that position)

| No | Horse | Plc | Mar | 800 Posi | 400 Posi | Time | 3rd Qtr | 4th Qt |
|----|--------------------|-----|-------|-----------|-----------|---------|---------|--------|
| 8 | Gunna Reload | 1 | 0.0m | 0.0m (0) | 0.0m (0) | 1:52.20 | 28.30s | 27.10s |
| 1 | Ultimate Diva | 2 | 8.0m | 9.0m (0) | 7.8m (0) | 1:52.77 | 28.22s | 27.11s |
| 5 | Baby Your The One | 3 | 8.5m | 4.4m (0) | 4.0m (0) | 1:52.81 | 28.28s | 27.40s |
| 4 | The Swift One | 4 | 9.2m | 26.0m (1) | 10.6m (1) | 1:52.86 | 27.24s | 27.01s |
| 2 | She The Devil | 5 | 13.3m | 13.2m (0) | 11.8m (0) | 1:53.15 | 28.21s | 27.20s |
| 6 | Our Ultimate Jessy | 6 | 18.7m | 21.8m (0) | 19.6m (0) | 1:53.53 | 28.15s | 27.04s |
| 9 | Honolulu Princess | 7 | 28.7m | 30.4m (1) | 14.6m (1) | 1:54.25 | 27.23s | 28.05s |
| 3 | Lookin Good Margie | 8 | 29.3m | 21.2m (1) | 6.8m (1) | 1:54.29 | 27.34s | 28.62s |
| 7 | Watch Africandance | 9 | 30.1m | 17.6m (0) | 15.8m (0) | 1:54.35 | 28.20s | 28.06s |

Finish Position and metres gained



Menangle Race 9 Distance 1609m

Tuesday, 7 October 2025


Gross Time: 1:51.90 MileRate: 1:51.90 LeadTime: 0.00s First Qtr: 27.00s Second Qtr: 29.10s Third Qtr: 28.80s Fourth Qtr: 27.00s

DATA TABLE: 800 / 400 Posi's are position from leader and (how wide the horse was at that position)

| No | Horse | Plc | Mar | 800 Posi | 400 Posi | Time | 3rd Qtr | 4th Qt |
|----|----------------|-----|-------|-----------|-----------|---------|---------|--------|
| 4 | Huxton | 1 | 0.0m | 0.0m (0) | 0.0m (0) | 1:51.90 | 28.80s | 27.00s |
| 8 | Sunset Stride | 2 | 4.1m | 13.0m (1) | 10.4m (1) | 1:52.19 | 28.61s | 26.58s |
| 7 | Onyx Shard | 3 | 6.2m | 4.6m (1) | 0.8m (1) | 1:52.34 | 28.55s | 27.36s |
| 5 | Mister Jones | 4 | 9.7m | 4.0m (0) | 5.0m (0) | 1:52.59 | 28.88s | 27.32s |
| 10 | Fear The Pain | 5 | 13.5m | 17.6m (1) | 14.2m (2) | 1:52.86 | 28.56s | 26.95s |
| 2 | D J Rock | 6 | 14.2m | 12.2m (0) | 13.2m (0) | 1:52.91 | 28.87s | 27.07s |
| 1 | Shark Dancer | 7 | 15.0m | 7.8m (0) | 9.0m (0) | 1:52.97 | 28.90s | 27.40s |
| 9 | Tenacious D | 8 | 15.2m | 20.0m (0) | 18.8m (2) | 1:52.98 | 28.71s | 26.76s |
| 6 | Longtan Viper | 9 | 16.1m | 9.0m (1) | 6.2m (1) | 1:53.05 | 28.63s | 27.66s |
| 3 | Lils Nightmare | 10 | 25.2m | 16.2m (0) | 18.0m (0) | 1:53.69 | 28.94s | 27.48s |

Finish Position and metres gained

First Arrow shows distance gain/loss from 2nd Qtr to 3rd Qtr, Second Arrow shows distance gain/loss from 3rd Qtr to Finish
Blue arrow indicates best gain in these quarters.



800

Visual positions in race at 2nd Quarter



400

Visual positions in race at 3rd Quarter



Menangle Race 10 Distance 1609m

Tuesday, 7 October 2025


Gross Time: 1:50.50 MileRate: 1:50.50 LeadTime: 0.00s First Qtr: 26.40s Second Qtr: 28.30s Third Qtr: 27.70s Fourth Qtr: 28.10s

DATA TABLE: 800 / 400 Posi's are position from leader and (how wide the horse was at that position)

| No | Horse | Plc | Mar | 800 Posi | 400 Posi | Time | 3rd Qtr | 4th Qt |
|----|------------------|-----|-------|-----------|-----------|---------|---------|--------|
| 5 | Caulonia Courage | 1 | 0.0m | 11.8m (1) | 10.2m (1) | 1:50.50 | 27.59s | 27.39s |
| 6 | Argggghh | 2 | 1.7m | 0.0m (0) | 0.0m (0) | 1:50.63 | 27.70s | 28.22s |
| 8 | Helluva | 3 | 3.1m | 3.8m (1) | 1.8m (1) | 1:50.73 | 27.56s | 28.19s |
| 4 | Mach Da Vinci | 4 | 3.5m | 4.0m (0) | 4.2m (0) | 1:50.76 | 27.71s | 28.05s |
| 7 | Double Act | 5 | 4.5m | 7.8m (1) | 5.8m (1) | 1:50.83 | 27.56s | 28.01s |
| 9 | Master Catch | 6 | 9.0m | 15.8m (0) | 22.4m (1) | 1:51.16 | 28.16s | 27.16s |
| 3 | Outside Fighter | 7 | 9.9m | 11.6m (0) | 18.4m (1) | 1:51.23 | 28.18s | 27.51s |
| 2 | Tinder Surprise | 8 | 11.6m | 16.2m (1) | 14.2m (1) | 1:51.36 | 27.56s | 27.92s |
| 1 | Prince Of Peace | 9 | 17.7m | 7.8m (0) | 14.4m (0) | 1:51.81 | 28.16s | 28.33s |

Finish Position and metres gained

First Arrow shows distance gain/loss from 2nd Qtr to 3rd Qtr, Second Arrow shows distance gain/loss from 3rd Qtr to Finish
Blue arrow indicates best gain in these quarters.



800

Visual positions in race at 2nd Quarter



400

Visual positions in race at 3rd Quarter

