

Bathurst Race 1 Distance 2260m

Wednesday, 8 October 2025

Gross Time: 2:44.20

MileRate: 1:57.00

LeadTime: 46.20s

First Qtr: 29.90s

Second Qtr: 28.80s

Third Qtr: 30.60s


Fourth Qtr: 28.70s

DATA TABLE: 800 / 400 Posi's are position from leader and (how wide the horse was at that position)

NoHorse	Plc	Mar	800 Posi	400 Posi	Time	3rd Qtr	4th Qt
3 Sweet Nate	1	0.0m	4.2m (0)	4.4m (1)	2:44.20	30.60s	28.39s
2 Lucky Punt	2	3.5m	10.6m (1)	6.6m (2)	2:44.46	30.30s	28.48s
5 Special Spin	3	12.5m	6.4m (1)	2.8m (2)	2:45.14	30.36s	29.39s
1 Shazadele	4	13.8m	8.0m (0)	8.2m (0)	2:45.24	30.63s	29.10s
10 Terryrama	5	15.0m	14.4m (1)	10.2m (3)	2:45.33	30.30s	29.04s
4 Funda	6	15.4m	17.6m (0)	14.4m (2)	2:45.36	30.37s	28.77s
9 Teddy Feels Good	7	25.5m	12.2m (0)	12.4m (0)	2:46.12	30.65s	29.63s
8 My Ultimate Lucius	8	37.8m	2.0m (1)	0.0m (1)	2:47.05	30.54s	31.40s
6 Keayang Blue Jeans	9	53.4m	0.0m (0)	0.4m (0)	2:48.22	30.75s	32.48s
7 Duffy Hollow	10	53.6m	22.6m (1)	17.0m (0)	2:48.24	30.27s	31.31s

Finish Position and metres gained

First Arrow shows distance gain/loss from 2nd Qtr to 3rd Qtr,
Second Arrow shows distance gain/loss from 3rd Qtr to Finish
Blue arrow indicates best gain in these quarters.



800

Visual positions in race at 2nd Quarter



400

Visual positions in race at 3rd Quarter



Powered by



Harness Analyser

Sectional Analysis Software

Not just form | Free Trial

www.facebook.com/PJHarnessRacing



RISE Digital, Harness Racing Australia nor the provider accepts any responsibility for the completeness or accuracy of any of the information contained herein, and makes no representations about its suitability for any particular purpose. Users should make their own judgements about those matters and/or seek independent advice. You assume all risks associated with use of data provided on this page

Bathurst Race 2 Distance 1730m

Wednesday, 8 October 2025



Gross Time: 2:04.60 MileRate: 1:55.90 LeadTime: 8.40s First Qtr: 29.70s Second Qtr: 29.70s Third Qtr: 29.20s Fourth Qtr: 27.60s

DATA TABLE: 800 / 400 Posi's are position from leader and (how wide the horse was at that position)

No	Horse	Plc	Mar	800 Posi	400 Posi	Time	3rd Qtr	4th Qt
5	True Logic	1	0.0m	0.0m (0)	0.0m (0)	2:04.60	29.20s	27.60s
9	Ya Racin Arlo	2	8.7m	8.2m (0)	11.0m (0)	2:05.23	29.39s	27.44s
7	Hooked On Winning	3	10.6m	15.6m (1)	15.4m (2)	2:05.37	29.18s	27.27s
6	Uncle Tony	4	12.3m	11.2m (1)	10.8m (2)	2:05.49	29.17s	27.70s
1	Windy Hill Lucy	5	15.4m	4.2m (0)	7.0m (0)	2:05.72	29.41s	28.18s
8	Lettuce Go Miki	6	16.1m	20.4m (1)	19.6m (2)	2:05.77	29.14s	27.36s
10	Mia On	7	18.1m	12.8m (0)	15.4m (0)	2:05.91	29.39s	27.79s
3	What For	8	24.1m	6.8m (1)	8.2m (1)	2:06.35	29.33s	28.69s
4	The Dome	9	25.7m	17.4m (0)	19.6m (0)	2:06.47	29.37s	28.02s
2	Devils Bling	10	55.5m	2.2m (1)	3.6m (1)	2:08.63	29.40s	31.16s


Finish Position and metres gained

First Arrow shows distance gain/loss from 2nd Qtr to 3rd Qtr,
Second Arrow shows distance gain/loss from 3rd Qtr to Finish
Blue arrow indicates best gain in these quarters.



800

Visual positions in race at 2nd Quarter



400

Visual positions in race at 3rd Quarter



Powered by



Harness Analyser

Sectional Analysis Software

Not just form | Free Trial

www.facebook.com/PJHarnessRacing



RISE Digital, Harness Racing Australia nor the provider accepts any responsibility for the completeness or accuracy of any of the information contained herein, and makes no representations about its suitability for any particular purpose. Users should make their own judgements about those matters and/or seek independent advice. You assume all risks associated with use of data provided on this page

Bathurst Race 3 Distance 1730m

Wednesday, 8 October 2025


Gross Time: 2:03.00 MileRate: 1:54.40 LeadTime: 8.10s First Qtr: 28.80s Second Qtr: 29.60s Third Qtr: 28.70s Fourth Qtr: 27.80s

DATA TABLE: 800 / 400 Posi's are position from leader and (how wide the horse was at that position)

NoHorse	Plc	Mar	800 Posi	400 Posi	Time	3rd Qtr	4th Qt
10 Withdistinction	1	0.0m	0.0m (0)	0.0m (0)	2:03.00	28.70s	27.80s
4 Zaras Special	2	3.9m	4.0m (0)	4.4m (0)	2:03.29	28.73s	27.77s
5 The Samurai	3	4.2m	3.8m (1)	2.8m (1)	2:03.31	28.63s	27.90s
1 Festinalente	4	10.6m	7.8m (0)	8.6m (0)	2:03.77	28.76s	27.94s
7 Love Watch	5	14.2m	16.6m (1)	16.6m (1)	2:04.04	28.70s	27.63s
6 Layla Shannon	6	20.1m	20.4m (0)	21.2m (1)	2:04.47	28.75s	27.72s
3 Vespa Stride	7	23.7m	12.4m (1)	12.4m (1)	2:04.73	28.71s	28.58s
8 Rock Asset	8	24.6m	16.0m (0)	17.4m (0)	2:04.80	28.81s	28.30s
2 Crystal Bling	9	44.1m	8.2m (1)	8.6m (1)	2:06.22	28.77s	30.25s
9 Treacherous Jet	10	48.8m	11.8m (0)	13.4m (0)	2:06.57	28.85s	30.25s

Finish Position and metres gained

First Arrow shows distance gain/loss from 2nd Qtr to 3rd Qtr, Second Arrow shows distance gain/loss from 3rd Qtr to Finish
Blue arrow indicates best gain in these quarters.



800

Visual positions in race at 2nd Quarter



400

Visual positions in race at 3rd Quarter



Powered by



Harness Analyser

Sectional Analysis Software

Not just form | Free Trial

www.facebook.com/PJHarnessRacing



RISE Digital, Harness Racing Australia nor the provider accepts any responsibility for the completeness or accuracy of any of the information contained herein, and makes no representations about its suitability for any particular purpose. Users should make their own judgements about those matters and/or seek independent advice. You assume all risks associated with use of data provided on this page

Bathurst Race 4 Distance 1730m

Wednesday, 8 October 2025


Gross Time: 2:02.20 MileRate: 1:53.70 LeadTime: 8.30s First Qtr: 27.80s Second Qtr: 28.40s Third Qtr: 29.10s Fourth Qtr: 28.60s

DATA TABLE: 800 / 400 Posi's are position from leader and (how wide the horse was at that position)

No	Horse	Plc	Mar	800 Posi	400 Posi	Time	3rd Qtr	4th Qt
10	Evelyns Dragon	1	0.0m	0.0m (0)	0.0m (0)	2:02.20	29.10s	28.60s
9	Harleequin	2	10.4m	16.0m (0)	15.2m (2)	2:02.98	29.04s	28.26s
8	Flash Azarat	3	13.8m	4.2m (0)	6.4m (0)	2:03.24	29.26s	29.13s
2	Cheer For Mitch	4	15.3m	15.2m (1)	9.8m (2)	2:03.35	28.72s	28.99s
7	Misterfourthousand	5	15.7m	11.0m (1)	10.8m (1)	2:03.38	29.09s	28.95s
4	Speed Dial	6	16.3m	8.4m (0)	10.4m (0)	2:03.42	29.25s	29.02s
5	Carbaganoosh	7	17.6m	19.8m (0)	19.2m (0)	2:03.52	29.06s	28.49s
1	Shell Shock	8	23.7m	12.2m (0)	15.2m (0)	2:03.98	29.32s	29.20s
3	Borrowed Time	9	25.8m	19.2m (1)	20.4m (2)	2:04.14	29.19s	28.98s
6	Deepwater Cam	10	29.0m	23.4m (0)	20.0m (1)	2:04.38	28.86s	29.24s

Finish Position and metres gained

First Arrow shows distance gain/loss from 2nd Qtr to 3rd Qtr,
Second Arrow shows distance gain/loss from 3rd Qtr to Finish
Blue arrow indicates best gain in these quarters.



800

Visual positions in race at 2nd Quarter



400

Visual positions in race at 3rd Quarter



Powered by



Harness Analyser

Sectional Analysis Software

Not just form | Free Trial

www.facebook.com/PJHarnessRacing



RISE Digital, Harness Racing Australia nor the provider accepts any responsibility for the completeness or accuracy of any of the information contained herein, and makes no representations about its suitability for any particular purpose. Users should make their own judgements about those matters and/or seek independent advice. You assume all risks associated with use of data provided on this page

Bathurst Race 5 Distance 2260m

Wednesday, 8 October 2025



Gross Time: 2:45.80 MileRate: 1:58.10 LeadTime: 48.70s First Qtr: 30.90s Second Qtr: 29.40s Third Qtr: 28.80s Fourth Qtr: 28.00s

DATA TABLE: 800 / 400 Posi's are position from leader and (how wide the horse was at that position)

No	Horse	Plc	Mar	800 Posi	400 Posi	Time	3rd Qtr	4th Qt
8	Better Shush	1	0.0m	11.4m (1)	2.6m (3)	2:45.80	28.18s	27.82s
5	Hunter Shannon	2	1.5m	2.6m (1)	0.8m (1)	2:45.91	28.67s	28.05s
7	Firestorm Red	3	3.6m	4.2m (0)	4.2m (0)	2:46.06	28.80s	27.96s
9	Saint Emilion	4	3.7m	8.4m (0)	8.6m (1)	2:46.07	28.81s	27.66s
2	Bettors Hope	5	5.0m	7.2m (1)	3.8m (2)	2:46.17	28.56s	28.08s
6	Cheeky Kiss	6	5.4m	17.2m (1)	11.0m (2)	2:46.20	28.36s	27.61s
1	Baltusrol	7	8.3m	0.0m (0)	0.0m (0)	2:46.41	28.81s	28.58s
3	Dun Spruikin	8	67.4m	13.2m (0)	16.0m (0)	2:50.76	29.05s	31.58s


Finish Position and metres gained

First Arrow shows distance gain/loss from 2nd Qtr to 3rd Qtr,
Second Arrow shows distance gain/loss from 3rd Qtr to Finish
Blue arrow indicates best gain in these quarters.



800

Visual positions in race at 2nd Quarter



400

Visual positions in race at 3rd Quarter



Powered by



Harness Analyser

Sectional Analysis Software

Not just form | Free Trial

www.facebook.com/PJHarnessRacing



RISE Digital, Harness Racing Australia nor the provider accepts any responsibility for the completeness or accuracy of any of the information contained herein, and makes no representations about its suitability for any particular purpose. Users should make their own judgements about those matters and/or seek independent advice. You assume all risks associated with use of data provided on this page

Bathurst Race 6 Distance 1730m

Wednesday, 8 October 2025



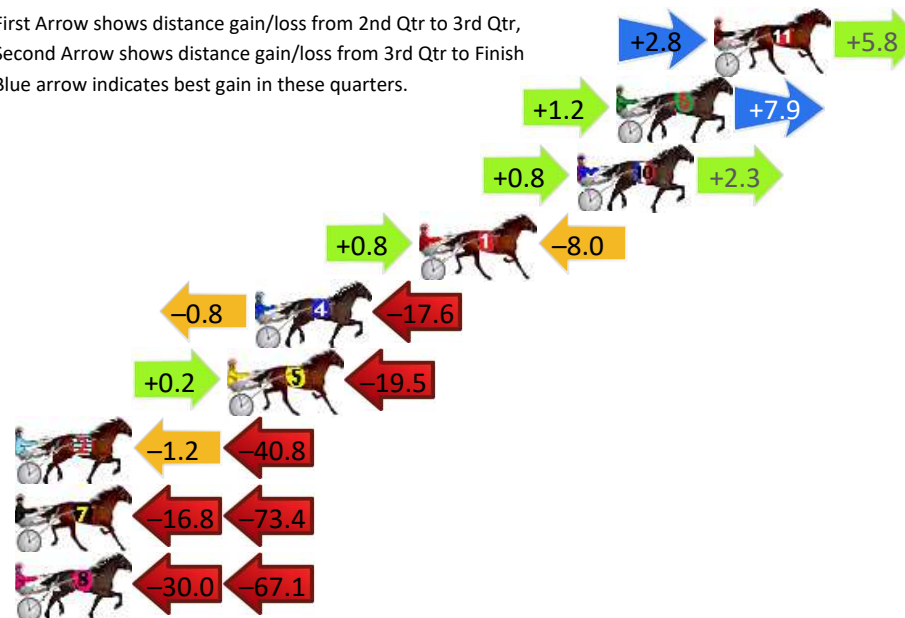
Gross Time: 2:05.50 MileRate: 1:56.80 LeadTime: 8.30s First Qtr: 29.30s Second Qtr: 28.80s Third Qtr: 29.50s Fourth Qtr: 29.60s

DATA TABLE: 800 / 400 Posi's are position from leader and (how wide the horse was at that position)

No	Horse	Plc	Mar	800 Posi	400 Posi	Time	3rd Qtr	4th Qt
11	Aurora Mighty Rob	1	0.0m	8.6m (1)	5.8m (2)	2:05.50	29.30s	29.17s
6	Morefuntocome	2	3.9m	13.0m (0)	11.8m (0)	2:05.80	29.41s	29.02s
10	Our Purple Pearl	3	5.5m	8.6m (0)	7.8m (0)	2:05.93	29.44s	29.43s
1	Samui	4	11.8m	4.6m (0)	3.8m (0)	2:06.42	29.44s	30.19s
4	Always Be Lucky	5	18.4m	0.0m (1)	0.8m (1)	2:06.93	29.56s	30.90s
5	August Star	6	19.5m	0.2m (0)	0.0m (0)	2:07.01	29.48s	31.03s
2	Saint Gutho	7	46.0m	4.0m (1)	5.2m (1)	2:09.07	29.58s	32.60s
7	McChocolate	8	93.4m	3.2m (2)	20.0m (0)	2:12.75	30.73s	35.00s
8	Montrell	9	357.1m	260.0m (0)	290.0m (0)	2:33.21	31.70s	34.54s

Finish Position and metres gained

First Arrow shows distance gain/loss from 2nd Qtr to 3rd Qtr,
Second Arrow shows distance gain/loss from 3rd Qtr to Finish
Blue arrow indicates best gain in these quarters.



Bathurst Race 7 Distance 1730m

Wednesday, 8 October 2025


Gross Time: 2:04.40 MileRate: 1:55.80 LeadTime: 8.20s First Qtr: 28.90s Second Qtr: 29.70s Third Qtr: 29.10s Fourth Qtr: 28.50s

DATA TABLE: 800 / 400 Posi's are position from leader and (how wide the horse was at that position)

No	Horse	Plc	Mar	800 Posi	400 Posi	Time	3rd Qtr	4th Qt
7	Tafl Move	1	0.0m	0.0m (0)	0.0m (0)	2:04.40	29.10s	28.50s
9	She Maybe Bettor	2	10.2m	8.0m (0)	8.4m (0)	2:05.16	29.13s	28.63s
1	Lucky Zara	3	11.8m	4.0m (0)	4.4m (0)	2:05.28	29.13s	29.02s
5	The Ringmaster	4	21.8m	18.6m (1)	17.4m (2)	2:06.03	29.02s	28.81s
8	Chelseas Girl	5	21.9m	21.2m (0)	22.0m (2)	2:06.04	29.16s	28.49s
6	Scruffy Moto	6	31.8m	3.6m (1)	6.2m (1)	2:06.78	29.31s	30.31s
4	Nikalong Mint	7	34.3m	17.0m (0)	21.4m (1)	2:06.97	29.42s	29.41s
10	Camanchi Warrior	8	40.1m	10.0m (1)	10.4m (1)	2:07.40	29.15s	30.60s
2	Scarlet Bling	9	51.2m	12.2m (0)	16.6m (0)	2:08.23	29.44s	30.95s
3	Halloween	10	53.2m	14.4m (1)	15.4m (1)	2:08.38	29.20s	31.18s

Finish Position and metres gained

First Arrow shows distance gain/loss from 2nd Qtr to 3rd Qtr, Second Arrow shows distance gain/loss from 3rd Qtr to Finish
Blue arrow indicates best gain in these quarters.



800

Visual positions in race at 2nd Quarter



400

Visual positions in race at 3rd Quarter



Powered by



Harness Analyser

Sectional Analysis Software

Not just form | Free Trial

www.facebook.com/PJHarnessRacing



RISE Digital, Harness Racing Australia nor the provider accepts any responsibility for the completeness or accuracy of any of the information contained herein, and makes no representations about its suitability for any particular purpose. Users should make their own judgements about those matters and/or seek independent advice. You assume all risks associated with use of data provided on this page

Bathurst Race 8 Distance 1730m

Wednesday, 8 October 2025

Gross Time: 2:06.00 MileRate: 1:57.20 LeadTime: 8.50s First Qtr: 29.50s Second Qtr: 28.90s Third Qtr: 30.30s Fourth Qtr: 28.80s

DATA TABLE: 800 / 400 Posi's are position from leader and (how wide the horse was at that position)

No	Horse	Plc	Mar	800 Posi	400 Posi	Time	3rd Qtr	4th Qt
4	Georgia Shannon	1	0.0m	12.8m (1)	0.0m (0)	2:06.00	29.36s	28.80s
2	Dear Darling	2	14.8m	8.6m (0)	12.6m (1)	2:07.12	30.60s	28.96s
6	A True Believer	3	25.0m	24.8m (0)	16.6m (0)	2:07.89	29.71s	29.40s
1	Bradness Brandrissi	4	28.4m	16.0m (0)	6.6m (1)	2:08.15	29.65s	30.36s
3	General Misconduct	5	39.3m	0.0m (0)	7.0m (0)	2:08.97	30.87s	31.11s
9	Monster Mint	6	43.0m	20.2m (0)	19.8m (1)	2:09.25	30.31s	30.46s
5	Bradness Moo	7	47.0m	4.4m (0)	11.0m (0)	2:09.55	30.85s	31.38s
8	Cam I Am	8	54.8m	34.4m (0)	31.8m (1)	2:10.14	30.15s	30.45s
10	Rusty Veejay	9	70.3m	22.2m (1)	25.2m (0)	2:11.31	30.60s	32.03s
7	Ya Racin Bella	10	117.4m	28.0m (1)	30.4m (0)	2:14.88	30.64s	35.03s

Finish Position and metres gained

First Arrow shows distance gain/loss from 2nd Qtr to 3rd Qtr, Second Arrow shows distance gain/loss from 3rd Qtr to Finish
Blue arrow indicates best gain in these quarters.

