

Newcastle Race 1 Distance 1609m

Friday, 10 October 2025


Gross Time: 1:53.20 MileRate: 1:53.20 LeadTime: 0.00s First Qtr: 27.00s Second Qtr: 29.30s Third Qtr: 28.50s Fourth Qtr: 28.50s

DATA TABLE: 800 / 400 Posi's are position from leader and (how wide the horse was at that position)

No	Horse	Plc	Mar	800 Posi	400 Posi	Time	3rd Qtr	4th Qt
1	Wipeout	1	0.0m	0.0m (0)	0.0m (0)	1:53.20	28.50s	28.50s
9	Luke John	2	2.3m	7.9m (0)	8.8m (0)	1:53.37	28.56s	28.05s
6	Love Lou	3	4.7m	4.0m (0)	4.8m (0)	1:53.55	28.56s	28.51s
4	Vincentius Maximus	4	8.3m	15.3m (0)	16.4m (0)	1:53.82	28.58s	27.96s
10	Rocktagonal	5	8.6m	11.6m (0)	12.4m (0)	1:53.84	28.56s	28.26s
5	Three Rivers	6	11.9m	6.5m (1)	7.9m (1)	1:54.09	28.60s	28.83s
8	Nothingbutwaves	7	13.4m	2.8m (1)	2.8m (1)	1:54.20	28.50s	29.30s
3	Mister Poverty	8	21.0m	11.0m (1)	12.4m (1)	1:54.77	28.60s	29.19s
2	Major Allegiance	9	24.3m	16.7m (1)	17.5m (1)	1:55.02	28.56s	29.08s
7	Bushy Beach	10	24.6m	21.2m (1)	21.5m (1)	1:55.04	28.52s	28.82s

Finish Position and metres gained

First Arrow shows distance gain/loss from 2nd Qtr to 3rd Qtr, Second Arrow shows distance gain/loss from 3rd Qtr to Finish
Blue arrow indicates best gain in these quarters.



800

Visual positions in race at 2nd Quarter



400

Visual positions in race at 3rd Quarter



Newcastle Race 2 Distance 1609m

Friday, 10 October 2025

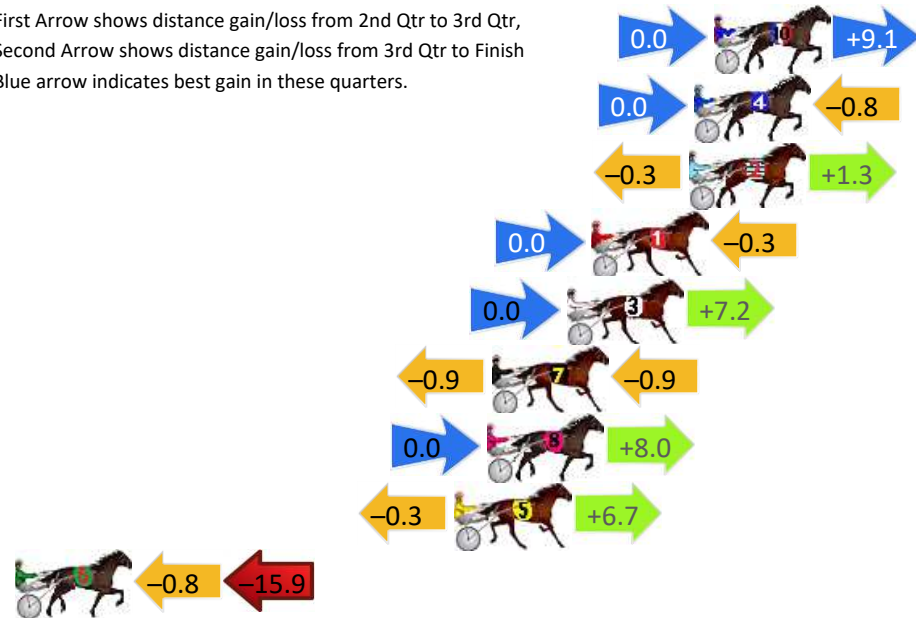
Gross Time: 1:53.60 MileRate: 1:53.60 LeadTime: 0.00s First Qtr: 28.50s Second Qtr: 28.70s Third Qtr: 28.20s Fourth Qtr: 28.20s

DATA TABLE: 800 / 400 Posi's are position from leader and (how wide the horse was at that position)

No	Horse	Plc	Mar	800 Posi	400 Posi	Time	3rd Qtr	4th Qt
10	Tiger Prince	1	0.0m	9.1m (0)	9.1m (0)	1:53.60	28.20s	27.56s
4	Some Chevron	2	0.8m	0.0m (0)	0.0m (0)	1:53.66	28.20s	28.26s
2	Dontletfearstopya	3	1.0m	2.0m (1)	2.3m (1)	1:53.67	28.22s	28.11s
1	Bara Riley	4	4.9m	4.6m (0)	4.6m (0)	1:53.96	28.20s	28.24s
3	Never Know Charlie	5	5.9m	13.1m (0)	13.1m (0)	1:54.04	28.20s	27.72s
7	Abstract Art	6	8.9m	7.1m (1)	8.0m (1)	1:54.26	28.26s	28.30s
8	American Werewolf	7	9.1m	17.1m (0)	17.1m (0)	1:54.27	28.20s	27.67s
5	Bat Matson	8	10.4m	16.8m (1)	17.1m (1)	1:54.37	28.22s	27.77s
6	Sweetly Spoken	9	29.0m	12.3m (1)	13.1m (1)	1:55.75	28.26s	29.43s

Finish Position and metres gained

First Arrow shows distance gain/loss from 2nd Qtr to 3rd Qtr, Second Arrow shows distance gain/loss from 3rd Qtr to Finish. Blue arrow indicates best gain in these quarters.



800

Visual positions in race at 2nd Quarter



400

Visual positions in race at 3rd Quarter



Newcastle Race 3 Distance 1609m

Friday, 10 October 2025


Gross Time: 1:54.20 MileRate: 1:54.20 LeadTime: 0.00s First Qtr: 27.80s Second Qtr: 30.10s Third Qtr: 28.20s Fourth Qtr: 28.10s

DATA TABLE: 800 / 400 Posi's are position from leader and (how wide the horse was at that position)

No	Horse	Plc	Mar	800 Posi	400 Posi	Time	3rd Qtr	4th Qt
6	Fay Irene	1	0.0m	0.0m (0)	0.0m (0)	1:54.20	28.20s	28.10s
5	Polka Delight	2	2.8m	4.0m (0)	4.0m (0)	1:54.41	28.20s	28.03s
3	Ire Of The Dragon	3	10.2m	3.1m (1)	5.2m (1)	1:54.95	28.34s	28.49s
4	Spirit King	4	15.1m	16.3m (1)	16.6m (2)	1:55.32	28.22s	28.06s
9	Beersinmypocket	5	16.0m	13.1m (0)	14.3m (1)	1:55.38	28.28s	28.28s
10	Kissmelvis	6	16.3m	12.3m (1)	12.6m (2)	1:55.40	28.22s	28.42s
7	Sweet Rocky	7	18.1m	20.3m (1)	20.6m (1)	1:55.54	28.22s	28.00s
8	Heza Player	8	21.2m	17.7m (0)	18.9m (0)	1:55.77	28.28s	28.35s
2	Brookesmartdancer	9	24.2m	8.3m (1)	8.6m (2)	1:55.99	28.22s	29.29s
1	Rocknroll Tony	10	33.7m	8.6m (0)	12.0m (0)	1:56.69	28.44s	29.75s

Finish Position and metres gained

First Arrow shows distance gain/loss from 2nd Qtr to 3rd Qtr, Second Arrow shows distance gain/loss from 3rd Qtr to Finish
Blue arrow indicates best gain in these quarters.



800

Visual positions in race at 2nd Quarter



400

Visual positions in race at 3rd Quarter



Newcastle Race 4 Distance 1609m


Friday, 10 October 2025

Gross Time: 1:53.70 MileRate: 1:53.70 LeadTime: 0.00s First Qtr: 27.60s Second Qtr: 28.90s Third Qtr: 28.20s Fourth Qtr: 29.00s

DATA TABLE: 800 / 400 Posi's are position from leader and (how wide the horse was at that position)

No	Horse	Plc	Mar	800 Posi	400 Posi	Time	3rd Qtr	4th Qt
9	Flying Colours	1	0.0m	18.6m (1)	14.1m (2)	1:53.70	27.90s	28.00s
10	Spunkys Gotsecrets	2	4.9m	23.1m (1)	18.6m (2)	1:54.07	27.90s	28.05s
8	Annie Crocker	3	11.1m	9.4m (1)	5.9m (2)	1:54.54	27.96s	29.42s
4	The County Sheriff	4	14.3m	14.0m (1)	9.6m (2)	1:54.79	27.90s	29.41s
1	Favoured Grace	5	14.3m	8.0m (0)	8.4m (0)	1:54.79	28.24s	29.49s
5	Lasting Memory	6	15.1m	4.0m (0)	4.5m (0)	1:54.85	28.24s	29.83s
7	Tough Nut Teejay	7	21.4m	12.6m (0)	12.4m (0)	1:55.33	28.20s	29.75s
6	One More Alta	8	30.0m	0.0m (0)	0.0m (0)	1:55.98	28.20s	31.28s
3	Fulloffight	9	35.3m	5.4m (1)	7.3m (1)	1:56.39	28.34s	31.17s
2	Bettor Idea	10	52.4m	22.8m (0)	27.0m (0)	1:57.69	28.52s	31.07s

Finish Position and metres gained



800

Visual positions in race at 2nd Quarter



400

Visual positions in race at 3rd Quarter



Newcastle Race 5 Distance 2030m


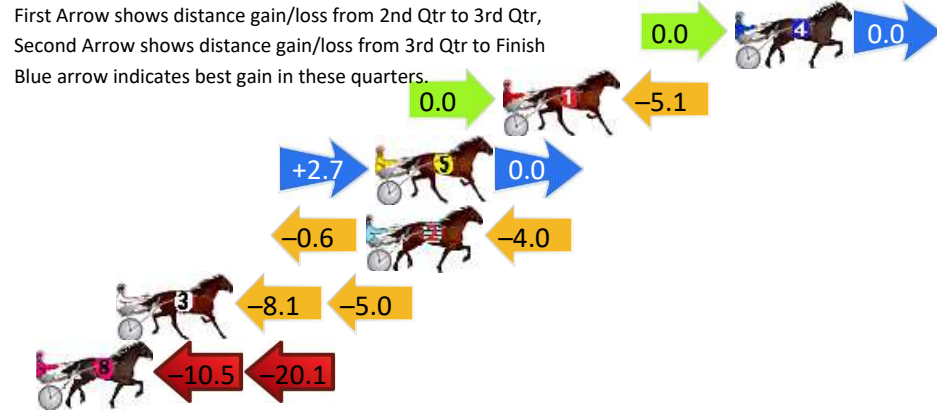
Friday, 10 October 2025

Gross Time: 2:23.30 MileRate: 1:53.60 LeadTime: 30.00s First Qtr: 30.00s Second Qtr: 29.60s Third Qtr: 26.80s Fourth Qtr: 26.90s


DATA TABLE: 800 / 400 Posi's are position from leader and (how wide the horse was at that position)

NoHorse	Plc	Mar	800 Posi	400 Posi	Time	3rd Qtr	4th Qt
4 Kanena Provlima	1	0.0m	0.0m (0)	0.0m (0)	2:23.30	26.80s	26.90s
1 Ravishing Sloy	2	9.3m	4.2m (0)	4.2m (0)	2:23.96	26.80s	27.28s
5 Dance With Carmer	3	14.4m	17.1m (1)	14.4m (1)	2:24.32	26.62s	26.96s
2 Mr Teddy	4	14.8m	10.2m (0)	10.8m (0)	2:24.35	26.84s	27.23s
3 Port Au Prince	5	24.8m	11.7m (1)	19.8m (1)	2:25.06	27.34s	27.34s
8 King Tiger	6	37.5m	6.9m (1)	17.4m (2)	2:25.96	27.50s	28.40s

Finish Position and metres gained



Visual positions in race at 2nd Quarter



Visual positions in race at 3rd Quarter

Newcastle Race 6 Distance 1609m

Friday, 10 October 2025


Gross Time: 1:56.10 MileRate: 1:56.10 LeadTime: 0.00s First Qtr: 27.40s Second Qtr: 30.90s Third Qtr: 29.10s Fourth Qtr: 28.70s

DATA TABLE: 800 / 400 Posi's are position from leader and (how wide the horse was at that position)

No	Horse	Plc	Mar	800 Posi	400 Posi	Time	3rd Qtr	4th Qt
5	Upstream	1	0.0m	0.0m (0)	0.0m (0)	1:56.10	29.10s	28.70s
4	Country Major	2	1.9m	3.9m (0)	3.9m (0)	1:56.24	29.10s	28.56s
3	Hes Got The Look	3	6.7m	7.8m (0)	7.5m (0)	1:56.60	29.08s	28.66s
1	Double Lines	4	8.0m	12.7m (0)	11.1m (0)	1:56.70	28.98s	28.50s
2	Nifty Studleigh	5	8.6m	8.0m (1)	6.7m (1)	1:56.75	29.00s	28.87s
8	Carpenter	6	9.3m	16.3m (1)	15.6m (2)	1:56.80	29.04s	28.28s
7	Justawarrior	7	9.4m	3.6m (1)	2.2m (1)	1:56.81	29.00s	29.25s
9	Bring Your Best	8	10.2m	17.2m (0)	15.6m (1)	1:56.87	28.98s	28.35s
10	Smooth Rolling	9	12.9m	12.5m (1)	11.1m (1)	1:57.07	29.00s	28.87s
6	Bettathanmozarella	10	14.2m	21.6m (0)	19.5m (0)	1:57.17	28.94s	28.37s

Finish Position and metres gained

First Arrow shows distance gain/loss from 2nd Qtr to 3rd Qtr, Second Arrow shows distance gain/loss from 3rd Qtr to Finish
Blue arrow indicates best gain in these quarters.



800

Visual positions in race at 2nd Quarter



400

Visual positions in race at 3rd Quarter



Newcastle Race 7 Distance 1609m

Friday, 10 October 2025

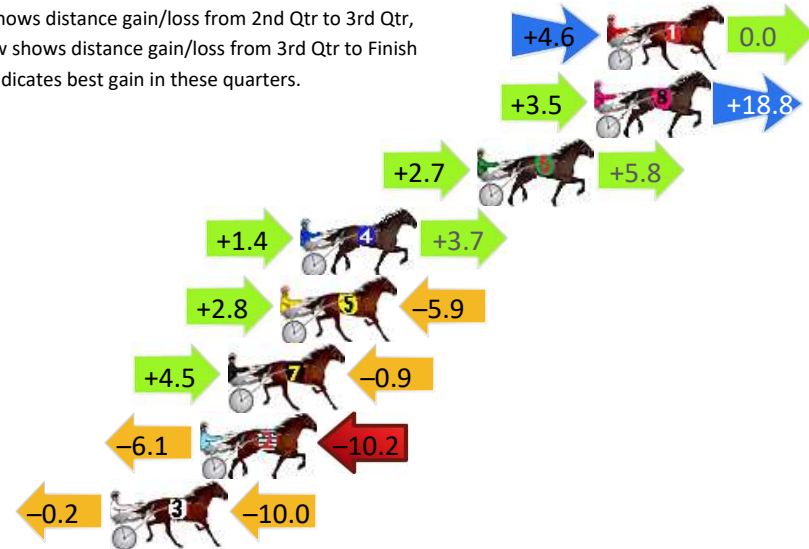
Gross Time: 1:56.10 MileRate: 1:56.10 LeadTime: 0.00s First Qtr: 28.30s Second Qtr: 29.50s Third Qtr: 28.20s Fourth Qtr: 30.20s

DATA TABLE: 800 / 400 Posi's are position from leader and (how wide the horse was at that position)

No	Horse	Plc	Mar	800 Posi	400 Posi	Time	3rd Qtr	4th Qt
1	Agatha Bloom	1	0.0m	4.6m (0)	0.0m (0)	1:56.10	27.88s	30.20s
8	Line Of Courage	2	0.5m	22.8m (0)	19.3m (2)	1:56.14	28.00s	28.84s
6	Seaside Drive	3	5.2m	13.7m (0)	11.0m (1)	1:56.51	28.04s	29.81s
4	Bara Aubrey	4	12.3m	17.4m (1)	16.0m (1)	1:57.07	28.14s	30.01s
5	Forgive And Forget	5	13.1m	10.0m (1)	7.2m (1)	1:57.14	28.02s	30.72s
7	Bee My Lover	6	15.2m	18.8m (0)	14.3m (0)	1:57.30	27.92s	30.36s
2	Garnet Stride	7	16.3m	0.0m (0)	6.1m (0)	1:57.39	28.64s	31.05s
3	Wat On Earth	8	19.9m	9.7m (0)	9.9m (0)	1:57.67	28.24s	31.05s

Finish Position and metres gained

First Arrow shows distance gain/loss from 2nd Qtr to 3rd Qtr, Second Arrow shows distance gain/loss from 3rd Qtr to Finish
Blue arrow indicates best gain in these quarters.



8
0
0

Visual positions in race at 2nd Quarter



4
0
0

Visual positions in race at 3rd Quarter



Newcastle Race 8 Distance 2030m

Friday, 10 October 2025

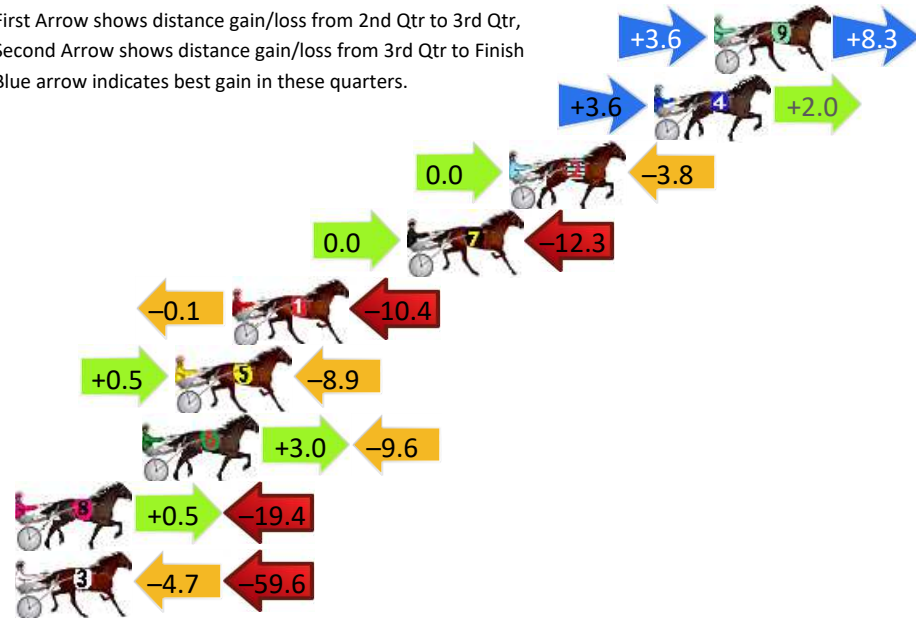
Gross Time: 2:31.10 MileRate: 1:59.80 LeadTime: 30.90s First Qtr: 32.30s Second Qtr: 29.70s Third Qtr: 29.20s Fourth Qtr: 29.00s

DATA TABLE: 800 / 400 Posi's are position from leader and (how wide the horse was at that position)

No	Horse	Plc	Mar	800 Posi	400 Posi	Time	3rd Qtr	4th Qt
9	Charjo	1	0.0m	11.9m (1)	8.3m (2)	2:31.10	28.94s	28.40s
4	Ronnys Watching	2	2.4m	8.0m (1)	4.4m (2)	2:31.28	28.94s	28.86s
2	Howitis	3	8.2m	4.4m (0)	4.4m (0)	2:31.72	29.20s	29.30s
7	Lord Jaydo	4	12.3m	0.0m (0)	0.0m (0)	2:32.04	29.20s	29.94s
1	Miss Adonis	5	19.3m	8.8m (0)	8.9m (0)	2:32.57	29.20s	29.83s
5	Kiaras Epona	6	21.6m	13.2m (0)	12.7m (0)	2:32.74	29.16s	29.72s
6	Major Austin	7	22.9m	16.3m (1)	13.3m (1)	2:32.84	28.98s	29.78s
8	Tokoloshe	8	39.3m	20.4m (0)	19.9m (0)	2:34.09	29.16s	30.55s
3	Kay Jay Miki	9	67.9m	3.6m (1)	8.3m (1)	2:36.27	29.54s	33.57s

Finish Position and metres gained

First Arrow shows distance gain/loss from 2nd Qtr to 3rd Qtr, Second Arrow shows distance gain/loss from 3rd Qtr to Finish
Blue arrow indicates best gain in these quarters.



800

Visual positions in race at 2nd Quarter



400

Visual positions in race at 3rd Quarter



Newcastle Race 9 Distance 1609m

Friday, 10 October 2025

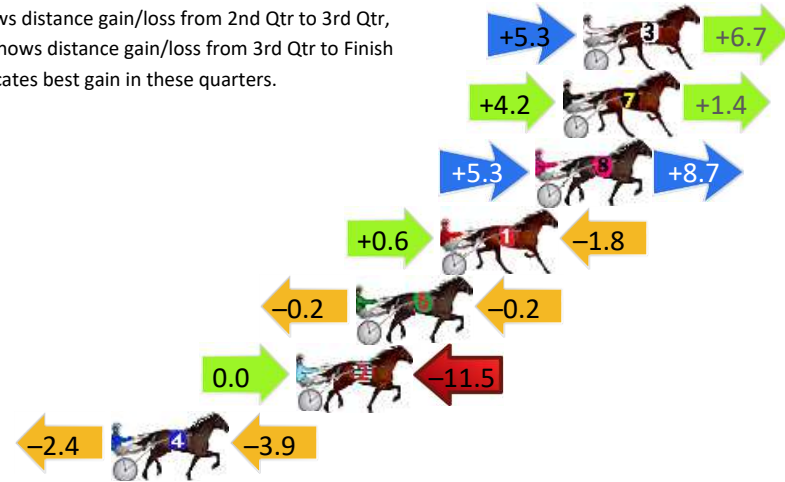
Gross Time: 1:56.60 MileRate: 1:56.60 LeadTime: 0.00s First Qtr: 27.60s Second Qtr: 31.10s Third Qtr: 28.80s Fourth Qtr: 29.10s

DATA TABLE: 800 / 400 Posi's are position from leader and (how wide the horse was at that position)

No	Horse	Plc	Mar	800 Posi	400 Posi	Time	3rd Qtr	4th Qt
3	Crunch It	1	0.0m	12.0m (1)	6.7m (1)	1:56.60	28.42s	28.62s
7	Heza Casanova	2	0.8m	6.4m (1)	2.2m (1)	1:56.66	28.50s	29.00s
8	Hungry Joe	3	1.9m	15.9m (1)	10.6m (1)	1:56.75	28.42s	28.49s
1	Executivedecisions	4	5.7m	4.5m (0)	3.9m (0)	1:57.04	28.76s	29.26s
6	Between Decks	5	9.1m	8.7m (0)	8.9m (0)	1:57.29	28.82s	29.15s
2	Midnight Haze	6	11.5m	0.0m (0)	0.0m (0)	1:57.48	28.80s	29.98s
4	Imallattitude	7	18.9m	12.6m (0)	15.0m (0)	1:58.04	28.98s	29.46s

Finish Position and metres gained

First Arrow shows distance gain/loss from 2nd Qtr to 3rd Qtr, Second Arrow shows distance gain/loss from 3rd Qtr to Finish
Blue arrow indicates best gain in these quarters.



8
0
0

Visual positions in race at 2nd Quarter



4
0
0

Visual positions in race at 3rd Quarter

