

Canberra Race 1 Distance 1770m

Monday, 13 October 2025



Gross Time: 2:09.80 MileRate: 1:58.00 LeadTime: 11.10s First Qtr: 29.90s Second Qtr: 30.20s Third Qtr: 29.30s Fourth Qtr: 29.30s

DATA TABLE: 800 / 400 Posi's are position from leader and (how wide the horse was at that position)

NoHorse	Plc	Mar	800 Posi	400 Posi	Time	3rd Qtr	4th Qt
8 EYEDIDNTLOSEIT	1	0.0m	5.6m (1)	0.0m (1)	2:09.80	28.89s	29.30s
2 TEARIN UP THE SAND	2	5.0m	9.4m (0)	9.0m (0)	2:10.18	29.27s	29.01s
4 MEGS MONARO	3	7.9m	0.0m (0)	0.2m (0)	2:10.41	29.31s	29.86s
10 SHEZA BETTOR GEM	4	8.9m	14.2m (1)	7.8m (2)	2:10.48	28.83s	29.38s
3 LOYOLA GOLF	5	9.4m	4.8m (0)	4.4m (0)	2:10.52	29.27s	29.66s
6 TUFFASOLDBOOTS	6	18.8m	1.6m (1)	8.8m (1)	2:11.24	29.82s	30.03s
7 NIFTY SCHOOBEE	7	19.4m	13.4m (0)	14.6m (0)	2:11.29	29.39s	29.65s
9 STAR CONNECTION	8	19.8m	10.0m (1)	12.6m (2)	2:11.32	29.49s	29.82s
5 MAJOR HUSS	9	22.0m	17.6m (0)	17.8m (2)	2:11.49	29.31s	29.61s


Finish Position and metres gained

First Arrow shows distance gain/loss from 2nd Qtr to 3rd Qtr,
Second Arrow shows distance gain/loss from 3rd Qtr to Finish
Blue arrow indicates best gain in these quarters.



Visual positions in race at 2nd Quarter

800



Visual positions in race at 3rd Quarter

400



Powered by



Harness Analyser

Sectional Analysis Software

Not just form | Free Trial

www.facebook.com/PJHarnessRacing



RISE Digital, Harness Racing Australia nor the provider accepts any responsibility for the completeness or accuracy of any of the information contained herein, and makes no representations about its suitability for any particular purpose. Users should make their own judgements about those matters and/or seek independent advice. You assume all risks associated with use of data provided on this page

Canberra Race 2 Distance 1770m

Monday, 13 October 2025

Gross Time: 2:10.00

MileRate: 1:58.20

LeadTime: 11.20s

First Qtr: 29.30s

Second Qtr: 30.10s

Third Qtr: 29.50s


Fourth Qtr: 29.90s

DATA TABLE: 800 / 400 Posi's are position from leader and (how wide the horse was at that position)

No	Horse	Plc	Mar	800 Posi	400 Posi	Time	3rd Qtr	4th Qt
9	JASPERSTIMETOSHINE	1	0.0m	11.4m (1)	10.6m (2)	2:10.00	29.45s	29.11s
6	SYENITE	2	0.5m	8.4m (0)	4.8m (1)	2:10.04	29.24s	29.58s
5	IDEAL ANDY	3	2.6m	2.4m (1)	0.0m (1)	2:10.20	29.32s	30.09s
4	ELLAVA PACER	4	5.6m	7.0m (1)	6.0m (2)	2:10.44	29.43s	29.87s
2	NIFTY AMBITION	5	7.1m	4.0m (0)	4.6m (0)	2:10.56	29.54s	30.09s
1	ROCK AN ROWA	6	10.5m	12.8m (0)	8.8m (0)	2:10.82	29.20s	30.03s
7	BOUND FOR TROUBLE	7	13.4m	19.0m (2)	15.8m (4)	2:11.05	29.26s	29.72s
3	SAPPHIRESNDIAMONDS	8	14.0m	0.0m (0)	0.2m (0)	2:11.10	29.51s	30.93s
10	TWO BLUES BLING	9	28.7m	14.8m (2)	13.0m (3)	2:12.25	29.36s	31.07s

Finish Position and metres gained

First Arrow shows distance gain/loss from 2nd Qtr to 3rd Qtr,
Second Arrow shows distance gain/loss from 3rd Qtr to Finish
Blue arrow indicates best gain in these quarters.



Visual positions in race at 2nd Quarter

800



Visual positions in race at 3rd Quarter

400



Powered by



Harness Analyser

Sectional Analysis Software

Not just form | Free Trial

www.facebook.com/PJHarnessRacing



RISE Digital, Harness Racing Australia nor the provider accepts any responsibility for the completeness or accuracy of any of the information contained herein, and makes no representations about its suitability for any particular purpose. Users should make their own judgements about those matters and/or seek independent advice. You assume all risks associated with use of data provided on this page

Canberra Race 3 Distance 1770m

Monday, 13 October 2025

Gross Time: 2:11.70

MileRate: 1:59.70

LeadTime: 11.20s

First Qtr: 30.70s

Second Qtr: 30.60s

Third Qtr: 29.80s


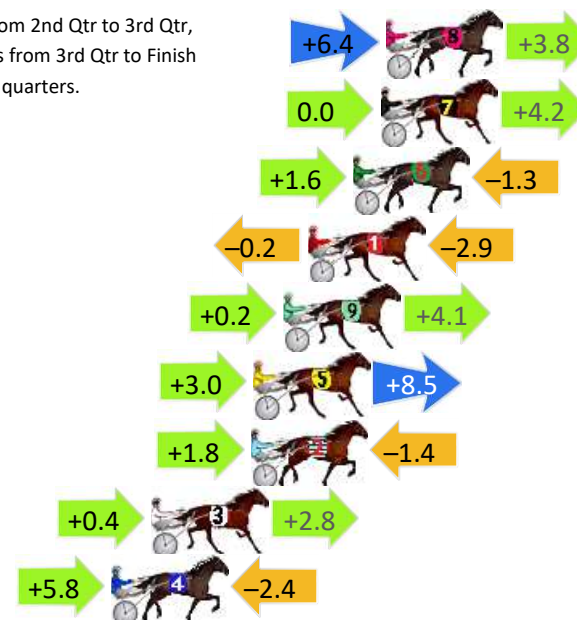
Fourth Qtr: 29.40s

DATA TABLE: 800 / 400 Posi's are position from leader and (how wide the horse was at that position)

No	Horse	Plc	Mar	800 Posi	400 Posi	Time	3rd Qtr	4th Qt
8	FINANCIALLY STABLE	1	0.0m	10.2m (1)	3.8m (2)	2:11.70	29.33s	29.12s
7	MICTON MOUSE	2	0.2m	4.4m (0)	4.4m (0)	2:11.72	29.80s	29.09s
6	OUR ULTIMATE BONNY	3	1.3m	1.6m (1)	0.0m (1)	2:11.80	29.68s	29.50s
1	LETSTACOBOUTIT	4	3.1m	0.0m (0)	0.2m (0)	2:11.94	29.82s	29.61s
9	KOZACZYNSKI	5	4.1m	8.4m (0)	8.2m (0)	2:12.02	29.78s	29.10s
5	OURSURFINSAFARI	6	5.3m	16.8m (0)	13.8m (0)	2:12.11	29.58s	28.78s
2	CAPITALLEE	7	5.4m	5.8m (1)	4.0m (1)	2:12.12	29.67s	29.50s
3	SPORTS LINER	8	9.4m	12.6m (0)	12.2m (1)	2:12.42	29.77s	29.20s
4	JUST ROCKNROLL	9	11.0m	14.4m (1)	8.6m (2)	2:12.55	29.37s	29.58s

Finish Position and metres gained

First Arrow shows distance gain/loss from 2nd Qtr to 3rd Qtr,
Second Arrow shows distance gain/loss from 3rd Qtr to Finish
Blue arrow indicates best gain in these quarters.



800

Visual positions in race at 2nd Quarter



400

Visual positions in race at 3rd Quarter



Powered by



Harness Analyser

Sectional Analysis Software

Not just form | Free Trial

www.facebook.com/PJHarnessRacing



RISE Digital, Harness Racing Australia nor the provider accepts any responsibility for the completeness or accuracy of any of the information contained herein, and makes no representations about its suitability for any particular purpose. Users should make their own judgements about those matters and/or seek independent advice. You assume all risks associated with use of data provided on this page

Canberra Race 4 Distance 1770m

Monday, 13 October 2025


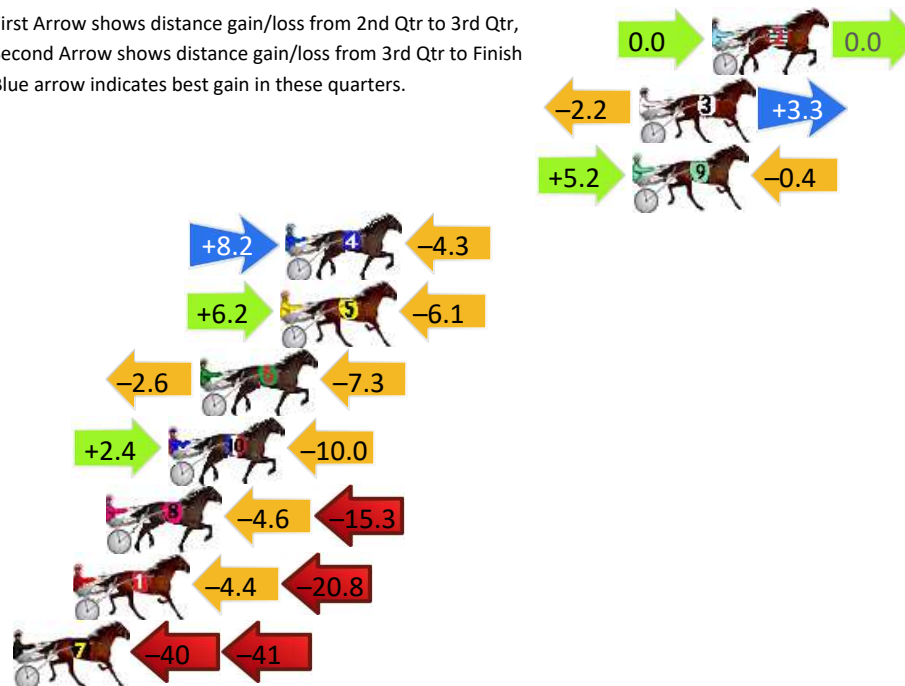
Gross Time: 2:09.00 MileRate: 1:57.30 LeadTime: 11.10s First Qtr: 29.50s Second Qtr: 29.80s Third Qtr: 29.00s Fourth Qtr: 29.60s

DATA TABLE: 800 / 400 Posi's are position from leader and (how wide the horse was at that position)

NoHorse	Plc	Mar	800 Posi	400 Posi	Time	3rd Qtr	4th Qt
2 CAMANCHI WARRIOR	1	0.0m	0.0m (1)	0.0m (0)	2:09.00	29.00s	29.60s
3 THE TALK	2	2.9m	4.0m (1)	6.2m (1)	2:09.23	29.16s	29.36s
9 MULLUM AXEL	3	3.2m	8.0m (1)	2.8m (2)	2:09.25	28.62s	29.63s
4 MODERN SHEEN	4	17.1m	21.0m (0)	12.8m (1)	2:10.33	28.40s	29.92s
5 UNCLE JAY	5	17.3m	17.4m (2)	11.2m (3)	2:10.34	28.54s	30.05s
6 SNEAK A PEEK	6	20.5m	10.6m (0)	13.2m (0)	2:10.59	29.18s	30.14s
10 ROCK STEADY	7	21.8m	14.2m (1)	11.8m (2)	2:10.69	28.82s	30.34s
8 FREASON	8	24.3m	4.4m (0)	9.0m (0)	2:10.89	29.32s	30.73s
1 GO COLOUR MY WORLD	9	25.6m	0.4m (0)	4.8m (0)	2:10.99	29.30s	31.13s
7 TROUBLE IN HEAVEN	10	210.7m	130.0m (0)	170.0m (0)	2:25.35	31.88s	32.59s

Finish Position and metres gained

First Arrow shows distance gain/loss from 2nd Qtr to 3rd Qtr, Second Arrow shows distance gain/loss from 3rd Qtr to Finish Blue arrow indicates best gain in these quarters.



Canberra Race 5 Distance 2170m

Monday, 13 October 2025

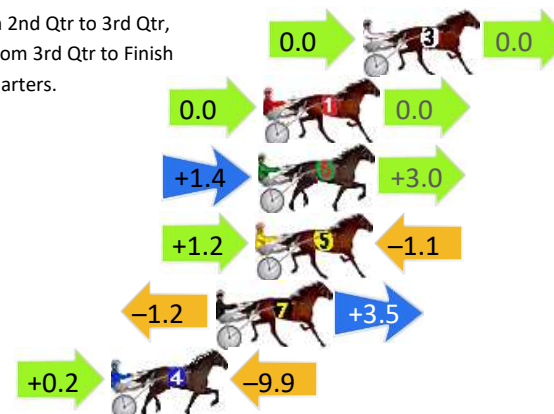
Gross Time: 2:42.00 MileRate: 2:00.10 LeadTime: 42.00s First Qtr: 31.30s Second Qtr: 30.50s Third Qtr: 29.40s Fourth Qtr: 28.80s

DATA TABLE: 800 / 400 Posi's are position from leader and (how wide the horse was at that position)

NoHorse	Plc	Mar	800 Posi	400 Posi	Time	3rd Qtr	4th Qt
3 KICKATINALONGPONY	1	0.0m	0.0m (0)	0.0m (0)	2:42.00	29.40s	28.80s
1 ARK ALERT	2	4.0m	4.0m (0)	4.0m (0)	2:42.30	29.40s	28.80s
6 JOETOMO	3	4.2m	8.6m (1)	7.2m (1)	2:42.32	29.30s	28.59s
5 CORTEZ	4	4.3m	4.4m (1)	3.2m (2)	2:42.33	29.31s	28.88s
7 SIX AGAIN	5	5.9m	8.2m (0)	9.4m (0)	2:42.45	29.48s	28.55s
4 VIN NUMBER	6	10.1m	0.4m (1)	0.2m (1)	2:42.76	29.39s	29.51s

Finish Position and metres gained

First Arrow shows distance gain/loss from 2nd Qtr to 3rd Qtr,
Second Arrow shows distance gain/loss from 3rd Qtr to Finish
Blue arrow indicates best gain in these quarters.



800

Visual positions in race at 2nd Quarter



400

Visual positions in race at 3rd Quarter



Powered by



Harness Analyser

Sectional Analysis Software

Not just form | Free Trial

www.facebook.com/PJHarnessRacing



RISE Digital, Harness Racing Australia nor the provider accepts any responsibility for the completeness or accuracy of any of the information contained herein, and makes no representations about its suitability for any particular purpose. Users should make their own judgements about those matters and/or seek independent advice. You assume all risks associated with use of data provided on this page

Canberra Race 6 Distance 1770m

Monday, 13 October 2025

Gross Time: 2:11.30

MileRate: 1:59.40

LeadTime: 11.20s

First Qtr: 29.70s

Second Qtr: 29.40s

Third Qtr: 30.40s


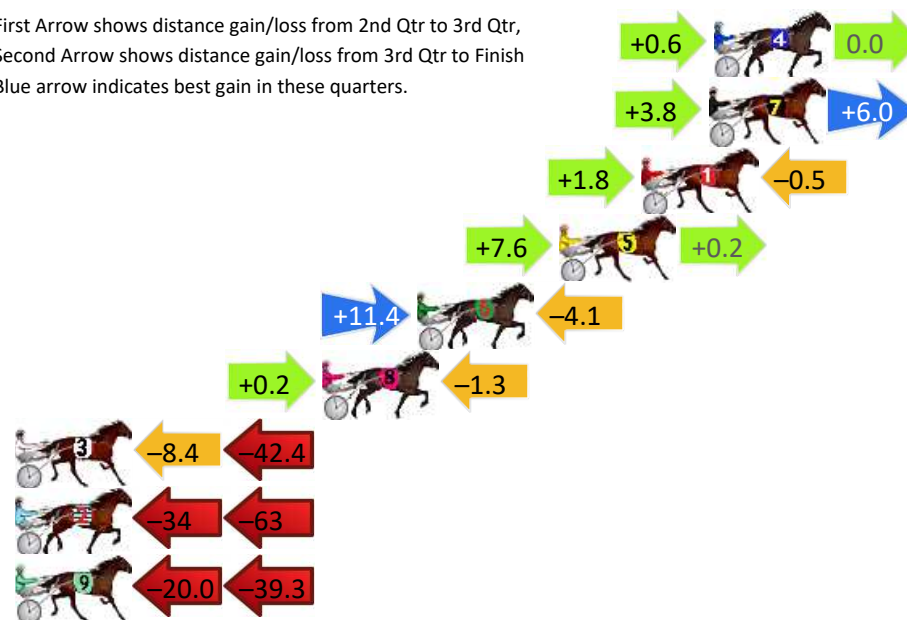
Fourth Qtr: 30.60s

DATA TABLE: 800 / 400 Posi's are position from leader and (how wide the horse was at that position)


No	Horse	Plc	Mar	800 Posi	400 Posi	Time	3rd Qtr	4th Qt
4	FLY OVER STATES	1	0.0m	0.6m (1)	0.0m (0)	2:11.30	30.35s	30.60s
7	ROSES ARE BEST	2	0.2m	10.0m (0)	6.2m (2)	2:11.32	30.11s	30.14s
1	ANGELIC ATTITUDE	3	2.9m	4.2m (0)	2.4m (1)	2:11.53	30.26s	30.64s
5	MOVINTOHELLANDBACK	4	6.2m	14.0m (0)	6.4m (1)	2:11.80	29.82s	30.58s
6	RUSTY DANCER	5	11.9m	19.2m (1)	7.8m (0)	2:12.25	29.53s	30.91s
8	ARMA THE GREAT	6	15.7m	14.6m (1)	14.4m (2)	2:12.56	30.38s	30.70s
3	KERVONBEL	7	56.6m	5.8m (1)	14.2m (1)	2:15.83	31.03s	33.83s
2	HEAVENS PLEASURE	8	96.2m	0.0m (0)	34.0m (0)	2:19.00	32.96s	35.33s
9	BLUFOX	9	99.3m	40.0m (0)	60.0m (0)	2:19.25	31.91s	33.59s

Finish Position and metres gained

First Arrow shows distance gain/loss from 2nd Qtr to 3rd Qtr,
Second Arrow shows distance gain/loss from 3rd Qtr to Finish
Blue arrow indicates best gain in these quarters.



Visual positions in race at 2nd Quarter



Visual positions in race at 3rd Quarter



Canberra Race 7 Distance 1770m

Monday, 13 October 2025

Gross Time: 2:10.30 MileRate: 1:58.50 LeadTime: 10.90s First Qtr: 31.10s Second Qtr: 29.50s Third Qtr: 29.00s Fourth Qtr: 29.80s

DATA TABLE: 800 / 400 Posi's are position from leader and (how wide the horse was at that position)

No	Horse	Plc	Mar	800 Posi	400 Posi	Time	3rd Qtr	4th Qt
5	THEBESTBOURBON	1	0.0m	0.0m (0)	0.0m (0)	2:10.30	29.00s	29.80s
8	LAST CLANSMAN	2	27.9m	30.6m (1)	23.4m (1)	2:12.48	28.47s	30.13s
2	BURKHARDT	3	49.2m	21.4m (0)	23.4m (0)	2:14.14	29.12s	31.71s
4	ITZ TRIXTON TIME	4	58.3m	27.6m (0)	31.8m (1)	2:14.85	29.28s	31.76s
9	MAJORETTE	5	81.4m	44.6m (0)	48.0m (0)	2:16.66	29.22s	32.27s
7	DONNIE GAL	6	122.6m	34.0m (0)	41.6m (0)	2:19.87	29.47s	35.80s
3	JINAN	7	153.5m	36.6m (1)	70.0m (1)	2:22.29	31.36s	35.99s
6	JACKIES GIFT	8	207.4m	60.0m (0)	100.0m (0)	2:26.49	31.82s	37.76s

Finish Position and metres gained

First Arrow shows distance gain/loss from 2nd Qtr to 3rd Qtr,
Second Arrow shows distance gain/loss from 3rd Qtr to Finish
Blue arrow indicates best gain in these quarters.

