

Menangle Race 1 Distance 2300m

Monday, 13 October 2025

Gross Time: 2:51.10

MileRate: 1:59.70

LeadTime: 52.20s

First Qtr: 29.80s

Second Qtr: 28.80s

Third Qtr: 30.60s



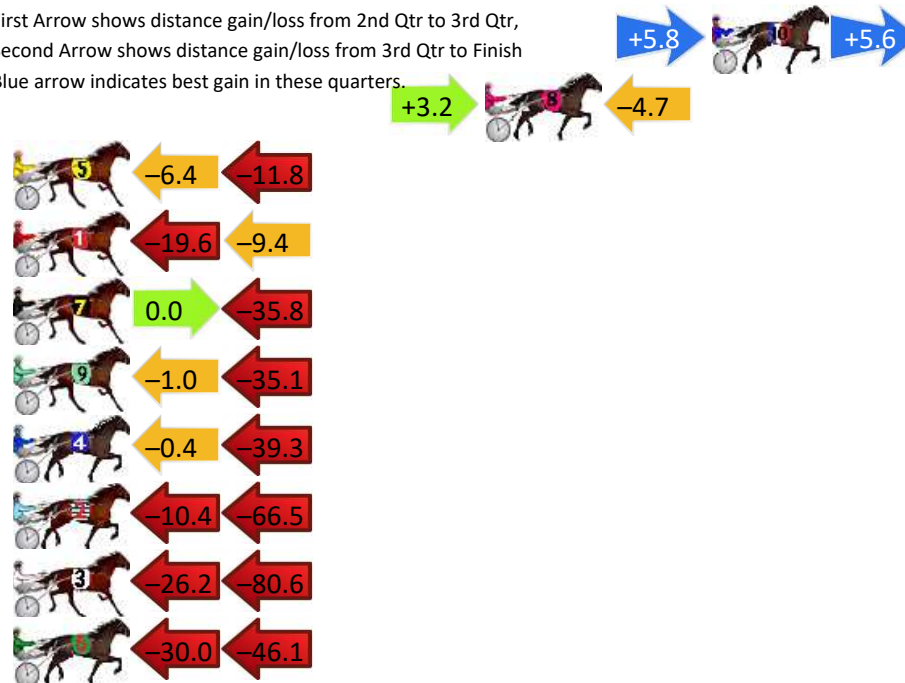
Fourth Qtr: 29.70s

DATA TABLE: 800 / 400 Posi's are position from leader and (how wide the horse was at that position)

No	Horse	Plc	Mar	800 Posi	400 Posi	Time	3rd Qtr	4th Qt
10	ADDICTIVE STRIDE	1	0.0m	11.4m (1)	5.6m (2)	2:51.10	30.16s	29.29s
8	ORIA	2	9.1m	7.6m (1)	4.4m (1)	2:51.81	30.37s	30.05s
5	SIOUX WARRIOR	3	28.0m	9.8m (0)	16.2m (0)	2:53.28	31.09s	30.57s
1	RIOTERRA	4	34.0m	5.0m (0)	24.6m (1)	2:53.75	32.08s	30.39s
7	KENNYWOULD	5	35.8m	0.0m (1)	0.0m (0)	2:53.89	30.64s	32.34s
9	BERTINELLI	6	39.9m	3.8m (1)	4.8m (0)	2:54.21	30.71s	32.29s
4	IN HIGH PLACES	7	62.7m	23.0m (1)	23.4m (2)	2:55.98	30.67s	32.60s
2	ITS ALL RIGHT NOW	8	97.3m	20.4m (0)	30.8m (1)	2:58.67	31.45s	34.61s
3	ONE PINEVALE HILL	9	107.6m	0.8m (0)	27.0m (0)	2:59.48	32.65s	35.65s
6	KISS AT MIDNIGHT	10	176.1m	100.0m (0)	130.0m (0)	3:04.81	32.90s	33.10s

Finish Position and metres gained

First Arrow shows distance gain/loss from 2nd Qtr to 3rd Qtr,
Second Arrow shows distance gain/loss from 3rd Qtr to Finish
Blue arrow indicates best gain in these quarters.



Menangle Race 2 Distance 2300m

Monday, 13 October 2025

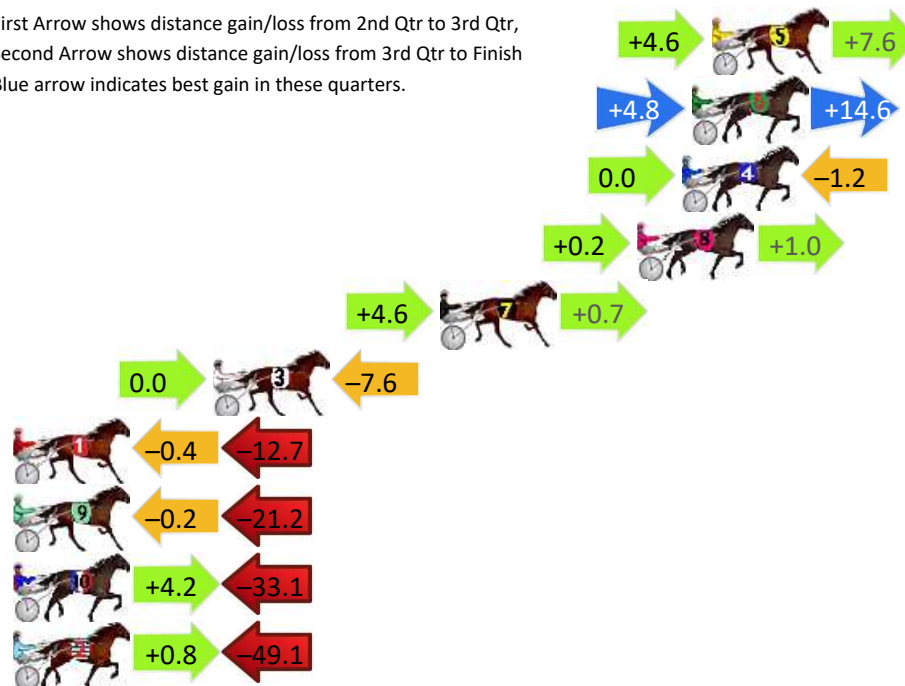
Gross Time: 2:51.20 MileRate: 1:59.80 LeadTime: 50.70s First Qtr: 30.80s Second Qtr: 30.10s Third Qtr: 30.30s Fourth Qtr: 29.30s

DATA TABLE: 800 / 400 Posi's are position from leader and (how wide the horse was at that position)

No	Horse	Plc	Mar	800 Posi	400 Posi	Time	3rd Qtr	4th Qt
5	SHOULD BEABARCA	1	0.0m	12.2m (1)	7.6m (2)	2:51.20	29.95s	28.75s
6	PROHIBITED LOVE	2	0.8m	20.2m (1)	15.4m (3)	2:51.26	29.93s	28.24s
4	FONDA RHONDA	3	1.2m	0.0m (0)	0.0m (0)	2:51.29	30.30s	29.39s
8	VALLEY STAR	4	3.0m	4.2m (0)	4.0m (0)	2:51.43	30.28s	29.23s
7	ITZFERGIETIME	5	10.9m	16.2m (1)	11.6m (2)	2:52.04	29.96s	29.25s
3	DISTANT SUN	6	20.0m	12.4m (0)	12.4m (0)	2:52.74	30.31s	29.85s
1	TIGER TEE	7	29.3m	16.2m (0)	16.6m (0)	2:53.45	30.35s	30.23s
9	WE CAN HAVE IT ALL	8	29.6m	8.2m (0)	8.4m (0)	2:53.47	30.34s	30.84s
10	MACKEL SONNY	9	36.9m	8.0m (1)	3.8m (1)	2:54.04	30.03s	31.71s
2	CHIEF RUNNINGCLOUD	10	68.3m	20.0m (0)	19.2m (1)	2:56.45	30.30s	32.88s

Finish Position and metres gained

First Arrow shows distance gain/loss from 2nd Qtr to 3rd Qtr, Second Arrow shows distance gain/loss from 3rd Qtr to Finish Blue arrow indicates best gain in these quarters.



800

Visual positions in race at 2nd Quarter



400

Visual positions in race at 3rd Quarter



Powered by



Harness Analyser

Sectional Analysis Software

Not just form | Free Trial

www.facebook.com/PJHarnessRacing



RISE Digital, Harness Racing Australia nor the provider accepts any responsibility for the completeness or accuracy of any of the information contained herein, and makes no representations about its suitability for any particular purpose. Users should make their own judgements about those matters and/or seek independent advice. You assume all risks associated with use of data provided on this page

Menangle Race 3 Distance 1609m

Monday, 13 October 2025

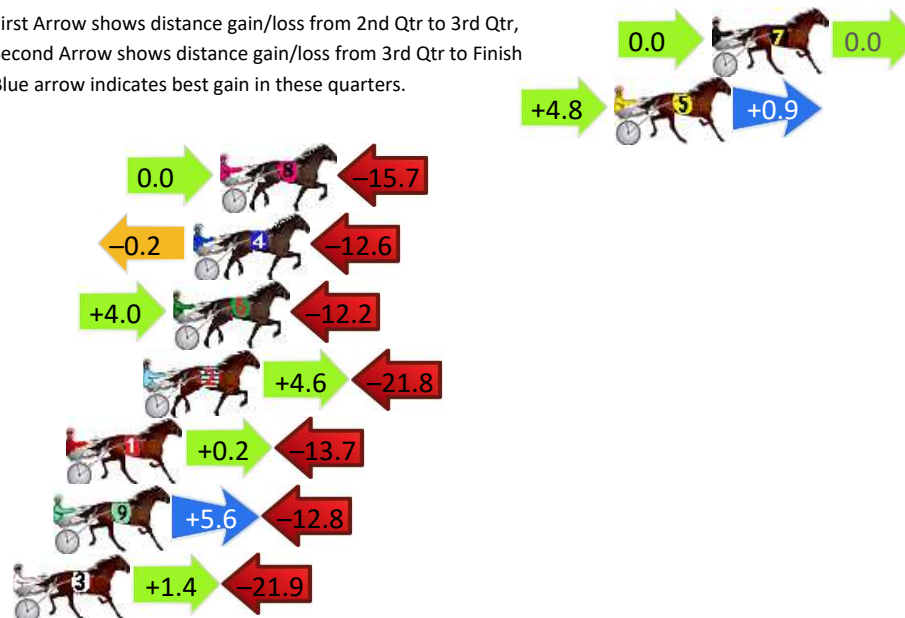
Gross Time: 1:53.40 MileRate: 1:53.40 LeadTime: 0.00s First Qtr: 27.40s Second Qtr: 29.70s Third Qtr: 29.70s Fourth Qtr: 26.60s

DATA TABLE: 800 / 400 Posi's are position from leader and (how wide the horse was at that position)

No	Horse	Plc	Mar	800 Posi	400 Posi	Time	3rd Qtr	4th Qt
7	CYNICAL	1	0.0m	0.0m (0)	0.0m (0)	1:53.40	29.70s	26.60s
5	TIGERLICIOUS	2	3.9m	9.6m (1)	4.8m (1)	1:53.67	29.36s	26.54s
8	NEED FOUR SPEED	3	19.7m	4.0m (0)	4.0m (0)	1:54.78	29.76s	27.64s
4	HESAA LISTER	4	20.8m	8.0m (0)	8.2m (0)	1:54.86	29.76s	27.43s
6	MICKEY BE NIMBLE	5	21.6m	13.4m (1)	9.4m (1)	1:54.91	29.47s	27.41s
2	MY GREAT EIGHT	6	22.8m	5.6m (1)	1.0m (1)	1:55.00	29.46s	28.04s
1	ECLIPSE LINE	7	25.9m	12.4m (0)	12.2m (0)	1:55.22	29.74s	27.51s
9	VESPA STRIDE	8	26.4m	19.2m (1)	13.6m (1)	1:55.25	29.36s	27.45s
3	GET US A TINNY	9	38.1m	17.6m (0)	16.2m (0)	1:56.07	29.69s	28.05s

Finish Position and metres gained

First Arrow shows distance gain/loss from 2nd Qtr to 3rd Qtr,
Second Arrow shows distance gain/loss from 3rd Qtr to Finish
Blue arrow indicates best gain in these quarters.



800

Visual positions in race at 2nd Quarter



400

Visual positions in race at 3rd Quarter

Menangle Race 4 Distance 1609m

Monday, 13 October 2025


Gross Time: 1:54.90 MileRate: 1:54.90 LeadTime: 0.00s First Qtr: 27.50s Second Qtr: 30.30s Third Qtr: 28.90s Fourth Qtr: 28.20s

DATA TABLE: 800 / 400 Posi's are position from leader and (how wide the horse was at that position)

No	Horse	Plc	Mar	800 Posi	400 Posi	Time	3rd Qtr	4th Qt
6	KING COREY	1	0.0m	0.0m (0)	0.0m (0)	1:54.90	28.90s	28.20s
2	BENTLY BULLET	2	7.0m	3.0m (1)	7.8m (2)	1:55.42	29.24s	28.14s
1	BE MY ROCK	3	7.8m	4.0m (0)	4.8m (0)	1:55.48	28.96s	28.41s
4	REIGN MAKER	4	8.9m	7.0m (1)	11.8m (2)	1:55.56	29.24s	28.00s
7	LITTLE CESSNA	5	10.3m	12.2m (0)	13.0m (0)	1:55.66	28.95s	28.01s
3	PARALLEL	6	11.2m	8.0m (0)	8.8m (0)	1:55.73	28.96s	28.37s
10	JOGALONG BLUE	7	16.1m	11.2m (1)	15.2m (3)	1:56.09	29.18s	28.26s
8	CARIBBEAN RUNA	8	18.2m	15.2m (1)	19.8m (3)	1:56.25	29.23s	28.09s
9	CLASSICMAJOR	9	19.0m	4.2m (2)	4.0m (1)	1:56.31	28.90s	29.25s

Finish Position and metres gained

First Arrow shows distance gain/loss from 2nd Qtr to 3rd Qtr,
Second Arrow shows distance gain/loss from 3rd Qtr to Finish
Blue arrow indicates best gain in these quarters.



800

Visual positions in race at 2nd Quarter



400

Visual positions in race at 3rd Quarter



Powered by



Harness Analyser

Sectional Analysis Software

Not just form | Free Trial

www.facebook.com/PJHarnessRacing



RISE Digital, Harness Racing Australia nor the provider accepts any responsibility for the completeness or accuracy of any of the information contained herein, and makes no representations about its suitability for any particular purpose. Users should make their own judgements about those matters and/or seek independent advice. You assume all risks associated with use of data provided on this page

Menangle Race 5 Distance 1609m

Monday, 13 October 2025


Gross Time: 1:54.30 MileRate: 1:54.30 LeadTime: 0.00s First Qtr: 27.00s Second Qtr: 30.20s Third Qtr: 29.00s Fourth Qtr: 28.20s

DATA TABLE: 800 / 400 Posi's are position from leader and (how wide the horse was at that position)

No	Horse	Plc	Mar	800 Posi	400 Posi	Time	3rd Qtr	4th Qt
9	UNCLE TIGER	1	0.0m	0.0m (0)	0.0m (0)	1:54.30	29.00s	28.20s
2	MICHAEL CAINE	2	3.0m	12.2m (0)	15.0m (0)	1:54.52	29.19s	27.36s
4	AGIFTFROMTHEANGELS	3	4.4m	3.2m (1)	7.0m (1)	1:54.63	29.27s	28.02s
10	THE GREAT WAVE	4	4.5m	7.4m (1)	10.6m (2)	1:54.63	29.22s	27.77s
8	LARRIKIN LENNY	5	8.6m	15.4m (1)	19.2m (2)	1:54.94	29.26s	27.46s
1	WATCH ME REACT	6	10.8m	8.0m (0)	10.4m (0)	1:55.10	29.17s	28.23s
3	JACQUELINE ROSE	7	11.3m	11.4m (1)	15.2m (2)	1:55.14	29.27s	27.93s
5	EXPLOSIVE BRONSKI	8	12.8m	19.4m (1)	24.0m (2)	1:55.25	29.32s	27.41s
7	ADERFAKI	9	15.0m	3.8m (0)	6.2m (0)	1:55.41	29.18s	28.82s
6	MAGIC MATTEO	10	19.2m	16.2m (0)	23.0m (0)	1:55.72	29.48s	27.93s


Finish Position and metres gained

First Arrow shows distance gain/loss from 2nd Qtr to 3rd Qtr, Second Arrow shows distance gain/loss from 3rd Qtr to Finish
Blue arrow indicates best gain in these quarters.



800

Visual positions in race at 2nd Quarter



400

Visual positions in race at 3rd Quarter



Powered by



Harness Analyser

Sectional Analysis Software

Not just form | Free Trial

www.facebook.com/PJHarnessRacing



RISE Digital, Harness Racing Australia nor the provider accepts any responsibility for the completeness or accuracy of any of the information contained herein, and makes no representations about its suitability for any particular purpose. Users should make their own judgements about those matters and/or seek independent advice. You assume all risks associated with use of data provided on this page

Menangle Race 6 Distance 1609m

Monday, 13 October 2025


Gross Time: 1:52.80 MileRate: 1:52.80 LeadTime: 0.00s First Qtr: 27.60s Second Qtr: 29.10s Third Qtr: 28.60s Fourth Qtr: 27.50s

DATA TABLE: 800 / 400 Posi's are position from leader and (how wide the horse was at that position)

No	Horse	Plc	Mar	800 Posi	400 Posi	Time	3rd Qtr	4th Qt
6	TUKAHA	1	0.0m	6.8m (1)	5.2m (1)	1:52.80	28.48s	27.14s
8	ONEHANDONEBOUNCE	2	3.6m	15.2m (1)	13.6m (2)	1:53.06	28.47s	26.82s
4	ONYX SHARD	3	4.1m	2.4m (1)	1.2m (1)	1:53.10	28.52s	27.70s
5	THERES WALLY	4	4.7m	11.0m (1)	9.2m (2)	1:53.14	28.47s	27.19s
10	JANIE BLU	5	4.7m	12.2m (0)	12.2m (1)	1:53.14	28.59s	26.99s
3	CASH AND BLING	6	6.9m	7.8m (0)	8.6m (0)	1:53.30	28.65s	27.38s
2	MISTER JONES	7	9.3m	0.0m (0)	0.0m (0)	1:53.47	28.61s	28.14s
1	LONGTAN VIPER	8	11.9m	3.8m (0)	4.8m (0)	1:53.66	28.68s	27.99s
9	LETS TURN IT ON	9	12.9m	12.6m (2)	17.2m (0)	1:53.73	28.91s	27.21s

Finish Position and metres gained

First Arrow shows distance gain/loss from 2nd Qtr to 3rd Qtr,
Second Arrow shows distance gain/loss from 3rd Qtr to Finish
Blue arrow indicates best gain in these quarters.



800

Visual positions in race at 2nd Quarter



400

Visual positions in race at 3rd Quarter



Powered by



Harness Analyser

Sectional Analysis Software

Not just form | Free Trial

www.facebook.com/PJHarnessRacing



RISE Digital, Harness Racing Australia nor the provider accepts any responsibility for the completeness or accuracy of any of the information contained herein, and makes no representations about its suitability for any particular purpose. Users should make their own judgements about those matters and/or seek independent advice. You assume all risks associated with use of data provided on this page

Menangle Race 7 Distance 1609m

Monday, 13 October 2025

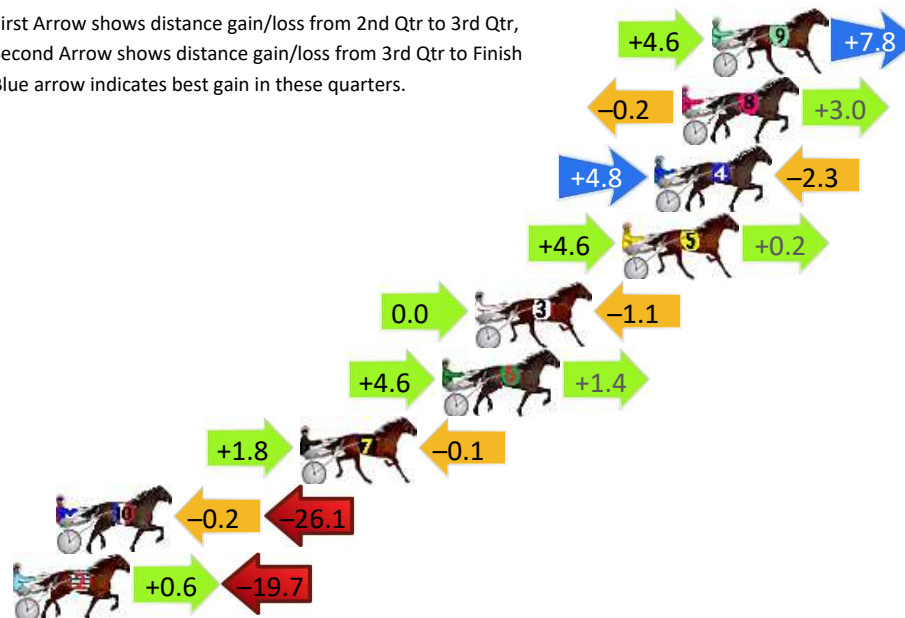
Gross Time: 1:53.30 MileRate: 1:53.30 LeadTime: 0.00s First Qtr: 27.20s Second Qtr: 30.10s Third Qtr: 28.20s Fourth Qtr: 27.80s

DATA TABLE: 800 / 400 Posi's are position from leader and (how wide the horse was at that position)

NoHorse	Plc	Mar	800 Posi	400 Posi	Time	3rd Qtr	4th Qt
9 SPIRIT OF ANARCHY	1	0.0m	12.4m (1)	7.8m (2)	1:53.30	27.88s	27.26s
8 MONTEFIORE	2	1.2m	4.0m (0)	4.2m (0)	1:53.39	28.21s	27.59s
4 OUTSIDE FIGHTER	3	2.3m	4.8m (1)	0.0m (1)	1:53.47	27.87s	27.96s
5 RED REACTOR	4	3.6m	8.4m (1)	3.8m (2)	1:53.56	27.88s	27.79s
3 ARGENT PEAK	5	9.5m	8.4m (0)	8.4m (0)	1:53.99	28.20s	27.88s
6 CORBIE STUMBLER	6	10.8m	16.8m (1)	12.2m (2)	1:54.09	27.88s	27.70s
7 GUEST ARTIST	7	16.5m	18.2m (0)	16.4m (2)	1:54.51	28.07s	27.81s
10 ITZBUDDHA	8	26.3m	0.0m (0)	0.2m (0)	1:55.22	28.23s	29.60s
2 POLLY PUT KETTLEON	9	32.1m	13.0m (0)	12.4m (0)	1:55.65	28.17s	29.16s

Finish Position and metres gained

First Arrow shows distance gain/loss from 2nd Qtr to 3rd Qtr, Second Arrow shows distance gain/loss from 3rd Qtr to Finish Blue arrow indicates best gain in these quarters.



800

Visual positions in race at 2nd Quarter



400

Visual positions in race at 3rd Quarter



Powered by



Harness Analyser

Sectional Analysis Software

Not just form | Free Trial

www.facebook.com/PJHarnessRacing



RISE Digital, Harness Racing Australia nor the provider accepts any responsibility for the completeness or accuracy of any of the information contained herein, and makes no representations about its suitability for any particular purpose. Users should make their own judgements about those matters and/or seek independent advice. You assume all risks associated with use of data provided on this page

Menangle Race 8 Distance 1609m

Monday, 13 October 2025

Gross Time: 1:52.50 MileRate: 1:52.50 LeadTime: 0.00s First Qtr: 27.90s Second Qtr: 28.70s Third Qtr: 28.60s Fourth Qtr: 27.30s

DATA TABLE: 800 / 400 Posi's are position from leader and (how wide the horse was at that position)

No	Horse	Plc	Mar	800 Posi	400 Posi	Time	3rd Qtr	4th Qt
5	ROYAL DIVISION	1	0.0m	0.0m (0)	0.0m (0)	1:52.50	28.60s	27.30s
6	FRANCO TYSON	2	2.6m	12.6m (0)	12.6m (0)	1:52.69	28.58s	26.62s
2	TINDER SURPRISE	3	3.9m	8.6m (0)	8.4m (0)	1:52.78	28.58s	26.99s
4	SAHARA SIROCCO	4	6.8m	16.8m (0)	4.6m (1)	1:52.99	27.76s	27.45s
1	OUR UNCLE JIM	5	8.6m	4.2m (0)	4.4m (0)	1:53.12	28.62s	27.59s
9	PICCADILLY PETE	6	9.6m	30.8m (0)	18.6m (1)	1:53.19	27.74s	26.69s
8	FIRE FOX	7	9.8m	26.2m (0)	13.6m (1)	1:53.20	27.72s	27.04s
7	MACH DA VINCI	8	11.9m	20.8m (0)	8.8m (1)	1:53.36	27.77s	27.51s
10	MASTER CATCH	9	18.5m	35.2m (0)	25.4m (0)	1:53.83	27.91s	26.83s

Finish Position and metres gained

First Arrow shows distance gain/loss from 2nd Qtr to 3rd Qtr,
Second Arrow shows distance gain/loss from 3rd Qtr to Finish
Blue arrow indicates best gain in these quarters.

