

Menangle Race 1 Distance 1609m

Saturday, 6 December 2025




Gross Time: 1:50.70 MileRate: 1:50.70 LeadTime: 0.00s First Qtr: 26.10s Second Qtr: 30.00s Third Qtr: 27.70s Fourth Qtr: 26.90s

DATA TABLE: 800 / 400 Posi's are position from leader and (how wide the horse was at that position)

NoHorse	Plc	Mar	800 Posi	400 Posi	Time	3rd Qtr	4th Qt
6 CRAFTMANS CHARLIE	1	0.0m	9.9m (0)	8.5m (1)	1:50.70	27.59s	26.33s
7 CAULONIA COURAGE	2	0.4m	0.0m (0)	0.0m (0)	1:50.73	27.70s	26.93s
2 DOUBLE ACT	3	5.9m	4.4m (0)	4.6m (1)	1:51.12	27.71s	27.00s
3 ROMANEE	4	6.5m	14.0m (0)	12.1m (0)	1:51.16	27.56s	26.54s
4 ITZMINEONTHELINE	5	7.7m	18.6m (0)	15.9m (0)	1:51.25	27.50s	26.37s
9 OUR GEORGE BOSTON	6	12.3m	36.0m (0)	22.7m (0)	1:51.57	26.76s	26.23s
11 PROMISING	7	14.6m	22.7m (0)	12.6m (1)	1:51.73	26.99s	27.08s
10 WHEREYABINBOPPIN	8	16.2m	40.1m (0)	26.1m (2)	1:51.85	26.71s	26.28s
8 SAINT CRUSADER	9	16.3m	31.4m (0)	22.2m (2)	1:51.86	27.05s	26.55s
5 LACEYS LAD	10	19.6m	26.7m (0)	18.5m (1)	1:52.09	27.11s	27.04s

Finish Position and metres gained

First Arrow shows distance gain/loss from 2nd Qtr to 3rd Qtr,
Second Arrow shows distance gain/loss from 3rd Qtr to Finish
Blue arrow indicates best gain in these quarters.



Menangle Race 2 Distance 2300m

Saturday, 6 December 2025


Gross Time: 2:43.10 MileRate: 1:54.10 LeadTime: 49.30s First Qtr: 30.90s Second Qtr: 28.80s Third Qtr: 27.30s Fourth Qtr: 26.80s

DATA TABLE: 800 / 400 Posi's are position from leader and (how wide the horse was at that position)

NoHorse	Plc	Mar	800 Posi	400 Posi	Time	3rd Qtr	4th Qt
9 BOLD MEDLEY JUJON	1	0.0m	0.0m (0)	0.0m (0)	2:43.10	27.30s	26.80s
5 MAURLEN BOY	2	4.6m	3.4m (1)	3.5m (1)	2:43.42	27.31s	26.89s
10 TENMINUTES	3	7.6m	16.3m (1)	17.2m (1)	2:43.64	27.35s	26.18s
2 THALASSOPHOBIA	4	17.2m	13.0m (0)	15.8m (0)	2:44.31	27.48s	26.95s
6 DOUGS FLAME	5	18.7m	4.1m (0)	7.4m (0)	2:44.42	27.52s	27.62s
4 MONTEFIORE	6	19.8m	8.1m (1)	8.5m (1)	2:44.50	27.33s	27.62s
1 HUGO MAGUIRE	7	23.3m	8.6m (0)	11.3m (0)	2:44.75	27.48s	27.69s
8 CASH AND BLING	8	26.0m	21.2m (0)	24.6m (1)	2:44.94	27.51s	26.98s
3 CARLO GAMBINO	9	27.0m	12.2m (1)	13.3m (1)	2:45.01	27.37s	27.81s
7 KARAOKE KING	10	38.9m	17.1m (0)	19.6m (0)	2:45.85	27.46s	28.23s

Finish Position and metres gained

First Arrow shows distance gain/loss from 2nd Qtr to 3rd Qtr,
Second Arrow shows distance gain/loss from 3rd Qtr to Finish
Blue arrow indicates best gain in these quarters.



800

Visual positions in race at 2nd Quarter



400

Visual positions in race at 3rd Quarter

Menangle Race 3 Distance 1609m

Saturday, 6 December 2025

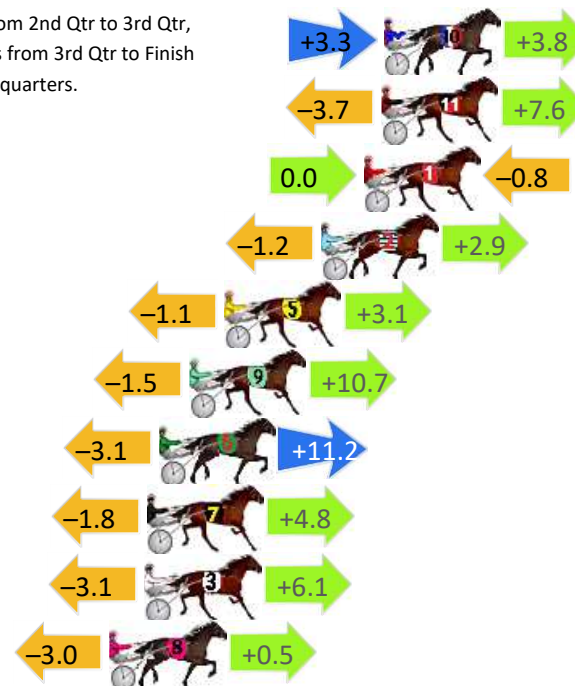
Gross Time: 1:48.70 MileRate: 1:48.70 LeadTime: 0.00s First Qtr: 26.50s Second Qtr: 28.20s Third Qtr: 27.00s Fourth Qtr: 27.00s

DATA TABLE: 800 / 400 Posi's are position from leader and (how wide the horse was at that position)

No	Horse	Plc	Mar	800 Posi	400 Posi	Time	3rd Qtr	4th Qt
10	NYACK	1	0.0m	7.1m (2)	3.8m (1)	1:48.70	26.78s	26.75s
11	BAINBRIDGE	2	0.1m	4.0m (1)	7.7m (1)	1:48.71	27.25s	26.49s
1	RIPP	3	0.8m	0.0m (0)	0.0m (0)	1:48.76	27.00s	27.06s
2	UNFAZED	4	2.5m	4.2m (0)	5.4m (0)	1:48.88	27.08s	26.82s
5	MONTALBANO	5	6.4m	8.4m (0)	9.5m (0)	1:49.16	27.08s	26.82s
9	DONEGAL LUTHER	6	7.8m	17.0m (0)	18.5m (0)	1:49.25	27.10s	26.31s
6	PERFECT STRIDE	7	9.0m	17.1m (1)	20.2m (1)	1:49.34	27.21s	26.29s
7	PANDAIA	8	9.5m	12.5m (0)	14.3m (0)	1:49.38	27.12s	26.72s
3	HUTA	9	9.6m	12.6m (1)	15.7m (1)	1:49.38	27.21s	26.63s
8	OUR VINCENT CAN GOGH	10	11.0m	8.5m (1)	11.5m (1)	1:49.48	27.21s	27.01s

Finish Position and metres gained

First Arrow shows distance gain/loss from 2nd Qtr to 3rd Qtr, Second Arrow shows distance gain/loss from 3rd Qtr to Finish
Blue arrow indicates best gain in these quarters.



800

Visual positions in race at 2nd Quarter



400

Visual positions in race at 3rd Quarter



Powered by



Harness Analyser

Sectional Analysis Software

Not just form | Free Trial

www.facebook.com/PJHarnessRacing



RISE Digital, Harness Racing Australia nor the provider accepts any responsibility for the completeness or accuracy of any of the information contained herein, and makes no representations about its suitability for any particular purpose. Users should make their own judgements about those matters and/or seek independent advice. You assume all risks associated with use of data provided on this page

Menangle Race 4 Distance 1609m

Saturday, 6 December 2025

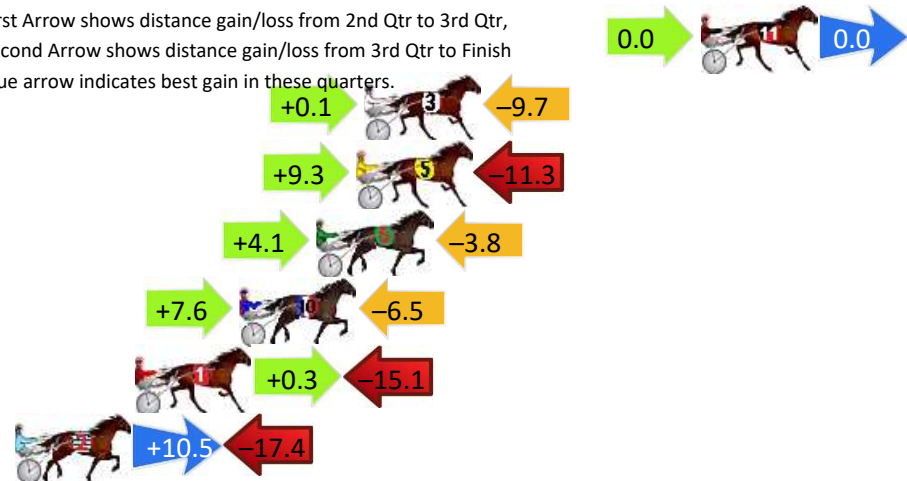
Gross Time: 1:51.10 MileRate: 1:51.10 LeadTime: 0.00s First Qtr: 26.10s Second Qtr: 29.60s Third Qtr: 28.70s Fourth Qtr: 26.70s

DATA TABLE: 800 / 400 Posi's are position from leader and (how wide the horse was at that position)

NoHorse	Plc	Mar	800 Posi	400 Posi	Time	3rd Qtr	4th Qt
11 ALFNALMA	1	0.0m	0.0m (0)	0.0m (0)	1:51.10	28.70s	26.70s
3 GOODTIME LIBBY	2	13.5m	3.9m (0)	3.8m (0)	1:52.05	28.68s	27.39s
5 FAY IRENE	3	13.8m	11.8m (0)	2.5m (1)	1:52.07	28.03s	27.50s
6 SHEZ SWEET LOUISE	4	15.4m	15.7m (0)	11.6m (0)	1:52.18	28.38s	26.98s
10 HARLEEQUIN	5	18.5m	19.6m (0)	12.0m (2)	1:52.40	28.13s	27.17s
1 MIRADOR LASS	6	22.7m	7.9m (0)	7.6m (0)	1:52.70	28.66s	27.78s
2 KIMCANDO	7	27.5m	20.6m (1)	10.1m (1)	1:53.04	27.93s	27.94s

Finish Position and metres gained

First Arrow shows distance gain/loss from 2nd Qtr to 3rd Qtr,
Second Arrow shows distance gain/loss from 3rd Qtr to Finish
Blue arrow indicates best gain in these quarters.



800

Visual positions in race at 2nd Quarter



400

Visual positions in race at 3rd Quarter



Powered by



Harness Analyser

Sectional Analysis Software

Not just form | Free Trial

www.facebook.com/PJHarnessRacing



RISE Digital, Harness Racing Australia nor the provider accepts any responsibility for the completeness or accuracy of any of the information contained herein, and makes no representations about its suitability for any particular purpose. Users should make their own judgements about those matters and/or seek independent advice. You assume all risks associated with use of data provided on this page

Menangle Race 5 Distance 1609m

Saturday, 6 December 2025


Gross Time: 1:51.90 MileRate: 1:51.90 LeadTime: 0.00s First Qtr: 27.60s Second Qtr: 29.60s Third Qtr: 27.60s Fourth Qtr: 27.10s

DATA TABLE: 800 / 400 Posi's are position from leader and (how wide the horse was at that position)

NoHorse	Plc	Mar	800 Posi	400 Posi	Time	3rd Qtr	4th Qt
1 WEONA MISS MIKI	1	0.0m	0.0m (0)	0.0m (0)	1:51.90	27.60s	27.10s
3 OUR ULTIMATE JESSY	2	2.0m	8.0m (1)	6.1m (1)	1:52.04	27.47s	26.83s
4 NAMAKA	3	4.3m	4.1m (0)	3.8m (0)	1:52.21	27.58s	27.15s
9 ART SPACE	4	5.9m	21.0m (0)	17.9m (1)	1:52.32	27.37s	26.31s
5 SENSATIONALIZE	5	10.7m	12.4m (1)	9.6m (1)	1:52.66	27.41s	27.21s
6 TENACIOUSLY	6	12.2m	3.9m (1)	2.6m (1)	1:52.77	27.51s	27.80s
8 ULTIMATE DIVA	7	13.3m	16.7m (1)	13.7m (1)	1:52.85	27.39s	27.12s
2 BLISSES BEST	8	17.3m	8.2m (0)	8.5m (0)	1:53.13	27.62s	27.75s
10 TWO CRACKED CORN	9	23.1m	16.3m (0)	17.7m (0)	1:53.55	27.68s	27.55s
7 LOOKIN GOOD MARGIE	10	25.3m	12.3m (0)	13.5m (0)	1:53.71	27.68s	27.99s

Finish Position and metres gained

First Arrow shows distance gain/loss from 2nd Qtr to 3rd Qtr,
Second Arrow shows distance gain/loss from 3rd Qtr to Finish
Blue arrow indicates best gain in these quarters.



800

Visual positions in race at 2nd Quarter



400

Visual positions in race at 3rd Quarter



Powered by



Harness Analyser

Sectional Analysis Software

Not just form | Free Trial

www.facebook.com/PJHarnessRacing



RISE Digital, Harness Racing Australia nor the provider accepts any responsibility for the completeness or accuracy of any of the information contained herein, and makes no representations about its suitability for any particular purpose. Users should make their own judgements about those matters and/or seek independent advice. You assume all risks associated with use of data provided on this page

Menangle Race 6 Distance 1609m

Saturday, 6 December 2025



Gross Time: 1:52.00 MileRate: 1:52.00 LeadTime: 0.00s First Qtr: 27.70s Second Qtr: 28.80s Third Qtr: 28.10s Fourth Qtr: 27.40s

DATA TABLE: 800 / 400 Posi's are position from leader and (how wide the horse was at that position)

NoHorse	Plc	Mar	800 Posi	400 Posi	Time	3rd Qtr	4th Qt
4 BEACHBABE CROCKER	1	0.0m	0.0m (0)	0.0m (0)	1:52.00	28.10s	27.40s
3 COCOS DESIRE	2	0.1m	2.1m (1)	0.2m (1)	1:52.01	27.97s	27.39s
2 SNIPERS FIRE	3	9.9m	6.7m (1)	4.3m (1)	1:52.71	27.93s	27.82s
10 FORGIVE AND FORGET	4	17.8m	19.6m (1)	18.4m (2)	1:53.28	28.00s	27.42s
5 DYNAMITE DANNI	5	21.0m	8.3m (0)	10.2m (0)	1:53.51	28.22s	28.21s
9 MIRA DOMINA	6	22.1m	12.3m (0)	14.2m (0)	1:53.59	28.22s	28.01s
7 TONY'S DREAM	7	25.7m	24.7m (1)	26.9m (1)	1:53.85	28.23s	27.40s
1 THE EYE IN THE SKY	8	35.2m	4.3m (0)	6.4m (0)	1:54.54	28.24s	29.50s
6 CALA SERENA	9	38.9m	10.7m (1)	10.6m (1)	1:54.81	28.09s	29.47s
8 ONEDINS CRUSADE	10	40.0m	15.3m (1)	16.2m (1)	1:54.88	28.15s	29.17s

Finish Position and metres gained

First Arrow shows distance gain/loss from 2nd Qtr to 3rd Qtr, Second Arrow shows distance gain/loss from 3rd Qtr to Finish
Blue arrow indicates best gain in these quarters.



800

Visual positions in race at 2nd Quarter



400

Visual positions in race at 3rd Quarter



Powered by



Harness Analyser

Sectional Analysis Software

Not just form | Free Trial

www.facebook.com/PJHarnessRacing



RISE Digital, Harness Racing Australia nor the provider accepts any responsibility for the completeness or accuracy of any of the information contained herein, and makes no representations about its suitability for any particular purpose. Users should make their own judgements about those matters and/or seek independent advice. You assume all risks associated with use of data provided on this page

Menangle Race 7 Distance 1609m

Saturday, 6 December 2025


Gross Time: 1:51.40 MileRate: 1:51.40 LeadTime: 0.00s First Qtr: 27.60s Second Qtr: 30.10s Third Qtr: 27.20s Fourth Qtr: 26.50s

DATA TABLE: 800 / 400 Posi's are position from leader and (how wide the horse was at that position)

No	Horse	Plc	Mar	800 Posi	400 Posi	Time	3rd Qtr	4th Qt
7	SOHO GUNSLINGER	1	0.0m	0.0m (0)	0.0m (0)	1:51.40	27.20s	26.50s
3	SET UP	2	4.1m	4.2m (0)	4.2m (0)	1:51.69	27.20s	26.51s
4	DOWN WARD DOG	3	6.7m	8.1m (1)	3.2m (1)	1:51.87	26.87s	26.75s
1	WAMBOYNE MACHETE	4	10.8m	8.6m (0)	9.0m (0)	1:52.15	27.22s	26.65s
2	ULTIMATE EMPIRE	5	14.7m	14.5m (0)	13.5m (0)	1:52.43	27.12s	26.63s
6	RIVERA LOU	6	17.6m	26.5m (1)	17.6m (1)	1:52.63	26.59s	26.56s
5	FOLLOW THE MONEY	7	27.2m	30.9m (1)	22.4m (1)	1:53.30	26.61s	26.91s
8	TRIED AND TRUSTED	8	29.2m	19.5m (0)	18.9m (0)	1:53.44	27.14s	27.28s
9	VENOM HANOVER	9	33.6m	24.0m (0)	24.0m (0)	1:53.75	27.18s	27.25s

Finish Position and metres gained

First Arrow shows distance gain/loss from 2nd Qtr to 3rd Qtr,
Second Arrow shows distance gain/loss from 3rd Qtr to Finish
Blue arrow indicates best gain in these quarters.



800

Visual positions in race at 2nd Quarter



400

Visual positions in race at 3rd Quarter



Powered by



Harness Analyser

Sectional Analysis Software

Not just form | Free Trial

www.facebook.com/PJHarnessRacing



RISE Digital, Harness Racing Australia nor the provider accepts any responsibility for the completeness or accuracy of any of the information contained herein, and makes no representations about its suitability for any particular purpose. Users should make their own judgements about those matters and/or seek independent advice. You assume all risks associated with use of data provided on this page

Menangle Race 8 Distance 2300m

Saturday, 6 December 2025


Gross Time: 2:43.90 MileRate: 1:54.70 LeadTime: 48.10s First Qtr: 29.00s Second Qtr: 29.70s Third Qtr: 29.20s Fourth Qtr: 27.90s

DATA TABLE: 800 / 400 Posi's are position from leader and (how wide the horse was at that position)

NoHorse	Plc	Mar	800 Posi	400 Posi	Time	3rd Qtr	4th Qt
6 DUKES CHOICE	1	0.0m	17.1m (0)	18.4m (2)	2:43.90	29.27s	26.59s
10 OZZIE PUNTA	2	1.8m	7.0m (1)	4.7m (1)	2:44.03	29.03s	27.70s
8 OUTSIDE FIGHTER	3	2.1m	15.0m (1)	14.3m (1)	2:44.05	29.13s	27.04s
9 LIGHT ME UP	4	6.1m	2.6m (1)	0.0m (0)	2:44.35	29.01s	28.35s
7 CAPTAIN BLOOD	5	9.3m	11.1m (1)	10.4m (1)	2:44.58	29.13s	27.85s
5 RED REACTOR	6	15.7m	12.7m (0)	22.9m (2)	2:45.05	29.91s	27.42s
3 HAS THE COURAGE	7	18.2m	8.8m (0)	19.7m (1)	2:45.24	29.95s	27.84s
4 COOL NIGHT	8	24.6m	0.0m (0)	5.4m (0)	2:45.70	29.58s	29.32s
1 NO DRAMAS	9	85.1m	4.7m (0)	15.8m (0)	2:50.14	29.98s	33.02s

Finish Position and metres gained

First Arrow shows distance gain/loss from 2nd Qtr to 3rd Qtr,
Second Arrow shows distance gain/loss from 3rd Qtr to Finish
Blue arrow indicates best gain in these quarters.



800

Visual positions in race at 2nd Quarter



400

Visual positions in race at 3rd Quarter

Menangle Race 9 Distance 2300m

Saturday, 6 December 2025



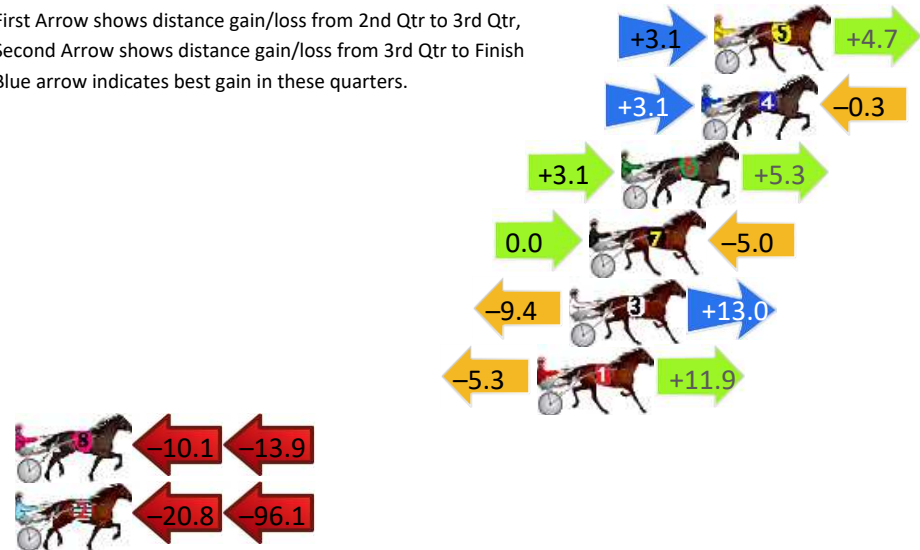
Gross Time: 2:51.50 MileRate: 1:59.50 LeadTime: 54.00s First Qtr: 30.50s Second Qtr: 29.80s Third Qtr: 28.30s Fourth Qtr: 28.90s

DATA TABLE: 800 / 400 Posi's are position from leader and (how wide the horse was at that position)

NoHorse	Plc	Mar	800 Posi	400 Posi	Time	3rd Qtr	4th Qt
5 PESCO POLLO	1	0.0m	7.8m (1)	4.7m (1)	2:51.50	28.09s	28.57s
4 SPEEDY LOVER	2	0.5m	3.3m (1)	0.2m (1)	2:51.54	28.09s	28.92s
6 COURAGE STRIDE	3	3.7m	12.1m (1)	9.0m (0)	2:51.78	28.09s	28.54s
7 JUNGLE EYES	4	5.0m	0.0m (0)	0.0m (0)	2:51.88	28.30s	29.28s
3 SUNNY GEE	5	5.8m	9.4m (0)	18.8m (1)	2:51.94	28.97s	28.01s
1 HES A HAMMER	6	7.1m	13.7m (0)	19.0m (2)	2:52.04	28.69s	28.09s
8 SHEETWEB WEAVER	7	29.1m	5.1m (0)	15.2m (0)	2:53.71	29.02s	30.03s
2 WYNBERG WATCH	8	281.5m	164.6m (0)	185.4m (0)	3:12.85	29.90s	37.07s

Finish Position and metres gained

First Arrow shows distance gain/loss from 2nd Qtr to 3rd Qtr, Second Arrow shows distance gain/loss from 3rd Qtr to Finish
Blue arrow indicates best gain in these quarters.



Powered by
PJ

Harness Analyser

Sectional Analysis Software
Not just form | Free Trial

www.facebook.com/PJHarnessRacing



RISE Digital, Harness Racing Australia nor the provider accepts any responsibility for the completeness or accuracy of any of the information contained herein, and makes no representations about its suitability for any particular purpose. Users should make their own judgements about those matters and/or seek independent advice. You assume all risks associated with use of data provided on this page