

# Menangle Race 1 Distance 2300m

Monday, 8 December 2025

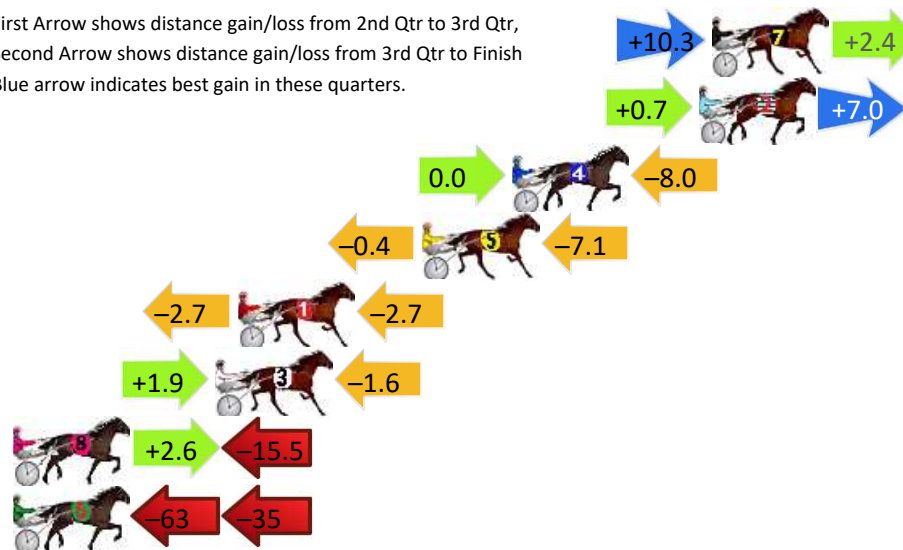
Gross Time: 2:52.40 MileRate: 2:00.60 LeadTime: 51.80s First Qtr: 32.40s Second Qtr: 30.80s Third Qtr: 29.50s Fourth Qtr: 27.90s

DATA TABLE: 800 / 400 Posi's are position from leader and (how wide the horse was at that position)

NoHorse	Plc	Mar	800 Posi	400 Posi	Time	3rd Qtr	4th Qt
7 YOUR MAJESTY	1	0.0m	12.7m (1)	2.4m (1)	2:52.40	28.75s	27.73s
2 JINAN	2	0.5m	8.2m (0)	7.5m (1)	2:52.44	29.43s	27.40s
4 ONE PINEVALE HILL	3	8.0m	0.0m (0)	0.0m (0)	2:52.99	29.50s	28.49s
5 MY RUMOUR HAS IT	4	11.6m	4.1m (0)	4.5m (0)	2:53.25	29.52s	28.43s
1 COLTRANE	5	19.0m	13.6m (0)	16.3m (0)	2:53.79	29.66s	28.13s
3 EWING	6	19.9m	20.2m (0)	18.3m (2)	2:53.86	29.33s	28.05s
8 MONTY MONTE	7	29.7m	16.8m (1)	14.2m (1)	2:54.58	29.29s	29.06s
6 PARIS SKIES	8	105.3m	7.8m (1)	70.8m (1)	3:00.12	33.99s	30.57s

## Finish Position and metres gained

First Arrow shows distance gain/loss from 2nd Qtr to 3rd Qtr,  
Second Arrow shows distance gain/loss from 3rd Qtr to Finish  
Blue arrow indicates best gain in these quarters.



800

Visual positions in race at 2nd Quarter



400

Visual positions in race at 3rd Quarter



Powered by



Harness Analyser

Sectional Analysis Software

Not just form | Free Trial

[www.facebook.com/PJHarnessRacing](http://www.facebook.com/PJHarnessRacing)



RISE Digital, Harness Racing Australia nor the provider accepts any responsibility for the completeness or accuracy of any of the information contained herein, and makes no representations about its suitability for any particular purpose. Users should make their own judgements about those matters and/or seek independent advice. You assume all risks associated with use of data provided on this page

# Menangle Race 2 Distance 2300m

Monday, 8 December 2025

Gross Time: 2:50.90

MileRate: 1:59.60

LeadTime: 50.40s

First Qtr: 31.90s

Second Qtr: 30.10s

Third Qtr: 29.00s


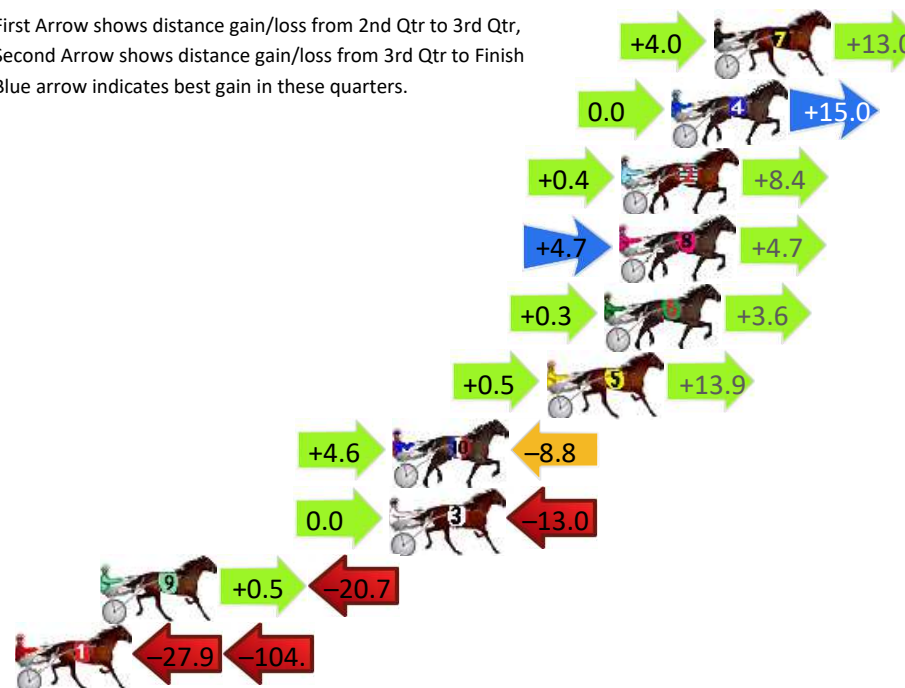
Fourth Qtr: 29.50s

DATA TABLE: 800 / 400 Posi's are position from leader and (how wide the horse was at that position)

No	Horse	Plc	Mar	800 Posi	400 Posi	Time	3rd Qtr	4th Qt
7	SHOULD BEABARCA	1	0.0m	17.0m (1)	13.0m (2)	2:50.90	28.72s	28.55s
4	AFFAIRE DE COVER	2	1.7m	16.7m (0)	16.7m (1)	2:51.03	29.01s	28.42s
2	DOLLYS LAW	3	3.7m	12.5m (0)	12.1m (0)	2:51.19	28.98s	28.91s
8	LAST CLANSMAN	4	3.8m	13.2m (1)	8.5m (1)	2:51.19	28.67s	29.18s
6	ITZFERGIETIME	5	4.4m	8.3m (0)	8.0m (0)	2:51.24	28.98s	29.26s
5	CHIEF RUNNINGCLOUD	6	6.7m	21.1m (0)	20.6m (1)	2:51.42	28.97s	28.52s
10	WE CAN HAVE IT ALL	7	12.9m	8.7m (1)	4.1m (1)	2:51.90	28.67s	30.20s
3	ORIA	8	13.0m	0.0m (0)	0.0m (0)	2:51.91	29.00s	30.51s
9	VALLEY STAR	9	24.6m	4.4m (0)	3.9m (0)	2:52.80	28.96s	31.12s
1	BERTINELLI	10	311.4m	178.9m (0)	206.8m (0)	3:14.98	31.14s	38.54s

## Finish Position and metres gained

First Arrow shows distance gain/loss from 2nd Qtr to 3rd Qtr,  
Second Arrow shows distance gain/loss from 3rd Qtr to Finish  
Blue arrow indicates best gain in these quarters.



# Menangle Race 3 Distance 1609m

Monday, 8 December 2025

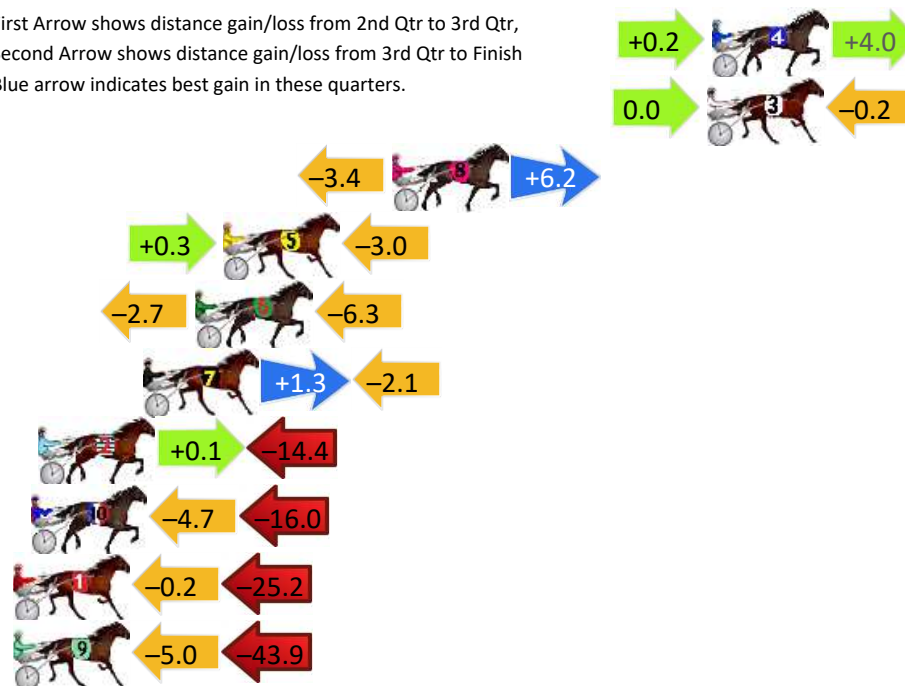
Gross Time: 1:53.80 MileRate: 1:53.80 LeadTime: 0.00s First Qtr: 28.10s Second Qtr: 29.60s Third Qtr: 28.60s Fourth Qtr: 27.50s

DATA TABLE: 800 / 400 Posi's are position from leader and (how wide the horse was at that position)

No	Horse	Plc	Mar	800 Posi	400 Posi	Time	3rd Qtr	4th Qt
4	CALZAGHE	1	0.0m	4.2m (0)	4.0m (0)	1:53.80	28.58s	27.22s
3	FLIGHT LOUTENANT	2	0.2m	0.0m (0)	0.0m (0)	1:53.81	28.60s	27.51s
8	JACQUELINE ROSE	3	12.8m	15.6m (1)	19.0m (3)	1:54.73	28.81s	27.10s
5	FELICIDAD	4	19.6m	16.9m (0)	16.6m (0)	1:55.22	28.56s	27.76s
6	MICKEY BE NIMBLE	5	20.7m	11.7m (1)	14.4m (3)	1:55.30	28.77s	28.00s
7	NEED ME SOME SUGAR	6	22.8m	22.0m (0)	20.7m (0)	1:55.45	28.48s	27.71s
2	MAJOR TREACHEROUS	7	27.0m	12.7m (0)	12.6m (0)	1:55.75	28.58s	28.57s
10	TRISTAR FOR CHRIS	8	27.3m	6.6m (1)	11.3m (2)	1:55.78	28.92s	28.69s
1	SPECIALIZE LOU	9	33.8m	8.4m (0)	8.6m (0)	1:56.25	28.60s	29.35s
9	TORA	10	51.0m	2.1m (1)	7.1m (1)	1:57.49	28.95s	30.70s

## Finish Position and metres gained

First Arrow shows distance gain/loss from 2nd Qtr to 3rd Qtr, Second Arrow shows distance gain/loss from 3rd Qtr to Finish  
Blue arrow indicates best gain in these quarters.



800

Visual positions in race at 2nd Quarter



400

Visual positions in race at 3rd Quarter

# Menangle Race 4 Distance 1609m

Monday, 8 December 2025



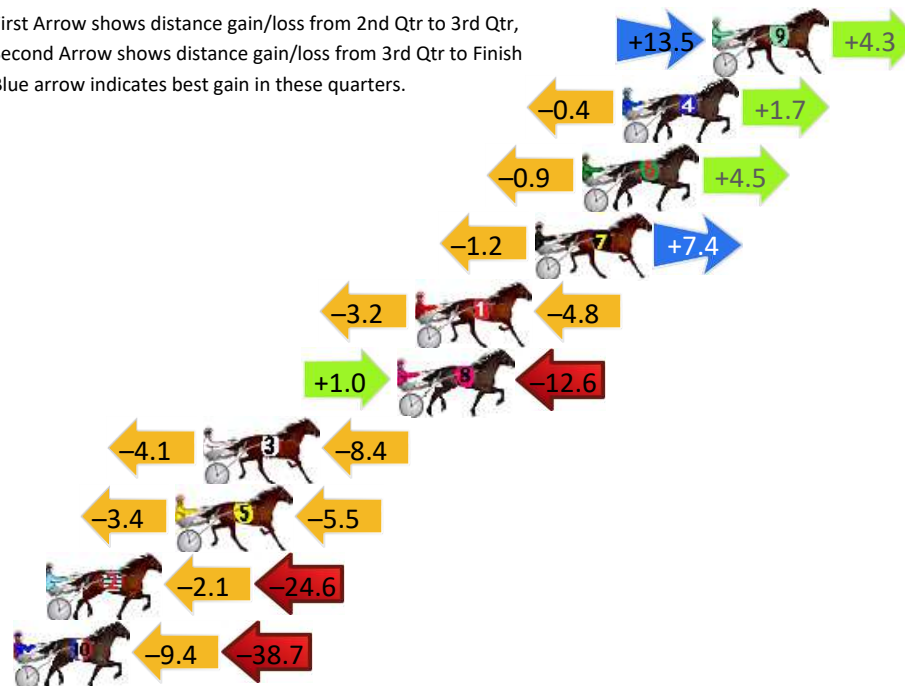
Gross Time: 1:53.70 MileRate: 1:53.70 LeadTime: 0.00s First Qtr: 27.50s Second Qtr: 29.10s Third Qtr: 28.70s Fourth Qtr: 28.40s

DATA TABLE: 800 / 400 Posi's are position from leader and (how wide the horse was at that position)

No	Horse	Plc	Mar	800 Posi	400 Posi	Time	3rd Qtr	4th Qt
9	OURSURFINSAFARI	1	0.0m	17.8m (1)	4.3m (3)	1:53.70	27.74s	28.09s
4	WHAT FOR	2	3.6m	4.9m (1)	5.3m (2)	1:53.97	28.73s	28.29s
6	REIGN MAKER	3	5.2m	8.8m (1)	9.7m (3)	1:54.09	28.76s	28.10s
7	A VAPAR STORM	4	7.1m	13.3m (1)	14.5m (3)	1:54.23	28.78s	27.90s
1	CLASSICMAJOR	5	11.9m	3.9m (0)	7.1m (1)	1:54.59	28.92s	28.79s
8	DANCING WITH MY EX	6	12.6m	1.0m (1)	0.0m (1)	1:54.64	28.63s	29.34s
3	ROGERVALERIO LOMBO	7	20.4m	7.9m (0)	12.0m (2)	1:55.22	28.99s	29.07s
5	HALLOWEEN	8	21.5m	12.6m (0)	16.0m (2)	1:55.30	28.93s	28.87s
2	WILL I AM	9	26.7m	0.0m (0)	2.1m (0)	1:55.69	28.85s	30.25s
10	JOGALONG BLUE	10	109.8m	61.7m (0)	71.1m (0)	2:01.89	29.35s	31.55s

## Finish Position and metres gained

First Arrow shows distance gain/loss from 2nd Qtr to 3rd Qtr,  
Second Arrow shows distance gain/loss from 3rd Qtr to Finish  
Blue arrow indicates best gain in these quarters.





# Menangle Race 5 Distance 1609m

Monday, 8 December 2025

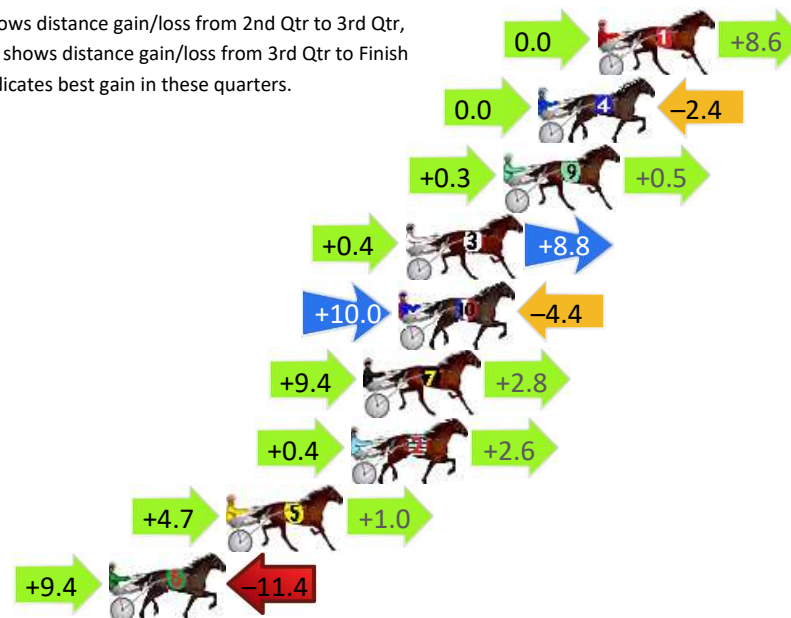
Gross Time: 1:52.90 MileRate: 1:52.90 LeadTime: 0.00s First Qtr: 26.90s Second Qtr: 29.50s Third Qtr: 28.10s Fourth Qtr: 28.40s

DATA TABLE: 800 / 400 Posi's are position from leader and (how wide the horse was at that position)

No	Horse	Plc	Mar	800 Posi	400 Posi	Time	3rd Qtr	4th Qt
1	MICHAEL CAINE	1	0.0m	8.6m (0)	8.6m (0)	1:52.90	28.10s	27.80s
4	WILLS WAY	2	2.4m	0.0m (0)	0.0m (0)	1:53.08	28.10s	28.58s
9	MISTER JONES	3	3.8m	4.6m (0)	4.3m (0)	1:53.18	28.08s	28.38s
3	SIR KNIGHT	4	7.7m	16.9m (0)	16.5m (0)	1:53.47	28.08s	27.81s
10	KISS ME MINI	5	8.0m	13.6m (1)	3.6m (1)	1:53.50	27.41s	28.74s
7	WATCH ME REACT	6	9.4m	21.6m (1)	12.2m (1)	1:53.60	27.45s	28.25s
2	VESPA STRIDE	7	9.9m	12.9m (0)	12.5m (0)	1:53.64	28.08s	28.26s
5	LARRIKIN LENNY	8	14.9m	20.6m (0)	15.9m (1)	1:54.01	27.77s	28.40s
6	EXPLOSIVE BRONSKI	9	19.6m	17.6m (1)	8.2m (1)	1:54.36	27.45s	29.29s

## Finish Position and metres gained

First Arrow shows distance gain/loss from 2nd Qtr to 3rd Qtr,  
Second Arrow shows distance gain/loss from 3rd Qtr to Finish  
Blue arrow indicates best gain in these quarters.



800

Visual positions in race at 2nd Quarter



400

Visual positions in race at 3rd Quarter



# Menangle Race 6 Distance 1609m

Monday, 8 December 2025



Gross Time: 1:52.80 MileRate: 1:52.80 LeadTime: 0.00s First Qtr: 27.30s Second Qtr: 28.20s Third Qtr: 28.90s Fourth Qtr: 28.40s

DATA TABLE: 800 / 400 Posi's are position from leader and (how wide the horse was at that position)

No	Horse	Plc	Mar	800 Posi	400 Posi	Time	3rd Qtr	4th Qt
7	TISBURY ROCKS	1	0.0m	0.0m (0)	0.0m (0)	1:52.80	28.90s	28.40s
10	SWEET STRIKE	2	0.4m	25.5m (1)	16.7m (2)	1:52.83	28.30s	27.24s
8	SKY BLU	3	5.1m	21.5m (1)	13.0m (2)	1:53.18	28.32s	27.85s
6	DOLCE DRAMA	4	5.8m	11.8m (1)	5.5m (2)	1:53.23	28.46s	28.44s
4	D J ROCK	5	6.4m	17.5m (1)	9.4m (2)	1:53.28	28.34s	28.21s
5	ZEN MASTER	6	8.6m	7.3m (1)	8.1m (1)	1:53.44	28.97s	28.47s
9	THE DEVILS FLAME	7	18.9m	3.5m (1)	3.6m (1)	1:54.21	28.91s	29.56s
1	AMERICAN WEREWOLF	8	24.3m	4.0m (0)	3.9m (0)	1:54.61	28.90s	29.93s
2	WHYIMAN	9	25.5m	8.6m (0)	9.0m (0)	1:54.70	28.94s	29.66s
3	CONSIDER IT DONE	10	131.4m	74.2m (0)	86.8m (0)	2:02.60	29.88s	32.02s

## Finish Position and metres gained

First Arrow shows distance gain/loss from 2nd Qtr to 3rd Qtr,  
Second Arrow shows distance gain/loss from 3rd Qtr to Finish  
Blue arrow indicates best gain in these quarters.



# Menangle Race 7 Distance 1609m

Monday, 8 December 2025


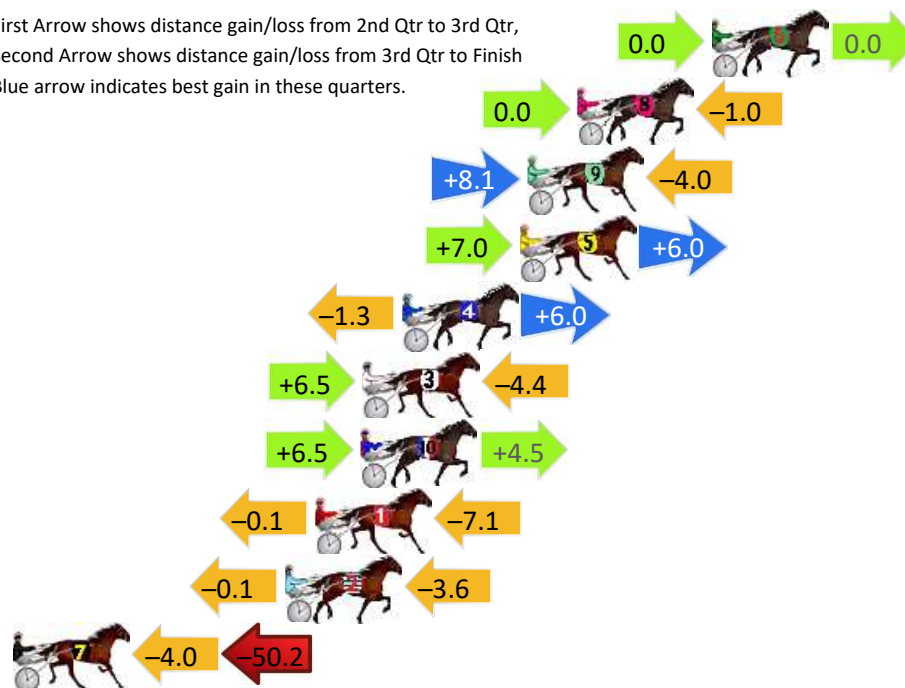
Gross Time: 1:51.10 MileRate: 1:51.10 LeadTime: 0.00s First Qtr: 27.00s Second Qtr: 29.10s Third Qtr: 27.70s Fourth Qtr: 27.30s

DATA TABLE: 800 / 400 Posi's are position from leader and (how wide the horse was at that position)

No	Horse	Plc	Mar	800 Posi	400 Posi	Time	3rd Qtr	4th Qt
6	CLASSIC ELEGANCE	1	0.0m	0.0m (0)	0.0m (0)	1:51.10	27.70s	27.30s
8	JALANEEL	2	5.4m	4.4m (0)	4.4m (0)	1:51.49	27.70s	27.39s
9	OOGA CHAKA	3	7.4m	11.5m (1)	3.4m (1)	1:51.63	27.15s	27.60s
5	TIGER PRINCE	4	7.7m	20.7m (1)	13.7m (1)	1:51.65	27.21s	26.92s
4	BANKSY	5	12.4m	17.1m (0)	18.4m (1)	1:51.99	27.77s	26.94s
3	GIMME A REASON	6	14.0m	16.1m (1)	9.6m (1)	1:52.11	27.25s	27.65s
10	ROCLEA IMAGE	7	14.1m	25.1m (1)	18.6m (2)	1:52.11	27.24s	27.05s
1	THERES WALLY	8	15.9m	8.7m (0)	8.8m (0)	1:52.24	27.70s	27.84s
2	SURF ACE	9	17.1m	13.4m (0)	13.5m (0)	1:52.33	27.70s	27.61s
7	KAYSANS ROCK	10	76.0m	21.8m (0)	25.8m (0)	1:56.56	27.96s	31.00s

## Finish Position and metres gained

First Arrow shows distance gain/loss from 2nd Qtr to 3rd Qtr,  
Second Arrow shows distance gain/loss from 3rd Qtr to Finish  
Blue arrow indicates best gain in these quarters.



800

Visual positions in race at 2nd Quarter



400

Visual positions in race at 3rd Quarter



Powered by



Harness Analyser

Sectional Analysis Software

Not just form | Free Trial

[www.facebook.com/PJHarnessRacing](http://www.facebook.com/PJHarnessRacing)



RISE Digital, Harness Racing Australia nor the provider accepts any responsibility for the completeness or accuracy of any of the information contained herein, and makes no representations about its suitability for any particular purpose. Users should make their own judgements about those matters and/or seek independent advice. You assume all risks associated with use of data provided on this page