

# Menangle Race 1 Distance 2300m

Tuesday, 13 January 2026




Gross Time: 2:51.50 MileRate: 1:58.40 LeadTime: 51.60s First Qtr: 29.80s Second Qtr: 30.80s Third Qtr: 29.80s Fourth Qtr: 29.50s

DATA TABLE: 800 / 400 Posi's are position from leader and (how wide the horse was at that position)

No	Horse	Plc	Mar	800 Posi	400 Posi	Time	3rd Qtr	4th Qt
9	YOUR MAJESTY	1	0.0m	11.6m (1)	5.0m (2)	2:51.50	29.31s	29.13s
8	GUNNER	2	3.5m	16.0m (0)	16.6m (1)	2:51.77	29.84s	28.54s
10	VALLEY STAR	3	3.7m	7.2m (1)	0.4m (1)	2:51.79	29.30s	29.74s
5	AFFAIRE DE COVER	4	4.3m	8.0m (0)	8.6m (1)	2:51.83	29.84s	29.18s
2	LAST CLANSMAN	5	6.2m	12.0m (0)	12.6m (1)	2:51.98	29.84s	29.03s
7	DOLLYS LAW	6	7.4m	15.8m (1)	9.2m (2)	2:52.07	29.31s	29.37s
4	MONTY MONTE	7	10.3m	0.0m (0)	0.0m (0)	2:52.30	29.80s	30.26s
11	FIVE OCLOCK GERRY	8	11.5m	20.4m (1)	13.2m (2)	2:52.39	29.27s	29.38s
3	CHIEF RUNNINGCLOUD	9	20.5m	4.0m (0)	4.6m (0)	2:53.09	29.85s	30.67s
6	IVANKA	10	93.4m	45.0m (0)	60.0m (0)	2:58.72	30.92s	31.95s

## Finish Position and metres gained

First Arrow shows distance gain/loss from 2nd Qtr to 3rd Qtr, Second Arrow shows distance gain/loss from 3rd Qtr to Finish  
Blue arrow indicates best gain in these quarters.



Powered by



Harness Analyser

Sectional Analysis Software

Not just form | Free Trial

[www.facebook.com/PJHarnessRacing](http://www.facebook.com/PJHarnessRacing)



RISE Digital, Harness Racing Australia nor the provider accepts any responsibility for the completeness or accuracy of any of the information contained herein, and makes no representations about its suitability for any particular purpose. Users should make their own judgements about those matters and/or seek independent advice. You assume all risks associated with use of data provided on this page

# Menangle Race 2 Distance 1609m

Tuesday, 13 January 2026

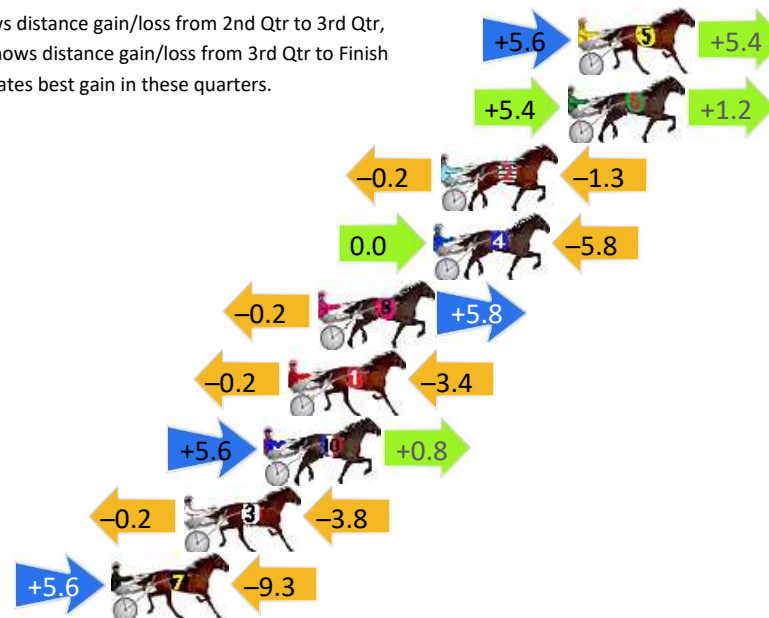
Gross Time: 1:57.00 MileRate: 1:57.00 LeadTime: 0.00s First Qtr: 28.30s Second Qtr: 30.80s Third Qtr: 29.90s Fourth Qtr: 28.10s

DATA TABLE: 800 / 400 Posi's are position from leader and (how wide the horse was at that position)

No	Horse	Plc	Mar	800 Posi	400 Posi	Time	3rd Qtr	4th Qt
5	WHAT FOR	1	0.0m	11.0m (1)	5.4m (2)	1:57.00	29.48s	27.72s
6	VESPA STRIDE	2	0.4m	7.0m (1)	1.6m (1)	1:57.03	29.51s	28.02s
2	MICKEY BE NIMBLE	3	5.5m	4.0m (0)	4.2m (0)	1:57.41	29.92s	28.19s
4	HESAA LISTER	4	5.8m	0.0m (0)	0.0m (0)	1:57.43	29.91s	28.51s
8	TRISTAR FOR CHRIS	5	10.4m	16.0m (0)	16.2m (0)	1:57.77	29.90s	27.69s
1	TORA	6	11.6m	8.0m (0)	8.2m (0)	1:57.86	29.92s	28.34s
10	SIR KNIGHT	7	12.6m	19.0m (1)	13.4m (2)	1:57.93	29.49s	28.04s
3	SAPPHIRESNDIAMONDS	8	15.8m	11.8m (0)	12.0m (1)	1:58.17	29.92s	28.37s
7	SASSY MIA	9	18.7m	15.0m (1)	9.4m (2)	1:58.38	29.52s	28.75s

## Finish Position and metres gained

First Arrow shows distance gain/loss from 2nd Qtr to 3rd Qtr,  
Second Arrow shows distance gain/loss from 3rd Qtr to Finish  
Blue arrow indicates best gain in these quarters.



800

Visual positions in race at 2nd Quarter



400

Visual positions in race at 3rd Quarter



Powered by



Harness Analyser

Sectional Analysis Software

Not just form | Free Trial

www.facebook.com/PJHarnessRacing



RISE Digital, Harness Racing Australia nor the provider accepts any responsibility for the completeness or accuracy of any of the information contained herein, and makes no representations about its suitability for any particular purpose. Users should make their own judgements about those matters and/or seek independent advice. You assume all risks associated with use of data provided on this page

# Menangle Race 3 Distance 1609m

Tuesday, 13 January 2026

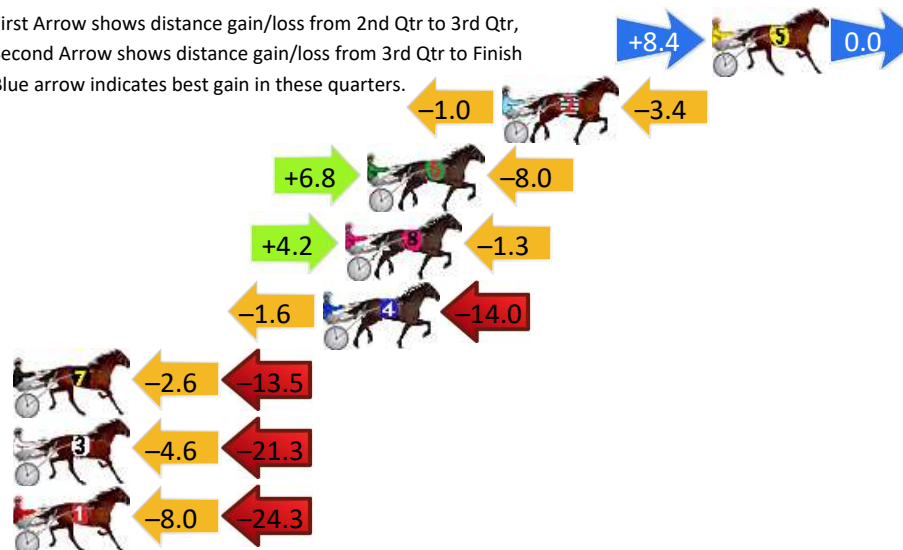
Gross Time: 1:52.60 MileRate: 1:52.60 LeadTime: 0.00s First Qtr: 27.00s Second Qtr: 29.40s Third Qtr: 27.60s Fourth Qtr: 28.60s

DATA TABLE: 800 / 400 Posi's are position from leader and (how wide the horse was at that position)

No	Horse	Plc	Mar	800 Posi	400 Posi	Time	3rd Qtr	4th Qt
5	WAHAKA	1	0.0m	8.4m (1)	0.0m (1)	1:52.60	27.01s	28.60s
2	VILLAROCK	2	8.4m	4.0m (0)	5.0m (1)	1:53.23	27.67s	28.84s
6	SLYX	3	13.8m	12.6m (1)	5.8m (2)	1:53.64	27.12s	29.17s
8	TOOLIJOOA BEACH	4	14.7m	17.6m (1)	13.4m (1)	1:53.70	27.30s	28.69s
4	STELLAR STRIDE	5	15.6m	0.0m (0)	1.6m (0)	1:53.77	27.69s	29.60s
7	WICKED BERRIES	6	33.5m	17.4m (0)	20.0m (1)	1:55.12	27.76s	29.56s
3	THE COUNTY SHERIFF	7	33.9m	8.0m (0)	12.6m (0)	1:55.15	27.89s	30.11s
1	GARRYS LARRY	8	45.3m	13.0m (0)	21.0m (0)	1:56.00	28.13s	30.33s


## Finish Position and metres gained

First Arrow shows distance gain/loss from 2nd Qtr to 3rd Qtr,  
Second Arrow shows distance gain/loss from 3rd Qtr to Finish  
Blue arrow indicates best gain in these quarters.



800

Visual positions in race at 2nd Quarter



400

Visual positions in race at 3rd Quarter

# Menangle Race 4 Distance 1609m

Tuesday, 13 January 2026

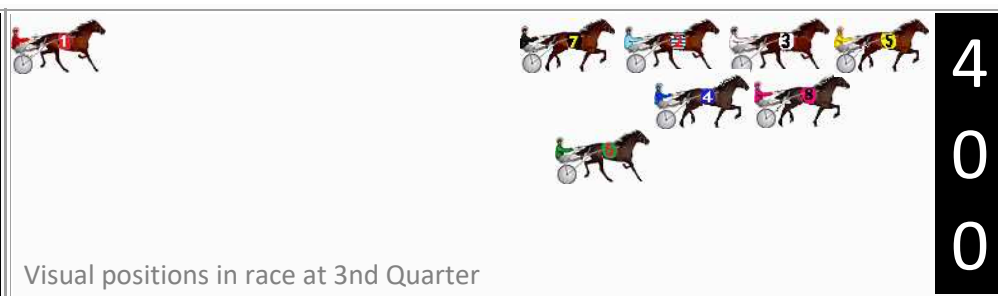

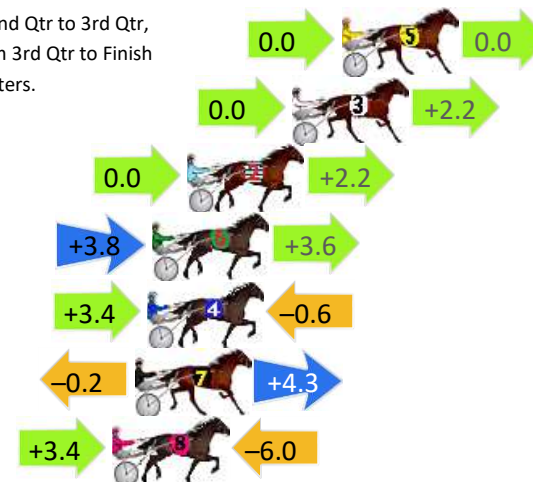
Gross Time: 1:53.70 MileRate: 1:53.70 LeadTime: 0.00s First Qtr: 27.50s Second Qtr: 30.10s Third Qtr: 28.40s Fourth Qtr: 27.70s

DATA TABLE: 800 / 400 Posi's are position from leader and (how wide the horse was at that position)

No	Horse	Plc	Mar	800 Posi	400 Posi	Time	3rd Qtr	4th Qt
5	WILLS WAY	1	0.0m	0.0m (0)	0.0m (0)	1:53.70	28.40s	27.70s
3	LILS NIGHTMARE	2	2.0m	4.2m (0)	4.2m (0)	1:53.85	28.40s	27.55s
2	OURSURFINSAFARI	3	6.2m	8.4m (0)	8.4m (0)	1:54.15	28.40s	27.55s
6	SURF ACE	4	7.6m	15.0m (1)	11.2m (2)	1:54.25	28.13s	27.45s
4	WATCH ME REACT	5	7.8m	10.6m (1)	7.2m (1)	1:54.27	28.16s	27.74s
7	THERES WALLY	6	8.3m	12.4m (0)	12.6m (0)	1:54.30	28.41s	27.40s
8	MISTER JONES	7	9.2m	6.6m (1)	3.2m (1)	1:54.37	28.17s	28.11s
1	AGIFTFROMTHEANGELS	8	91.4m	45.0m (0)	60.0m (0)	2:00.36	29.47s	29.86s

## Finish Position and metres gained

First Arrow shows distance gain/loss from 2nd Qtr to 3rd Qtr,  
Second Arrow shows distance gain/loss from 3rd Qtr to Finish  
Blue arrow indicates best gain in these quarters.





# Menangle Race 5 Distance 1609m

Tuesday, 13 January 2026


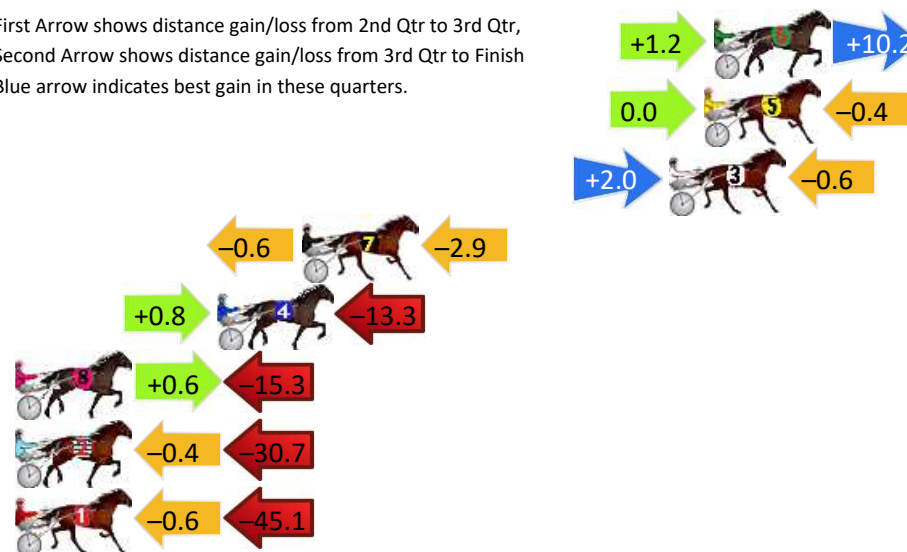
Gross Time: 1:52.50 MileRate: 1:52.50 LeadTime: 0.00s First Qtr: 27.70s Second Qtr: 28.30s Third Qtr: 28.30s Fourth Qtr: 28.20s

DATA TABLE: 800 / 400 Posi's are position from leader and (how wide the horse was at that position)

No	Horse	Plc	Mar	800 Posi	400 Posi	Time	3rd Qtr	4th Qt
6	SKY BLU	1	0.0m	11.4m (1)	10.2m (2)	1:52.50	28.21s	27.48s
5	DELIGHTFUL CHARM	2	0.4m	0.0m (0)	0.0m (0)	1:52.53	28.30s	28.23s
3	REFUSAL	3	1.8m	3.2m (1)	1.2m (1)	1:52.63	28.16s	28.24s
7	KATES VIRTUE	4	16.5m	13.0m (0)	13.6m (1)	1:53.72	28.34s	28.40s
4	RUEBE STARBUCK	5	19.9m	7.4m (1)	6.6m (1)	1:53.97	28.25s	29.13s
8	BETTING STAR	6	32.3m	17.6m (0)	17.0m (2)	1:54.89	28.26s	29.27s
2	HOMEBOUND	7	40.1m	9.0m (0)	9.4m (0)	1:55.47	28.33s	30.35s
1	ELLY LOU	8	50.3m	4.6m (0)	5.2m (0)	1:56.23	28.35s	31.36s

## Finish Position and metres gained

First Arrow shows distance gain/loss from 2nd Qtr to 3rd Qtr, Second Arrow shows distance gain/loss from 3rd Qtr to Finish Blue arrow indicates best gain in these quarters.



# Menangle Race 6 Distance 1609m

Tuesday, 13 January 2026

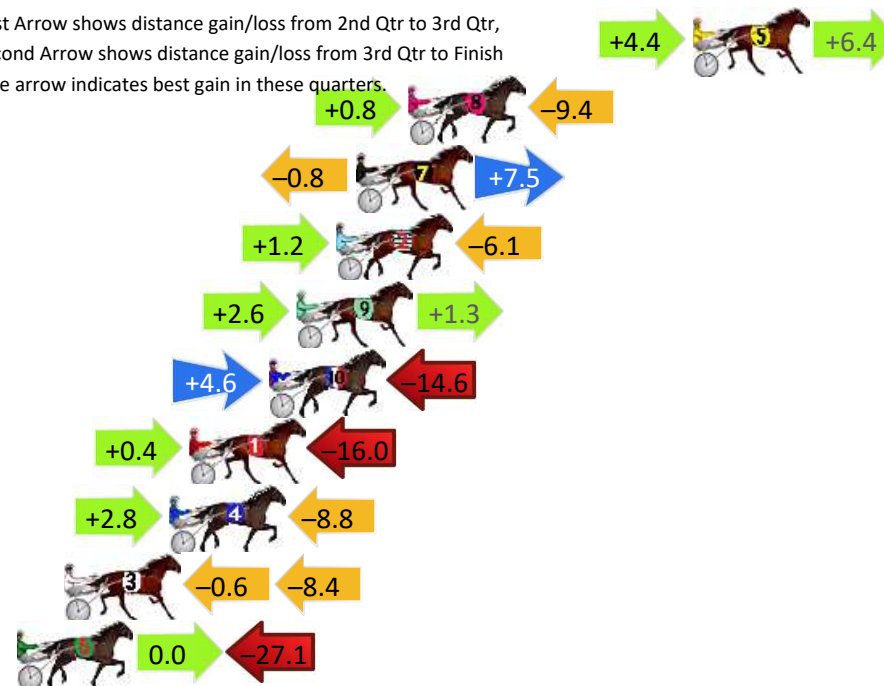
Gross Time: 1:54.40 MileRate: 1:54.40 LeadTime: 0.00s First Qtr: 27.10s Second Qtr: 28.20s Third Qtr: 29.20s Fourth Qtr: 29.90s

DATA TABLE: 800 / 400 Posi's are position from leader and (how wide the horse was at that position)

No	Horse	Plc	Mar	800 Posi	400 Posi	Time	3rd Qtr	4th Qt
5	CLASSICMAJOR	1	0.0m	10.8m (1)	6.4m (2)	1:54.40	28.88s	29.42s
8	MICTON MOUSE	2	11.4m	2.8m (1)	2.0m (1)	1:55.29	29.13s	30.60s
7	PARALLEL	3	13.5m	20.2m (0)	21.0m (1)	1:55.46	29.27s	29.34s
2	CARIBBEAN RUNA	4	14.3m	9.4m (0)	8.2m (0)	1:55.52	29.11s	30.35s
9	A VAPAR STORM	5	15.9m	19.8m (1)	17.2m (1)	1:55.65	29.01s	29.80s
10	JOGALONG BLUE	6	17.0m	7.0m (1)	2.4m (2)	1:55.73	28.85s	30.99s
1	LARRIKIN LENNY	7	20.2m	4.6m (0)	4.2m (0)	1:55.98	29.16s	31.09s
4	JEFFCOATE	8	21.0m	15.0m (1)	12.2m (1)	1:56.04	28.99s	30.55s
3	BROOKESSMARTDAN CER	9	25.2m	16.2m (0)	16.8m (0)	1:56.37	29.24s	30.52s
6	HALLOWEEN	10	27.1m	0.0m (0)	0.0m (0)	1:56.52	29.18s	31.91s

## Finish Position and metres gained

First Arrow shows distance gain/loss from 2nd Qtr to 3rd Qtr,  
Second Arrow shows distance gain/loss from 3rd Qtr to Finish  
Blue arrow indicates best gain in these quarters.



800

Visual positions in race at 2nd Quarter



400

Visual positions in race at 3rd Quarter



Powered by



Harness Analyser

Sectional Analysis Software

Not just form | Free Trial

[www.facebook.com/PJHarnessRacing](http://www.facebook.com/PJHarnessRacing)



RISE Digital, Harness Racing Australia nor the provider accepts any responsibility for the completeness or accuracy of any of the information contained herein, and makes no representations about its suitability for any particular purpose. Users should make their own judgements about those matters and/or seek independent advice. You assume all risks associated with use of data provided on this page

# Menangle Race 7 Distance 1609m

Tuesday, 13 January 2026

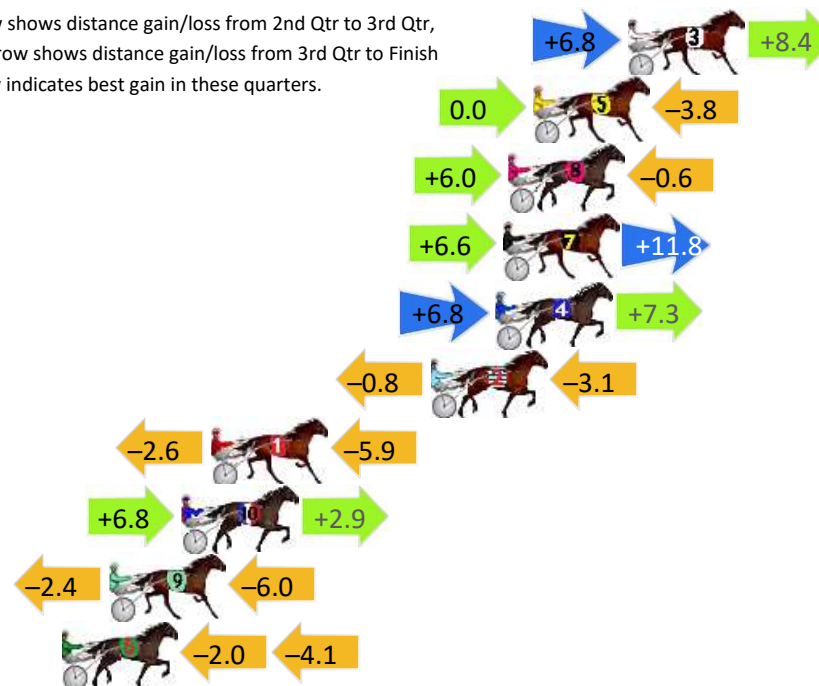
Gross Time: 1:52.70 MileRate: 1:52.70 LeadTime: 0.00s First Qtr: 27.80s Second Qtr: 28.90s Third Qtr: 27.90s Fourth Qtr: 28.10s

DATA TABLE: 800 / 400 Posi's are position from leader and (how wide the horse was at that position)

No	Horse	Plc	Mar	800 Posi	400 Posi	Time	3rd Qtr	4th Qt
3	BRAVO STRIDE	1	0.0m	15.2m (1)	8.4m (1)	1:52.70	27.43s	27.51s
5	RUDY GEE	2	3.8m	0.0m (0)	0.0m (0)	1:52.98	27.90s	28.37s
8	TRALEE SNICKAS	3	4.8m	10.2m (1)	4.2m (1)	1:53.05	27.48s	28.14s
7	RED REACTOR	4	5.0m	23.4m (1)	16.8m (2)	1:53.07	27.44s	27.28s
4	MCWIZARD	5	5.3m	19.4m (1)	12.6m (1)	1:53.09	27.43s	27.59s
2	ARK ALERT	6	7.9m	4.0m (0)	4.8m (0)	1:53.28	27.95s	28.32s
1	HAS THE COURAGE	7	16.7m	8.2m (0)	10.8m (0)	1:53.93	28.08s	28.51s
10	PETES BIG JIM	8	17.9m	27.6m (1)	20.8m (2)	1:54.02	27.43s	27.90s
9	DUTY OF CARE	9	20.8m	12.4m (0)	14.8m (0)	1:54.24	28.07s	28.52s
6	FOLLOW THE MONEY	10	22.7m	16.6m (0)	18.6m (1)	1:54.38	28.04s	28.39s

## Finish Position and metres gained

First Arrow shows distance gain/loss from 2nd Qtr to 3rd Qtr, Second Arrow shows distance gain/loss from 3rd Qtr to Finish  
Blue arrow indicates best gain in these quarters.



800

Visual positions in race at 2nd Quarter



400

Visual positions in race at 3rd Quarter



Powered by



Harness Analyser

Sectional Analysis Software

Not just form | Free Trial

[www.facebook.com/PJHarnessRacing](http://www.facebook.com/PJHarnessRacing)



RISE Digital, Harness Racing Australia nor the provider accepts any responsibility for the completeness or accuracy of any of the information contained herein, and makes no representations about its suitability for any particular purpose. Users should make their own judgements about those matters and/or seek independent advice. You assume all risks associated with use of data provided on this page