

Bathurst Race 1 Distance 2260m

Wednesday, 21 January 2026


Gross Time: 2:43.30 MileRate: 1:56.30 LeadTime: 45.80s First Qtr: 30.10s Second Qtr: 28.80s Third Qtr: 28.90s Fourth Qtr: 29.70s

DATA TABLE: 800 / 400 Posi's are position from leader and (how wide the horse was at that position)

NoHorse	Plc	Mar	800 Posi	400 Posi	Time	3rd Qtr	4th Qt
2 BABY YOUR THE ONE	1	0.0m	0.0m (0)	0.0m (0)	2:43.30	28.90s	29.70s
6 HUNTER SHANNON	2	5.1m	3.0m (1)	2.4m (1)	2:43.70	28.85s	29.90s
11 SHE THE DEVIL	3	9.3m	11.0m (1)	15.2m (1)	2:44.02	29.21s	29.26s
8 ART OF TERROR	4	11.8m	16.0m (0)	16.6m (0)	2:44.22	28.95s	29.35s
3 TERRYRAMA	5	16.5m	15.0m (1)	20.2m (1)	2:44.58	29.28s	29.43s
9 COLLECT A DIME	6	22.2m	8.0m (0)	8.6m (0)	2:45.03	28.93s	30.70s
12 ZARAS SPECIAL	7	24.0m	12.0m (0)	12.6m (0)	2:45.17	28.93s	30.54s
1 THE ROGUE I AM	8	27.1m	4.0m (0)	4.2m (0)	2:45.41	28.89s	31.39s
7 FLIPTOP BOTTLESHOP	9	42.9m	20.0m (0)	20.8m (0)	2:46.64	28.94s	31.33s
5 POPS LEGACY	10	44.9m	19.0m (1)	25.6m (1)	2:46.79	29.36s	31.13s
4 SHAZADELE	11	55.0m	6.0m (2)	28.2m (2)	2:47.58	30.49s	31.68s
10 BARRY LIMBO	12	96.5m	7.0m (1)	11.2m (1)	2:50.81	29.12s	36.00s

Finish Position and metres gained

First Arrow shows distance gain/loss from 2nd Qtr to 3rd Qtr,
Second Arrow shows distance gain/loss from 3rd Qtr to Finish
Blue arrow indicates best gain in these quarters.



800

Visual positions in race at 2nd Quarter



400

Visual positions in race at 3rd Quarter



Powered by



Harness Analyser

Sectional Analysis Software

Not just form | Free Trial

www.facebook.com/PJHarnessRacing



RISE Digital, Harness Racing Australia nor the provider accepts any responsibility for the completeness or accuracy of any of the information contained herein, and makes no representations about its suitability for any particular purpose. Users should make their own judgements about those matters and/or seek independent advice. You assume all risks associated with use of data provided on this page

Bathurst Race 2 Distance 2260m

Wednesday, 21 January 2026

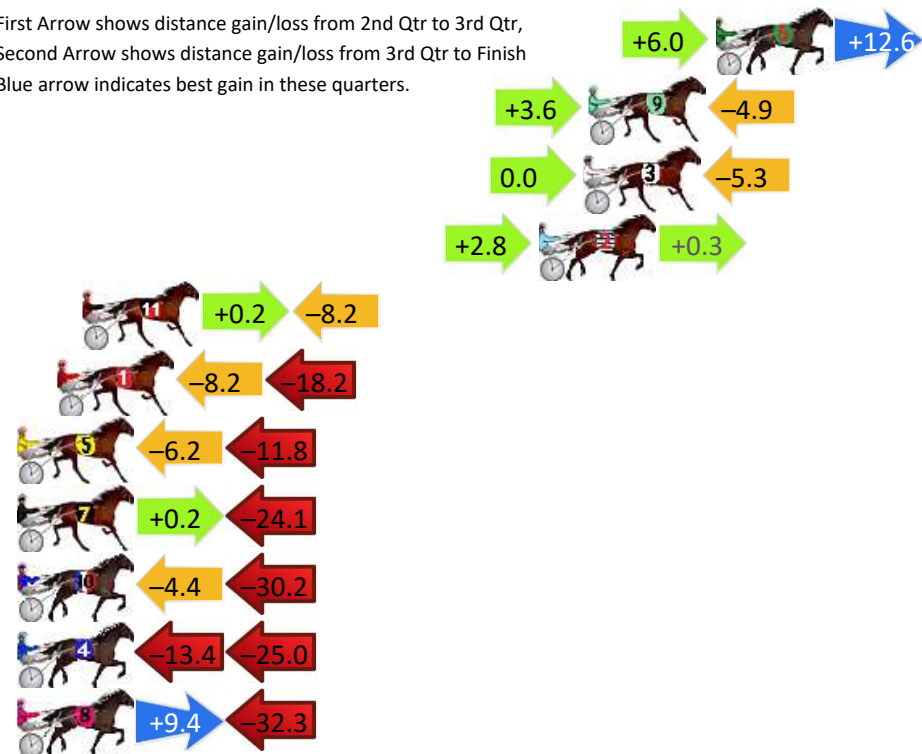
Gross Time: 2:42.50 MileRate: 1:55.70 LeadTime: 45.50s First Qtr: 30.20s Second Qtr: 29.00s Third Qtr: 28.30s Fourth Qtr: 29.50s

DATA TABLE: 800 / 400 Posi's are position from leader and (how wide the horse was at that position)

No	Horse	Plc	Mar	800 Posi	400 Posi	Time	3rd Qtr	4th Qt
6	SEASIDER	1	0.0m	18.6m (1)	12.6m (3)	2:42.50	27.89s	28.58s
9	SWEET NATE	2	5.1m	3.8m (0)	0.2m (0)	2:42.89	28.03s	29.86s
3	BETTING RANGER	3	5.3m	0.0m (1)	0.0m (1)	2:42.91	28.29s	29.89s
2	VAMOS	4	7.1m	10.2m (1)	7.4m (1)	2:43.05	28.10s	29.48s
11	NOSAER	5	25.4m	17.4m (0)	17.2m (0)	2:44.46	28.27s	30.10s
1	TENMINUTES	6	26.4m	0.0m (0)	8.2m (0)	2:44.54	28.86s	30.83s
5	HAPPY REG	7	32.6m	14.6m (1)	20.8m (1)	2:45.02	28.73s	30.37s
7	OUR DANCE MONKEY	8	36.9m	13.0m (0)	12.8m (0)	2:45.35	28.25s	31.27s
10	ROMERO	9	42.8m	8.2m (0)	12.6m (1)	2:45.81	28.57s	31.71s
4	CHICAGO BART	10	44.8m	6.4m (1)	19.8m (2)	2:45.96	29.23s	31.33s
8	BUDDY BRILLIANCE	11	45.1m	22.2m (2)	12.8m (2)	2:45.99	27.58s	31.87s

Finish Position and metres gained

First Arrow shows distance gain/loss from 2nd Qtr to 3rd Qtr,
Second Arrow shows distance gain/loss from 3rd Qtr to Finish
Blue arrow indicates best gain in these quarters.



Visual positions in race at 2nd Quarter

800



Visual positions in race at 3rd Quarter

400



Powered by



Harness Analyser

Sectional Analysis Software

Not just form | Free Trial

www.facebook.com/PJHarnessRacing



RISE Digital, Harness Racing Australia nor the provider accepts any responsibility for the completeness or accuracy of any of the information contained herein, and makes no representations about its suitability for any particular purpose. Users should make their own judgements about those matters and/or seek independent advice. You assume all risks associated with use of data provided on this page

Bathurst Race 3 Distance 2260m

Wednesday, 21 January 2026

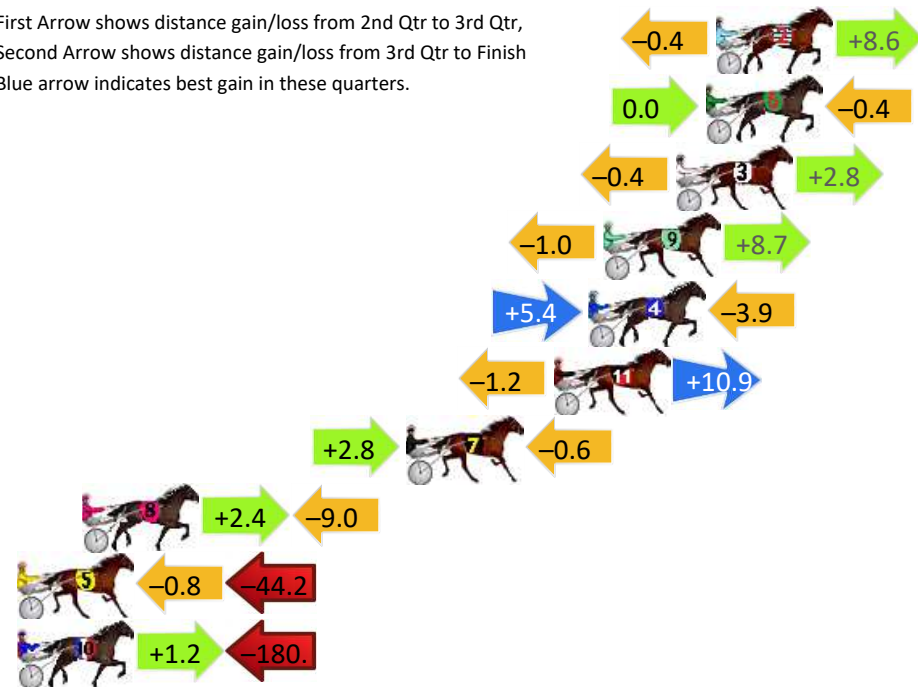
Gross Time: 2:44.70 MileRate: 1:57.30 LeadTime: 46.70s First Qtr: 30.30s Second Qtr: 30.80s Third Qtr: 29.00s Fourth Qtr: 27.90s

DATA TABLE: 800 / 400 Posi's are position from leader and (how wide the horse was at that position)

NoHorse	Plc	Mar	800 Posi	400 Posi	Time	3rd Qtr	4th Qt
2 ALWAYSBMINNIE	1	0.0m	8.2m (0)	8.6m (0)	2:44.70	29.02s	27.30s
6 SEVEN TEE TWO	2	0.4m	0.0m (0)	0.0m (0)	2:44.73	29.00s	27.93s
3 FLASH AZARAT	3	1.6m	4.0m (0)	4.4m (0)	2:44.82	29.02s	27.71s
9 STUDLEIGH MELISE	4	4.5m	12.2m (0)	13.2m (0)	2:45.03	29.06s	27.30s
4 REBOUNDER	5	5.1m	6.6m (1)	1.2m (1)	2:45.07	28.62s	28.17s
11 FIRESTORM RED	6	6.5m	16.2m (0)	17.4m (0)	2:45.18	29.07s	27.14s
7 STAY STYLISH	7	12.4m	14.6m (1)	11.8m (2)	2:45.61	28.80s	27.94s
8 LETTUCE GO MIKI	8	25.4m	18.8m (1)	16.4m (2)	2:46.56	28.84s	28.52s
5 KICKATINALONGPONY	9	65.4m	20.4m (0)	21.2m (1)	2:49.50	29.12s	30.97s
10 JOE THE BOOKIE	10	189.7m	10.4m (1)	9.2m (1)	2:58.62	29.16s	40.42s

Finish Position and metres gained

First Arrow shows distance gain/loss from 2nd Qtr to 3rd Qtr, Second Arrow shows distance gain/loss from 3rd Qtr to Finish
Blue arrow indicates best gain in these quarters.



800

Visual positions in race at 2nd Quarter



400

Visual positions in race at 3rd Quarter



Powered by



Harness Analyser

Sectional Analysis Software

Not just form | Free Trial

www.facebook.com/PJHarnessRacing



RISE Digital, Harness Racing Australia nor the provider accepts any responsibility for the completeness or accuracy of any of the information contained herein, and makes no representations about its suitability for any particular purpose. Users should make their own judgements about those matters and/or seek independent advice. You assume all risks associated with use of data provided on this page

Bathurst Race 4 Distance 1730m

Wednesday, 21 January 2026


Gross Time: 2:03.40 MileRate: 1:54.80 LeadTime: 8.00s First Qtr: 28.70s Second Qtr: 30.00s Third Qtr: 28.30s Fourth Qtr: 28.40s

DATA TABLE: 800 / 400 Posi's are position from leader and (how wide the horse was at that position)

No	Horse	Plc	Mar	800 Posi	400 Posi	Time	3rd Qtr	4th Qt
1	BORROWED TIME	1	0.0m	0.0m (0)	0.0m (0)	2:03.40	28.30s	28.40s
6	KING BOBBIE	2	5.5m	14.2m (0)	18.6m (1)	2:03.81	28.61s	27.48s
5	ETERNAL GOLD	3	6.4m	7.4m (1)	6.2m (0)	2:03.88	28.22s	28.41s
11	LUCKY ZARA	4	9.8m	8.4m (0)	12.4m (0)	2:04.13	28.58s	28.22s
3	MCLEAN	5	11.7m	2.8m (1)	1.8m (1)	2:04.27	28.23s	29.10s
8	RIVIERE	6	19.2m	18.6m (0)	23.0m (1)	2:04.83	28.61s	28.13s
7	DUFFY HOLLOW	7	25.0m	19.6m (1)	25.8m (2)	2:05.27	28.74s	28.34s
10	ALWAYSBMYPONY	8	27.0m	15.4m (1)	21.2m (3)	2:05.41	28.71s	28.81s
2	TULHURST TIMMY	9	37.6m	11.4m (1)	18.6m (2)	2:06.21	28.81s	29.74s
9	SUNSET JAY JAY	10	71.3m	4.4m (0)	17.0m (0)	2:08.72	29.18s	32.23s


Finish Position and metres gained

First Arrow shows distance gain/loss from 2nd Qtr to 3rd Qtr,
Second Arrow shows distance gain/loss from 3rd Qtr to Finish
Blue arrow indicates best gain in these quarters.



800

Visual positions in race at 2nd Quarter



400

Visual positions in race at 3rd Quarter



Powered by



Harness Analyser

Sectional Analysis Software

Not just form | Free Trial

www.facebook.com/PJHarnessRacing



RISE Digital, Harness Racing Australia nor the provider accepts any responsibility for the completeness or accuracy of any of the information contained herein, and makes no representations about its suitability for any particular purpose. Users should make their own judgements about those matters and/or seek independent advice. You assume all risks associated with use of data provided on this page

Bathurst Race 5 Distance 1730m

Wednesday, 21 January 2026

Gross Time: 2:04.10

MileRate: 1:55.40

LeadTime: 8.00s

First Qtr: 27.50s

Second Qtr: 29.60s

Third Qtr: 28.80s


Fourth Qtr: 30.20s

DATA TABLE: 800 / 400 Posi's are position from leader and (how wide the horse was at that position)

NoHorse	Plc	Mar	800 Posi	400 Posi	Time	3rd Qtr	4th Qt
7 CARBAGANOOSH	1	0.0m	18.4m (0)	21.0m (1)	2:04.10	29.03s	28.62s
10 MULLUM AXEL	2	8.9m	13.4m (1)	3.6m (1)	2:04.80	28.07s	30.60s
1 FESTINALENTE	3	12.4m	10.2m (0)	9.8m (1)	2:05.08	28.77s	30.40s
3 CHELSEAS GIRL	4	12.5m	9.2m (1)	6.0m (0)	2:05.09	28.55s	30.69s
4 BEANCOUNTER	5	15.0m	0.0m (0)	0.0m (0)	2:05.29	28.77s	31.33s
6 TIME TO TORQUE	6	18.1m	23.4m (1)	16.6m (1)	2:05.53	28.30s	30.31s
9 LUCKY PUNT	7	22.3m	14.4m (0)	14.2m (0)	2:05.86	28.77s	30.81s
5 THEYCALLMEBRUCE	8	22.7m	18.0m (1)	10.0m (2)	2:05.90	28.19s	31.15s
2 DEAR DARLING	9	151.6m	6.2m (0)	35.0m (0)	2:16.09	30.71s	38.95s

Finish Position and metres gained

First Arrow shows distance gain/loss from 2nd Qtr to 3rd Qtr,
Second Arrow shows distance gain/loss from 3rd Qtr to Finish
Blue arrow indicates best gain in these quarters



800

Visual positions in race at 2nd Quarter



400

Visual positions in race at 3rd Quarter



Powered by



Harness Analyser

Sectional Analysis Software

Not just form | Free Trial

www.facebook.com/PJHarnessRacing



RISE Digital, Harness Racing Australia nor the provider accepts any responsibility for the completeness or accuracy of any of the information contained herein, and makes no representations about its suitability for any particular purpose. Users should make their own judgements about those matters and/or seek independent advice. You assume all risks associated with use of data provided on this page

Bathurst Race 6 Distance 1730m

Wednesday, 21 January 2026

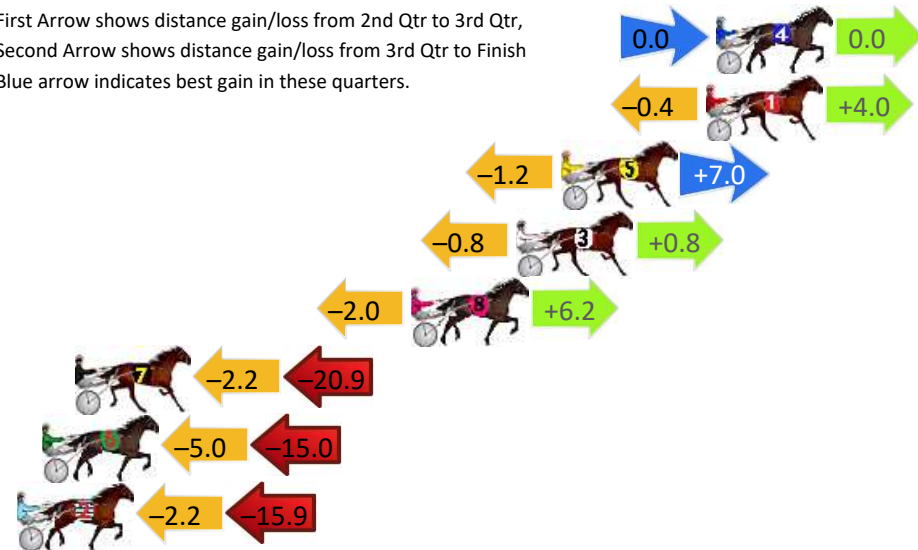
Gross Time: 2:02.40 MileRate: 1:53.90 LeadTime: 8.60s First Qtr: 27.50s Second Qtr: 29.90s Third Qtr: 28.40s Fourth Qtr: 28.00s

DATA TABLE: 800 / 400 Posi's are position from leader and (how wide the horse was at that position)

NoHorse	Plc	Mar	800 Posi	400 Posi	Time	3rd Qtr	4th Qt
4 PERFECT STRANGER	1	0.0m	0.0m (0)	0.0m (0)	2:02.40	28.40s	28.00s
1 GRAYSON RED	2	0.4m	4.0m (0)	4.4m (0)	2:02.43	28.43s	27.72s
5 PAS DE CHEVAL	3	6.2m	12.0m (0)	13.2m (0)	2:02.86	28.48s	27.51s
3 BETTORS HOPE	4	8.0m	8.0m (0)	8.8m (0)	2:02.99	28.46s	27.94s
8 CASSIUS DECK	5	12.2m	16.4m (0)	18.4m (1)	2:03.30	28.54s	27.57s
7 JORGE STREET	6	25.7m	2.6m (1)	4.8m (1)	2:04.29	28.56s	29.45s
6 OUR GEORGE BOSTON	7	27.0m	7.0m (1)	12.0m (1)	2:04.39	28.76s	29.04s
2 POSH FELLA	8	29.5m	11.4m (1)	13.6m (2)	2:04.57	28.56s	29.11s

Finish Position and metres gained

First Arrow shows distance gain/loss from 2nd Qtr to 3rd Qtr,
Second Arrow shows distance gain/loss from 3rd Qtr to Finish
Blue arrow indicates best gain in these quarters.



800

Visual positions in race at 2nd Quarter



400

Visual positions in race at 3rd Quarter



Powered by



Harness Analyser

Sectional Analysis Software

Not just form | Free Trial

www.facebook.com/PJHarnessRacing



RISE Digital, Harness Racing Australia nor the provider accepts any responsibility for the completeness or accuracy of any of the information contained herein, and makes no representations about its suitability for any particular purpose. Users should make their own judgements about those matters and/or seek independent advice. You assume all risks associated with use of data provided on this page

Bathurst Race 7 Distance 1730m

Wednesday, 21 January 2026


Gross Time: 2:08.60 MileRate: 1:59.60 LeadTime: 8.10s First Qtr: 29.90s Second Qtr: 32.20s Third Qtr: 30.30s Fourth Qtr: 28.10s

DATA TABLE: 800 / 400 Posi's are position from leader and (how wide the horse was at that position)

No	Horse	Plc	Mar	800 Posi	400 Posi	Time	3rd Qtr	4th Qt
5	COULDNT CATCH HIM	1	0.0m	0.0m (0)	0.0m (0)	2:08.60	30.30s	28.10s
6	BABLING BABLING	2	4.2m	4.2m (1)	1.0m (1)	2:08.91	30.08s	28.32s
2	MISS HALLIE	3	7.1m	4.2m (0)	4.4m (0)	2:09.12	30.32s	28.29s
3	ULTIMATE WAHINI	4	9.6m	8.4m (1)	5.8m (1)	2:09.31	30.12s	28.37s
1	CHASIN YOU	5	10.5m	8.0m (0)	8.4m (0)	2:09.38	30.33s	28.25s
8	BOOMER SHANNON	6	15.0m	12.4m (1)	10.4m (1)	2:09.71	30.17s	28.42s
7	FAIR ACCOUNT	7	15.6m	16.2m (0)	17.4m (0)	2:09.75	30.38s	27.97s
9	THE HEATS ON LEXY	8	15.6m	11.8m (0)	12.8m (0)	2:09.75	30.38s	28.30s
4	NAVIE JO	9	17.2m	21.4m (1)	15.4m (1)	2:09.87	29.87s	28.23s

Finish Position and metres gained

First Arrow shows distance gain/loss from 2nd Qtr to 3rd Qtr,
Second Arrow shows distance gain/loss from 3rd Qtr to Finish
Blue arrow indicates best gain in these quarters.



Visual positions in race at 2nd Quarter



Visual positions in race at 3rd Quarter

Bathurst Race 8 Distance 2260m

Wednesday, 21 January 2026


Gross Time: 2:49.50 MileRate: 2:00.70 LeadTime: 49.20s First Qtr: 31.70s Second Qtr: 30.00s Third Qtr: 29.20s Fourth Qtr: 29.40s

DATA TABLE: 800 / 400 Posi's are position from leader and (how wide the horse was at that position)

NoHorse	Plc	Mar	800 Posi	400 Posi	Time	3rd Qtr	4th Qt
5 HOOKED ON WINNING	1	0.0m	7.6m (1)	4.0m (1)	2:49.50	28.94s	29.11s
9 THE HANDSOME ONE	2	4.1m	9.2m (0)	8.4m (1)	2:49.82	29.14s	29.09s
2 MIA ON	3	5.5m	5.0m (0)	4.4m (0)	2:49.92	29.16s	29.48s
1 LAYLA SHANNON	4	6.9m	0.0m (0)	0.2m (0)	2:50.03	29.21s	29.89s
4 SPARKLA	5	7.2m	11.8m (1)	8.2m (2)	2:50.06	28.94s	29.33s
10 GABBYS SPORTSTAR	6	10.7m	13.2m (0)	12.8m (0)	2:50.32	29.17s	29.25s
3 NEVERTOOLATE	7	12.1m	17.4m (0)	16.4m (1)	2:50.43	29.13s	29.09s
6 WHATABOUTBRONS ON	8	12.4m	20.0m (1)	14.4m (4)	2:50.46	28.79s	29.25s
7 CLASSIC ARC	9	12.4m	16.0m (1)	11.8m (3)	2:50.46	28.89s	29.44s
8 HAZZA IS WATCHING	10	12.6m	3.4m (1)	0.0m (1)	2:50.47	28.95s	30.32s

Finish Position and metres gained

First Arrow shows distance gain/loss from 2nd Qtr to 3rd Qtr,
Second Arrow shows distance gain/loss from 3rd Qtr to Finish
Blue arrow indicates best gain in these quarters.



800

Visual positions in race at 2nd Quarter



400

Visual positions in race at 3rd Quarter



Powered by



Harness Analyser

Sectional Analysis Software

Not just form | Free Trial

www.facebook.com/PJHarnessRacing



RISE Digital, Harness Racing Australia nor the provider accepts any responsibility for the completeness or accuracy of any of the information contained herein, and makes no representations about its suitability for any particular purpose. Users should make their own judgements about those matters and/or seek independent advice. You assume all risks associated with use of data provided on this page

Bathurst Race 9 Distance 2260m

Wednesday, 21 January 2026

Gross Time: 2:50.80 MileRate: 2:01.60 LeadTime: 50.30s First Qtr: 31.90s Second Qtr: 30.50s Third Qtr: 28.70s Fourth Qtr: 29.40s

DATA TABLE: 800 / 400 Posi's are position from leader and (how wide the horse was at that position)

No	Horse	Plc	Mar	800 Posi	400 Posi	Time	3rd Qtr	4th Qt
9	LOVE WATCH	1	0.0m	16.4m (1)	4.2m (1)	2:50.80	27.82s	29.09s
2	ULTIMATE COOKIE	2	3.5m	3.8m (0)	4.0m (0)	2:51.07	28.71s	29.36s
4	BETTOR BRILLIANCE	3	8.8m	8.0m (0)	8.4m (0)	2:51.48	28.73s	29.43s
1	LAST FLITE	4	11.2m	0.0m (0)	0.0m (0)	2:51.66	28.69s	30.22s
5	MY FRIEND MOLLY	5	13.2m	12.6m (0)	12.8m (0)	2:51.82	28.71s	29.43s
8	BETTINGONYA	6	16.5m	3.2m (1)	0.2m (1)	2:52.07	28.47s	30.59s
3	CALM FRANCO	7	24.2m	8.2m (1)	11.8m (1)	2:52.67	28.95s	30.31s
6	ROCKIN SWEET	8	37.6m	21.4m (1)	10.8m (2)	2:53.70	27.91s	31.36s
10	GET UP BETTY	9	647.5m	42.2m (1)	400.0m (1)	3:40.72	54.32s	47.49s
7	ALWAYS LIGHTNING	10	649.5m	38.2m (0)	400.0m (0)	3:40.87	54.61s	47.64s

Finish Position and metres gained

First Arrow shows distance gain/loss from 2nd Qtr to 3rd Qtr, Second Arrow shows distance gain/loss from 3rd Qtr to Finish
Blue arrow indicates best gain in these quarters.

