

Penrith Race 1 Distance 1720m

Thursday, 22 January 2026



Gross Time: 2:03.30 MileRate: 1:55.30 LeadTime: 7.40s First Qtr: 28.90s Second Qtr: 29.70s Third Qtr: 28.00s Fourth Qtr: 29.30s

DATA TABLE: 800 / 400 Posi's are position from leader and (how wide the horse was at that position)

| NoHorse | Plc | Mar | 800 Posi | 400 Posi | Time | 3rd Qtr | 4th Qt |
|----------------------|-----|-------|-----------|-----------|---------|---------|--------|
| 10 ADMIRABLE | 1 | 0.0m | 14.0m (1) | 16.6m (2) | 2:03.30 | 28.21s | 28.09s |
| 7 IDEAL REDEMPTION | 2 | 2.2m | 3.8m (0) | 4.4m (1) | 2:03.47 | 28.05s | 29.14s |
| 4 DONTLETFEARSTOPY A | 3 | 2.9m | 0.6m (1) | 0.4m (1) | 2:03.52 | 27.98s | 29.48s |
| 5 FLO RYDA | 4 | 5.0m | 15.8m (0) | 15.2m (0) | 2:03.68 | 27.97s | 28.56s |
| 1 CONSTANTINA | 5 | 5.7m | 0.0m (0) | 0.0m (0) | 2:03.74 | 27.99s | 29.72s |
| 9 STORMTIDE | 6 | 5.9m | 11.8m (0) | 11.4m (1) | 2:03.75 | 27.98s | 28.90s |
| 8 THE COUNTY SHERIFF | 7 | 7.6m | 7.8m (0) | 7.4m (0) | 2:03.88 | 27.97s | 29.31s |
| 6 CAPTAIN BLOOD | 8 | 11.9m | 19.8m (0) | 20.0m (1) | 2:04.21 | 28.03s | 28.71s |
| 2 MEANT TO BE SLOY | 9 | 16.3m | 5.4m (1) | 6.6m (2) | 2:04.55 | 28.07s | 30.01s |
| 3 RUEBE STARBUCK | 10 | 19.3m | 9.6m (1) | 12.6m (2) | 2:04.78 | 28.20s | 29.79s |

Finish Position and metres gained

First Arrow shows distance gain/loss from 2nd Qtr to 3rd Qtr, Second Arrow shows distance gain/loss from 3rd Qtr to Finish Blue arrow indicates best gain in these quarters.



800

Visual positions in race at 2nd Quarter



400

Visual positions in race at 3rd Quarter



Powered by



Harness Analyser

Sectional Analysis Software

Not just form | Free Trial

www.facebook.com/PJHarnessRacing



RISE Digital, Harness Racing Australia nor the provider accepts any responsibility for the completeness or accuracy of any of the information contained herein, and makes no representations about its suitability for any particular purpose. Users should make their own judgements about those matters and/or seek independent advice. You assume all risks associated with use of data provided on this page

Penrith Race 2 Distance 1720m

Thursday, 22 January 2026

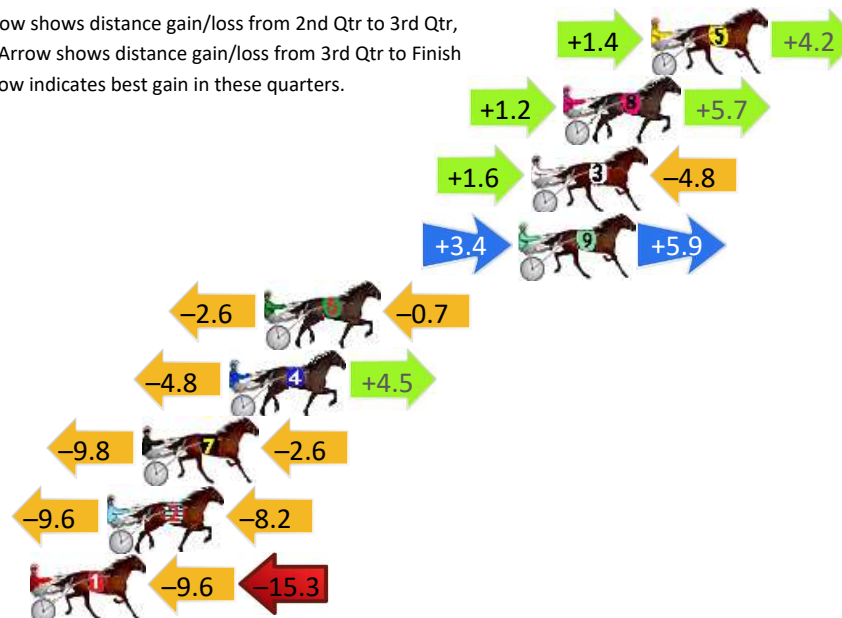
Gross Time: 2:05.20 MileRate: 1:57.10 LeadTime: 7.40s First Qtr: 29.30s Second Qtr: 30.80s Third Qtr: 28.50s Fourth Qtr: 29.20s

DATA TABLE: 800 / 400 Posi's are position from leader and (how wide the horse was at that position)

| No | Horse | Plc | Mar | 800 Posi | 400 Posi | Time | 3rd Qtr | 4th Qt |
|----|---------------------|-----|-------|-----------|-----------|---------|---------|--------|
| 5 | ED MENDES | 1 | 0.0m | 5.6m (1) | 4.2m (1) | 2:05.20 | 28.40s | 28.90s |
| 8 | DANCING WITH MY EX | 2 | 3.5m | 10.4m (1) | 9.2m (1) | 2:05.47 | 28.42s | 28.79s |
| 3 | LYNNSANITY | 3 | 4.8m | 1.6m (1) | 0.0m (0) | 2:05.57 | 28.38s | 29.55s |
| 9 | RIO DE JANEIRO BLUE | 4 | 5.3m | 14.6m (1) | 11.2m (2) | 2:05.61 | 28.26s | 28.77s |
| 6 | ROGERVALERIO LOMBO | 5 | 15.5m | 12.2m (0) | 14.8m (1) | 2:06.39 | 28.69s | 29.25s |
| 4 | DESIDERIO | 6 | 16.9m | 16.6m (0) | 21.4m (1) | 2:06.49 | 28.85s | 28.87s |
| 7 | REIGN MAKER | 7 | 20.4m | 8.0m (0) | 17.8m (0) | 2:06.76 | 29.20s | 29.39s |
| 2 | MINI MINE YET | 8 | 21.8m | 4.0m (0) | 13.6m (0) | 2:06.87 | 29.18s | 29.80s |
| 1 | OLIVIA SHANNON | 9 | 24.9m | 0.0m (0) | 9.6m (0) | 2:07.11 | 29.18s | 30.31s |

Finish Position and metres gained

First Arrow shows distance gain/loss from 2nd Qtr to 3rd Qtr,
Second Arrow shows distance gain/loss from 3rd Qtr to Finish
Blue arrow indicates best gain in these quarters.



Visual positions in race at 2nd Quarter



Visual positions in race at 3rd Quarter

Penrith Race 3 Distance 1720m

Thursday, 22 January 2026

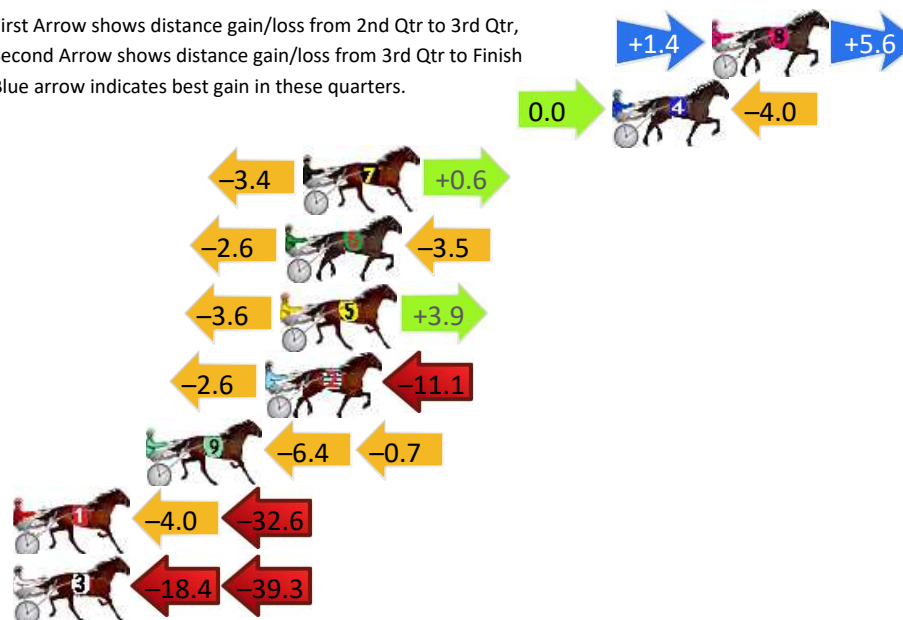
Gross Time: 2:04.50 MileRate: 1:56.50 LeadTime: 7.40s First Qtr: 28.60s Second Qtr: 29.40s Third Qtr: 29.20s Fourth Qtr: 29.90s

DATA TABLE: 800 / 400 Posi's are position from leader and (how wide the horse was at that position)

| NoHorse | Plc | Mar | 800 Posi | 400 Posi | Time | 3rd Qtr | 4th Qt |
|---------------------|-----|-------|-----------|-----------|---------|---------|--------|
| 8 JAKCAM FLYER | 1 | 0.0m | 7.0m (1) | 5.6m (1) | 2:04.50 | 29.10s | 29.48s |
| 4 PLAY SOUTHERNLAND | 2 | 4.0m | 0.0m (0) | 0.0m (0) | 2:04.81 | 29.20s | 30.20s |
| 7 KINGSTON RAINBOW | 3 | 16.4m | 13.6m (0) | 17.0m (1) | 2:05.78 | 29.45s | 29.86s |
| 6 TOMMYS LUCK | 4 | 17.1m | 11.0m (1) | 13.6m (2) | 2:05.84 | 29.39s | 30.16s |
| 5 IMA SHINKANSEN | 5 | 17.3m | 17.6m (0) | 21.2m (0) | 2:05.86 | 29.47s | 29.61s |
| 2 KING COREY | 6 | 17.9m | 4.2m (0) | 6.8m (0) | 2:05.90 | 29.38s | 30.73s |
| 9 GOODTIME MIKI | 7 | 22.7m | 15.6m (1) | 22.0m (2) | 2:06.28 | 29.67s | 29.95s |
| 1 OLLIE ONE SHOT | 8 | 45.2m | 8.6m (0) | 12.6m (0) | 2:08.04 | 29.47s | 32.32s |
| 3 TIGERNATOR | 9 | 60.5m | 2.8m (1) | 21.2m (1) | 2:09.24 | 30.52s | 32.82s |


Finish Position and metres gained

First Arrow shows distance gain/loss from 2nd Qtr to 3rd Qtr, Second Arrow shows distance gain/loss from 3rd Qtr to Finish
Blue arrow indicates best gain in these quarters.



800

Visual positions in race at 2nd Quarter



400

Visual positions in race at 3rd Quarter

Penrith Race 4 Distance 2125m

Thursday, 22 January 2026

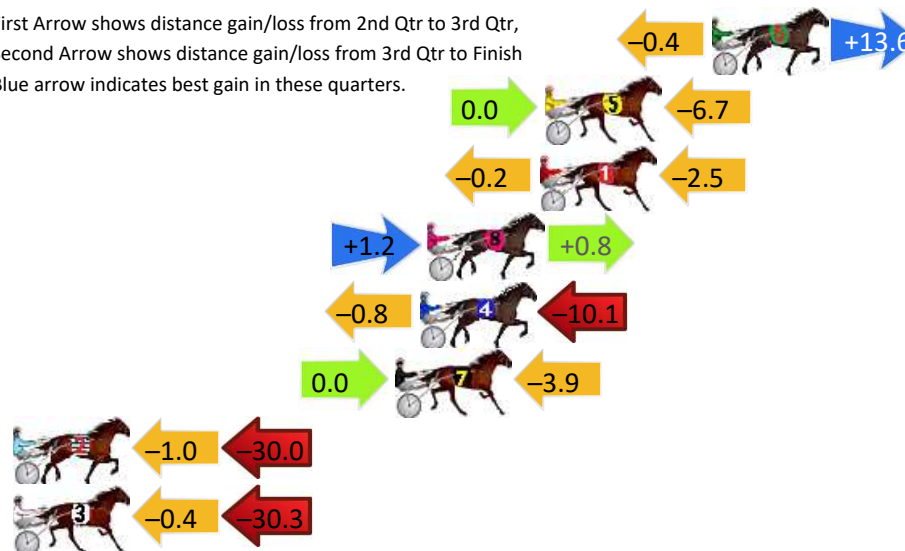
Gross Time: 2:36.30 MileRate: 1:58.40 LeadTime: 37.80s First Qtr: 30.50s Second Qtr: 29.50s Third Qtr: 29.20s Fourth Qtr: 29.30s

DATA TABLE: 800 / 400 Posi's are position from leader and (how wide the horse was at that position)

| No | Horse | Plc | Mar | 800 Posi | 400 Posi | Time | 3rd Qtr | 4th Qt |
|----|-------------------|-----|-------|-----------|-----------|---------|---------|--------|
| 6 | WHEREISHE | 1 | 0.0m | 13.2m (1) | 13.6m (2) | 2:36.30 | 29.23s | 28.31s |
| 5 | OKAY GRINGO | 2 | 6.7m | 0.0m (0) | 0.0m (0) | 2:36.81 | 29.20s | 29.79s |
| 1 | MATTEO | 3 | 6.9m | 4.2m (0) | 4.4m (0) | 2:36.83 | 29.21s | 29.48s |
| 8 | GREY CADILLAC | 4 | 11.4m | 13.4m (0) | 12.2m (1) | 2:37.18 | 29.11s | 29.24s |
| 4 | THE POSTMASTER | 5 | 11.7m | 0.8m (1) | 1.6m (1) | 2:37.20 | 29.26s | 30.04s |
| 7 | PELIGROSO | 6 | 12.7m | 8.8m (0) | 8.8m (0) | 2:37.28 | 29.20s | 29.58s |
| 2 | MIRA DOMINA | 7 | 35.8m | 4.8m (1) | 5.8m (1) | 2:39.05 | 29.27s | 31.49s |
| 3 | SWEET SWEET TOOTH | 8 | 39.9m | 9.2m (1) | 9.6m (2) | 2:39.37 | 29.23s | 31.51s |

Finish Position and metres gained

First Arrow shows distance gain/loss from 2nd Qtr to 3rd Qtr,
Second Arrow shows distance gain/loss from 3rd Qtr to Finish
Blue arrow indicates best gain in these quarters.



800

Visual positions in race at 2nd Quarter



400

Visual positions in race at 3rd Quarter

Penrith Race 5 Distance 1720m

Thursday, 22 January 2026




Gross Time: 2:04.00 MileRate: 1:56.00 LeadTime: 7.40s First Qtr: 29.40s Second Qtr: 29.00s Third Qtr: 28.60s Fourth Qtr: 29.60s

DATA TABLE: 800 / 400 Posi's are position from leader and (how wide the horse was at that position)

| NoHorse | Plc | Mar | 800 Posi | 400 Posi | Time | 3rd Qtr | 4th Qt |
|----------------------|-----|--------|-----------|-----------|---------|---------|--------|
| 1 CHARLIES ACE | 1 | 0.0m | 0.0m (0) | 0.0m (0) | 2:04.00 | 28.60s | 29.60s |
| 7 THE METAL FLYER | 2 | 0.5m | 4.0m (0) | 4.0m (0) | 2:04.04 | 28.60s | 29.34s |
| 10 NOTHINGBUTWAVES | 3 | 2.4m | 15.0m (1) | 11.2m (2) | 2:04.19 | 28.34s | 28.95s |
| 9 GO WITHOUT | 4 | 2.7m | 3.0m (1) | 2.4m (1) | 2:04.21 | 28.56s | 29.62s |
| 3 RAYS REDEMPTION | 5 | 4.8m | 11.2m (1) | 6.8m (2) | 2:04.37 | 28.28s | 29.45s |
| 8 DESTINY STRIDE | 6 | 5.4m | 8.4m (0) | 8.0m (0) | 2:04.42 | 28.57s | 29.41s |
| 6 OUR UNCLE JIM | 7 | 9.1m | 19.0m (1) | 17.0m (1) | 2:04.71 | 28.47s | 29.02s |
| 4 HOT CRUISE CONTROL | 8 | 16.7m | 7.2m (1) | 7.6m (1) | 2:05.30 | 28.62s | 30.27s |
| 2 GOODTIME BRAVO | 9 | 114.6m | 55.0m (0) | 80.0m (0) | 2:12.89 | 30.37s | 32.15s |

Finish Position and metres gained

First Arrow shows distance gain/loss from 2nd Qtr to 3rd Qtr, Second Arrow shows distance gain/loss from 3rd Qtr to Finish
Blue arrow indicates best gain in these quarters.



Penrith Race 6 Distance 1720m

Thursday, 22 January 2026



Gross Time: 2:04.20 MileRate: 1:56.20 LeadTime: 7.30s First Qtr: 28.70s Second Qtr: 29.40s Third Qtr: 29.20s Fourth Qtr: 29.60s

DATA TABLE: 800 / 400 Posi's are position from leader and (how wide the horse was at that position)

| No | Horse | Plc | Mar | 800 Posi | 400 Posi | Time | 3rd Qtr | 4th Qt |
|----|--------------------|-----|-------|-----------|-----------|---------|---------|--------|
| 9 | MARY ANNE ROSE | 1 | 0.0m | 9.8m (1) | 5.8m (2) | 2:04.20 | 28.91s | 29.17s |
| 2 | THE BEST OF YOU | 2 | 1.6m | 4.0m (0) | 4.0m (1) | 2:04.32 | 29.20s | 29.42s |
| 8 | KATES VIRTUE | 3 | 2.8m | 5.6m (1) | 1.0m (2) | 2:04.42 | 28.86s | 29.73s |
| 5 | HOMEBOUND | 4 | 4.2m | 14.2m (1) | 10.0m (2) | 2:04.53 | 28.90s | 29.17s |
| 10 | HEAVENLY REASON | 5 | 7.4m | 19.4m (1) | 14.8m (2) | 2:04.77 | 28.87s | 29.06s |
| 7 | MIZZZ ADELE | 6 | 8.2m | 16.4m (0) | 15.0m (1) | 2:04.84 | 29.10s | 29.10s |
| 1 | GO TESS GO | 7 | 9.4m | 8.2m (0) | 8.4m (1) | 2:04.93 | 29.21s | 29.67s |
| 6 | DELIGHTFUL CHARM | 8 | 9.9m | 1.6m (1) | 0.0m (1) | 2:04.97 | 29.08s | 30.33s |
| 4 | FORESIGHT | 9 | 12.1m | 12.0m (0) | 10.4m (0) | 2:05.14 | 29.08s | 29.73s |
| 3 | LOOKIN GOOD MARGIE | 10 | 36.0m | 0.0m (0) | 0.8m (0) | 2:06.99 | 29.24s | 32.19s |

Finish Position and metres gained

First Arrow shows distance gain/loss from 2nd Qtr to 3rd Qtr,
Second Arrow shows distance gain/loss from 3rd Qtr to Finish
Blue arrow indicates best gain in these quarters.



800

Visual positions in race at 2nd Quarter



400

Visual positions in race at 3rd Quarter



Powered by



Harness Analyser

Sectional Analysis Software

Not just form | Free Trial

www.facebook.com/PJHarnessRacing



RISE Digital, Harness Racing Australia nor the provider accepts any responsibility for the completeness or accuracy of any of the information contained herein, and makes no representations about its suitability for any particular purpose. Users should make their own judgements about those matters and/or seek independent advice. You assume all risks associated with use of data provided on this page

Penrith Race 7 Distance 1720m

Thursday, 22 January 2026

Gross Time: 2:05.10

MileRate: 1:57.10

LeadTime: 7.50s

First Qtr: 30.30s

Second Qtr: 29.90s

Third Qtr: 28.60s

Fourth Qtr: 28.80s

DATA TABLE: 800 / 400 Posi's are position from leader and (how wide the horse was at that position)

| No | Horse | Plc | Mar | 800 Posi | 400 Posi | Time | 3rd Qtr | 4th Qt |
|----|-----------------|-----|--------|------------|------------|---------|---------|--------|
| 4 | EBBONY STORM | 1 | 0.0m | 0.0m (0) | 0.0m (0) | 2:05.10 | 28.60s | 28.80s |
| 7 | NEED FOUR SPEED | 2 | 18.2m | 1.2m (1) | 5.6m (1) | 2:06.48 | 28.91s | 29.70s |
| 6 | ROSES ARE BEST | 3 | 18.6m | 5.4m (1) | 6.0m (2) | 2:06.51 | 28.64s | 29.70s |
| 8 | IM JUST SAYIN | 4 | 22.7m | 14.0m (1) | 14.6m (1) | 2:06.82 | 28.64s | 29.38s |
| 5 | JANELLE MAY | 5 | 23.0m | 9.4m (1) | 10.2m (2) | 2:06.84 | 28.65s | 29.72s |
| 2 | TARA JIM | 6 | 29.7m | 4.4m (0) | 7.4m (0) | 2:07.35 | 28.81s | 30.40s |
| 1 | TIGER LOLA | 7 | 37.8m | 9.6m (0) | 14.6m (0) | 2:07.96 | 28.95s | 30.46s |
| 3 | BEYONDREASON | 8 | 276.5m | 180.0m (0) | 220.0m (0) | 2:26.00 | 31.44s | 32.85s |

Finish Position and metres gained

First Arrow shows distance gain/loss from 2nd Qtr to 3rd Qtr,
Second Arrow shows distance gain/loss from 3rd Qtr to Finish
Blue arrow indicates best gain in these quarters

