

Menangle Race 1 Distance 1609m

Saturday, 31 January 2026

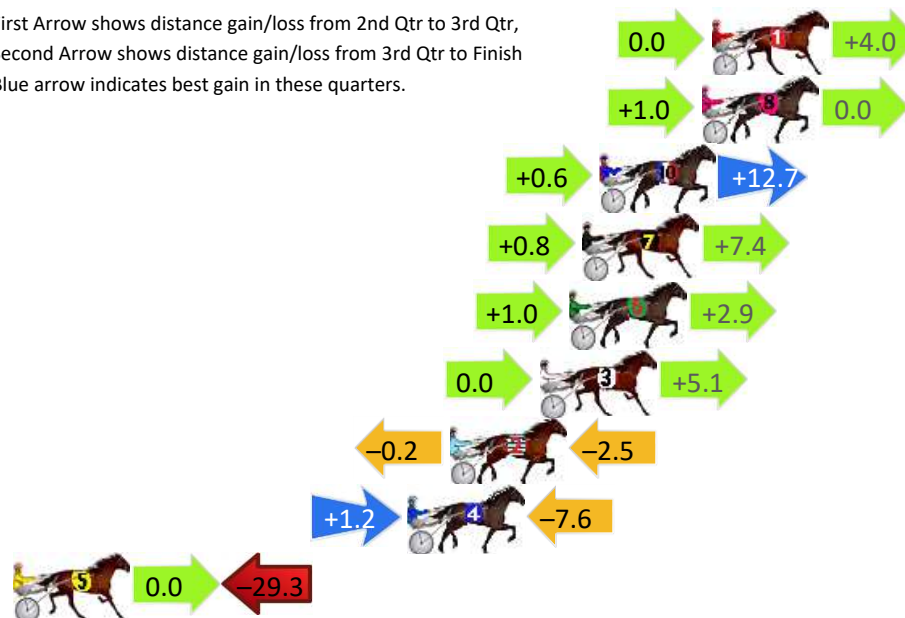
Gross Time: 1:51.60 MileRate: 1:51.60 LeadTime: 0.00s First Qtr: 26.80s Second Qtr: 28.90s Third Qtr: 28.00s Fourth Qtr: 27.90s

DATA TABLE: 800 / 400 Posi's are position from leader and (how wide the horse was at that position)

NoHorse	Plc	Mar	800 Posi	400 Posi	Time	3rd Qtr	4th Qt
1 LENNETH	1	0.0m	4.0m (0)	4.0m (0)	1:51.60	28.00s	27.62s
8 PABLO ROCKS	2	0.4m	1.4m (1)	0.4m (1)	1:51.63	27.93s	27.90s
10 VINKE B	3	4.5m	17.8m (1)	17.2m (1)	1:51.93	27.96s	27.02s
7 RED REACTOR	4	5.2m	13.4m (1)	12.6m (1)	1:51.98	27.94s	27.39s
6 LETS TURN IT ON	5	5.7m	9.6m (1)	8.6m (1)	1:52.02	27.93s	27.70s
3 TAPAGANOOSH	6	6.9m	12.0m (0)	12.0m (0)	1:52.11	28.00s	27.55s
2 GUARANTEED END	7	10.5m	7.8m (0)	8.0m (0)	1:52.37	28.01s	28.07s
4 FLYING COLOURS	8	12.2m	5.8m (1)	4.6m (1)	1:52.49	27.92s	28.43s
5 OFF THE CHARTS	9	29.3m	0.0m (0)	0.0m (0)	1:53.75	28.00s	29.93s


Finish Position and metres gained

First Arrow shows distance gain/loss from 2nd Qtr to 3rd Qtr,
Second Arrow shows distance gain/loss from 3rd Qtr to Finish
Blue arrow indicates best gain in these quarters.



800

Visual positions in race at 2nd Quarter



400

Visual positions in race at 3rd Quarter

Menangle Race 2 Distance 1609m

Saturday, 31 January 2026

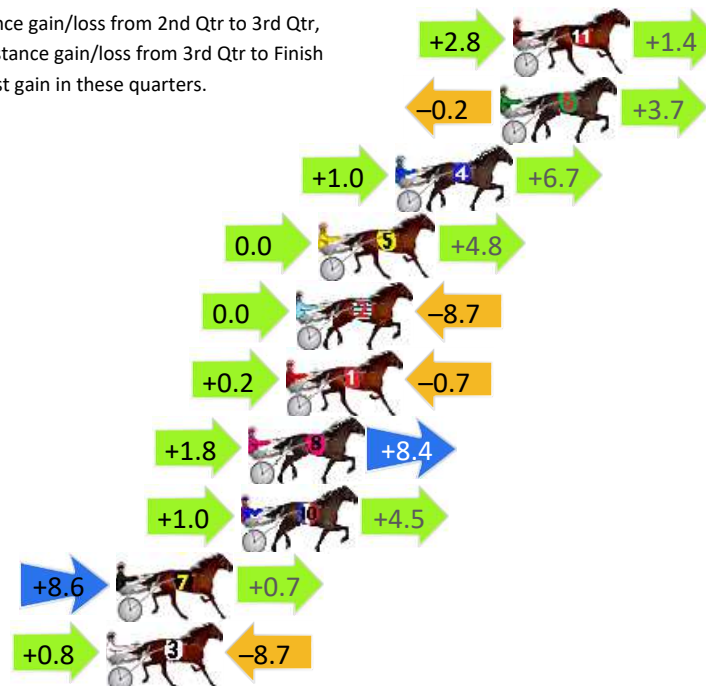
Gross Time: 1:50.80 MileRate: 1:50.80 LeadTime: 0.00s First Qtr: 27.00s Second Qtr: 28.70s Third Qtr: 27.40s Fourth Qtr: 27.70s

DATA TABLE: 800 / 400 Posi's are position from leader and (how wide the horse was at that position)

NoHorse	Plc	Mar	800 Posi	400 Posi	Time	3rd Qtr	4th Qt
11 STILL ROLLIN	1	0.0m	4.2m (1)	1.4m (1)	1:50.80	27.21s	27.60s
6 DOUGS FLAME	2	0.5m	4.0m (0)	4.2m (0)	1:50.84	27.42s	27.45s
4 HES A MEISTER	3	4.7m	12.4m (1)	11.4m (2)	1:51.14	27.33s	27.24s
5 ROCLEA IMAGE	4	7.8m	12.6m (0)	12.6m (0)	1:51.37	27.40s	27.37s
2 CLASSIC ELEGANCE	5	8.7m	0.0m (0)	0.0m (0)	1:51.43	27.40s	28.30s
1 ITZMINEONTHELINE	6	9.1m	8.6m (0)	8.4m (0)	1:51.46	27.39s	27.75s
8 ROYAL DIVISION	7	10.6m	20.8m (1)	19.0m (3)	1:51.57	27.28s	27.12s
10 DUKES CHOICE	8	10.9m	16.4m (1)	15.4m (2)	1:51.59	27.33s	27.39s
7 JORGE STREET	9	15.9m	25.2m (0)	16.6m (0)	1:51.96	26.81s	27.65s
3 CAULONIA COURAGE	10	16.3m	8.4m (1)	7.6m (1)	1:51.99	27.34s	28.30s

Finish Position and metres gained

First Arrow shows distance gain/loss from 2nd Qtr to 3rd Qtr,
Second Arrow shows distance gain/loss from 3rd Qtr to Finish
Blue arrow indicates best gain in these quarters.



Visual positions in race at 2nd Quarter

800



Visual positions in race at 3rd Quarter

400

Menangle Race 3 Distance 1609m

Saturday, 31 January 2026


Gross Time: 1:52.60 MileRate: 1:52.60 LeadTime: 0.00s First Qtr: 27.90s Second Qtr: 29.50s Third Qtr: 28.50s Fourth Qtr: 26.70s

DATA TABLE: 800 / 400 Posi's are position from leader and (how wide the horse was at that position)

NoHorse	Plc	Mar	800 Posi	400 Posi	Time	3rd Qtr	4th Qt
8 SINALOA	1	0.0m	15.6m (1)	13.8m (2)	1:52.60	28.35s	25.78s
2 PERFECT STRANGER	2	2.1m	4.0m (0)	3.8m (0)	1:52.75	28.48s	26.59s
5 MCWIZARD	3	3.3m	7.8m (1)	4.4m (2)	1:52.83	28.26s	26.63s
6 BUSINESS IN HEAVEN	4	4.4m	11.8m (1)	9.8m (2)	1:52.91	28.35s	26.34s
10 OUR GEORGE BOSTON	5	11.8m	16.0m (0)	15.6m (0)	1:53.43	28.46s	26.45s
1 FIFTEEN ACES	6	16.2m	8.0m (0)	7.8m (0)	1:53.74	28.51s	27.26s
3 JETTER SON	7	19.6m	0.0m (0)	0.0m (0)	1:53.98	28.54s	28.00s
7 ULTIMATE CRUZA	8	20.6m	3.6m (1)	3.6m (1)	1:54.05	28.54s	27.83s
4 THE GREEK GENERAL	9	22.2m	12.0m (0)	11.6m (1)	1:54.16	28.50s	27.40s
11 FLO RYDA	10	25.0m	20.0m (0)	19.6m (0)	1:54.36	28.48s	27.06s

Finish Position and metres gained

First Arrow shows distance gain/loss from 2nd Qtr to 3rd Qtr, Second Arrow shows distance gain/loss from 3rd Qtr to Finish Blue arrow indicates best gain in these quarters.



800

Visual positions in race at 2nd Quarter



400

Visual positions in race at 3rd Quarter



Powered by



Harness Analyser

Sectional Analysis Software

Not just form | Free Trial

www.facebook.com/PJHarnessRacing



RISE Digital, Harness Racing Australia nor the provider accepts any responsibility for the completeness or accuracy of any of the information contained herein, and makes no representations about its suitability for any particular purpose. Users should make their own judgements about those matters and/or seek independent advice. You assume all risks associated with use of data provided on this page

Menangle Race 4 Distance 1609m

Saturday, 31 January 2026


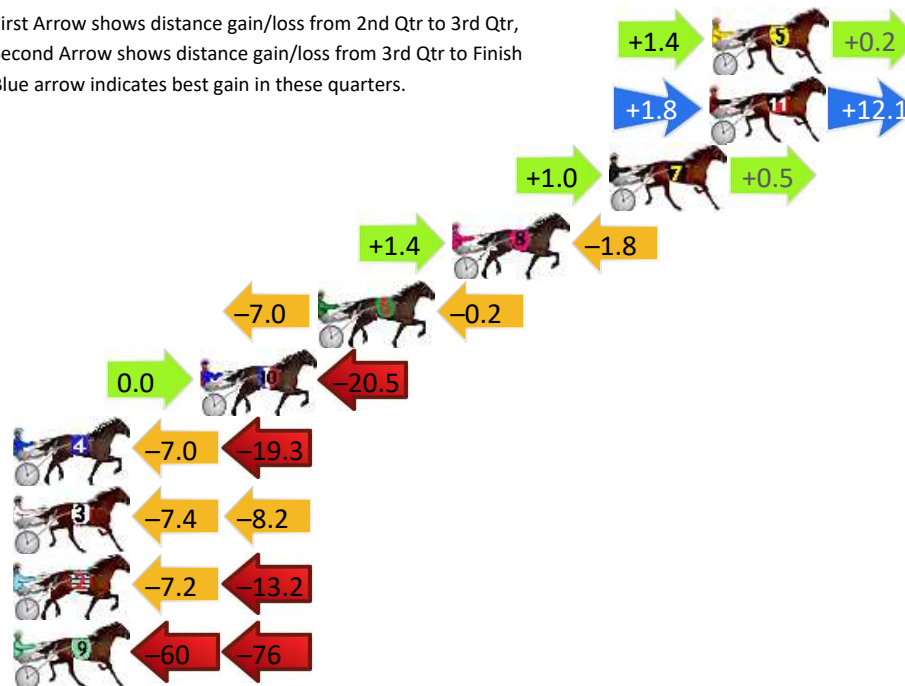
Gross Time: 1:50.20 MileRate: 1:50.20 LeadTime: 0.00s First Qtr: 26.60s Second Qtr: 29.00s Third Qtr: 27.00s Fourth Qtr: 27.60s

DATA TABLE: 800 / 400 Posi's are position from leader and (how wide the horse was at that position)

No	Horse	Plc	Mar	800 Posi	400 Posi	Time	3rd Qtr	4th Qt
5	JOANS RISING STAR	1	0.0m	1.6m (1)	0.2m (1)	1:50.20	26.91s	27.59s
11	GIPSY PRINCESS	2	0.1m	14.0m (1)	12.2m (2)	1:50.21	26.89s	26.77s
7	SKY BLU	3	4.1m	5.6m (1)	4.6m (1)	1:50.50	26.93s	27.57s
8	SALLY BIGTIME	4	10.4m	10.0m (1)	8.6m (1)	1:50.96	26.90s	27.72s
6	VIN NUMBER	5	15.8m	8.6m (0)	15.6m (0)	1:51.35	27.47s	27.61s
10	WHILEMENA RITA	6	20.5m	0.0m (0)	0.0m (0)	1:51.69	26.98s	29.01s
4	DELIGHTFUL STAR	7	30.7m	4.4m (0)	11.4m (0)	1:52.43	27.46s	28.92s
3	FREEDOM ART	8	32.0m	16.4m (0)	23.8m (0)	1:52.52	27.50s	28.16s
2	CHARLIES ACE	9	32.8m	12.4m (0)	19.6m (0)	1:52.58	27.48s	28.51s
9	MISSAUDACIOUS	10	495.1m	360.0m (0)	420.0m (0)	2:26.15	31.02s	32.75s

Finish Position and metres gained

First Arrow shows distance gain/loss from 2nd Qtr to 3rd Qtr,
Second Arrow shows distance gain/loss from 3rd Qtr to Finish
Blue arrow indicates best gain in these quarters.



Menangle Race 5 Distance 2300m

Saturday, 31 January 2026


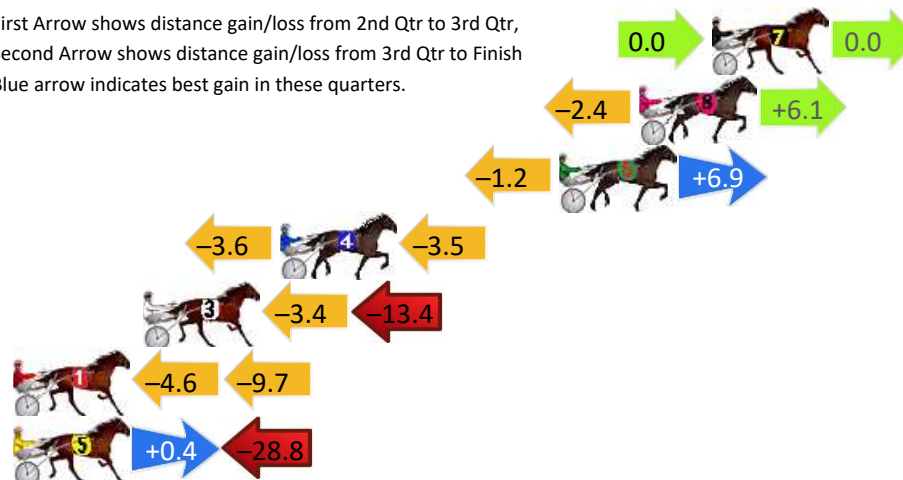
Gross Time: 2:50.50 MileRate: 1:58.80 LeadTime: 51.70s First Qtr: 31.90s Second Qtr: 30.50s Third Qtr: 27.70s Fourth Qtr: 28.70s

DATA TABLE: 800 / 400 Posi's are position from leader and (how wide the horse was at that position)

NoHorse	Plc	Mar	800 Posi	400 Posi	Time	3rd Qtr	4th Qt
7 RAKERO BLAZE	1	0.0m	0.0m (0)	0.0m (0)	2:50.50	27.70s	28.70s
8 CONSTANTINOPLE	2	2.9m	6.6m (1)	9.0m (1)	2:50.72	27.88s	28.26s
6 SPEEDY LOVER	3	6.1m	11.8m (1)	13.0m (1)	2:50.96	27.79s	28.21s
4 AFFAIRE DE COVER	4	17.3m	10.2m (0)	13.8m (0)	2:51.80	27.95s	28.95s
3 SUNNY GEE	5	22.8m	6.0m (0)	9.4m (0)	2:52.22	27.92s	29.66s
1 HES A HAMMER	6	29.5m	15.2m (0)	19.8m (0)	2:52.72	28.01s	29.39s
5 PESCO POLLO	7	30.0m	1.6m (1)	1.2m (1)	2:52.76	27.64s	30.75s

Finish Position and metres gained

First Arrow shows distance gain/loss from 2nd Qtr to 3rd Qtr,
Second Arrow shows distance gain/loss from 3rd Qtr to Finish
Blue arrow indicates best gain in these quarters.



800

Visual positions in race at 2nd Quarter



400

Visual positions in race at 3rd Quarter



Powered by



Harness Analyser

Sectional Analysis Software

Not just form | Free Trial

www.facebook.com/PJHarnessRacing



RISE Digital, Harness Racing Australia nor the provider accepts any responsibility for the completeness or accuracy of any of the information contained herein, and makes no representations about its suitability for any particular purpose. Users should make their own judgements about those matters and/or seek independent advice. You assume all risks associated with use of data provided on this page

Menangle Race 6 Distance 1609m

Saturday, 31 January 2026

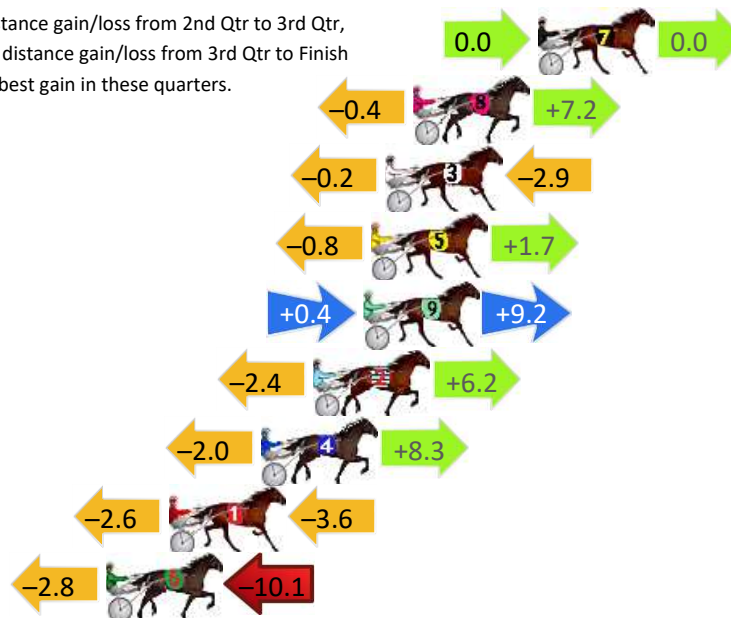
Gross Time: 1:50.70 MileRate: 1:50.70 LeadTime: 0.00s First Qtr: 25.80s Second Qtr: 28.90s Third Qtr: 27.70s Fourth Qtr: 28.30s

DATA TABLE: 800 / 400 Posi's are position from leader and (how wide the horse was at that position)

NoHorse	Plc	Mar	800 Posi	400 Posi	Time	3rd Qtr	4th Qt
7 CRAFTMANS CHARLIE	1	0.0m	0.0m (0)	0.0m (0)	1:50.70	27.70s	28.30s
8 UNFAZED	2	5.0m	11.8m (1)	12.2m (2)	1:51.07	27.73s	27.79s
3 BEACH BALL	3	6.1m	3.0m (1)	3.2m (1)	1:51.15	27.71s	28.50s
5 PETES SAID SO	4	6.7m	7.6m (1)	8.4m (1)	1:51.20	27.76s	28.18s
9 VAN BASTEN	5	7.0m	16.6m (1)	16.2m (2)	1:51.22	27.68s	27.65s
2 PROMISING	6	9.0m	12.8m (0)	15.2m (0)	1:51.37	27.87s	27.86s
4 OUR VINCENT CAN GOGH	7	11.1m	17.4m (0)	19.4m (0)	1:51.53	27.85s	27.72s
1 CAPTAIN BELLASARIO	8	14.8m	8.6m (0)	11.2m (0)	1:51.80	27.88s	28.55s
6 WHERE'S THE GOLD	9	17.3m	4.4m (0)	7.2m (0)	1:51.99	27.89s	29.01s

Finish Position and metres gained

First Arrow shows distance gain/loss from 2nd Qtr to 3rd Qtr,
Second Arrow shows distance gain/loss from 3rd Qtr to Finish
Blue arrow indicates best gain in these quarters.



800

Visual positions in race at 2nd Quarter



400

Visual positions in race at 3rd Quarter



Powered by



Harness Analyser

Sectional Analysis Software

Not just form | Free Trial

www.facebook.com/PJHarnessRacing



RISE Digital, Harness Racing Australia nor the provider accepts any responsibility for the completeness or accuracy of any of the information contained herein, and makes no representations about its suitability for any particular purpose. Users should make their own judgements about those matters and/or seek independent advice. You assume all risks associated with use of data provided on this page

Menangle Race 7 Distance 1609m

Saturday, 31 January 2026

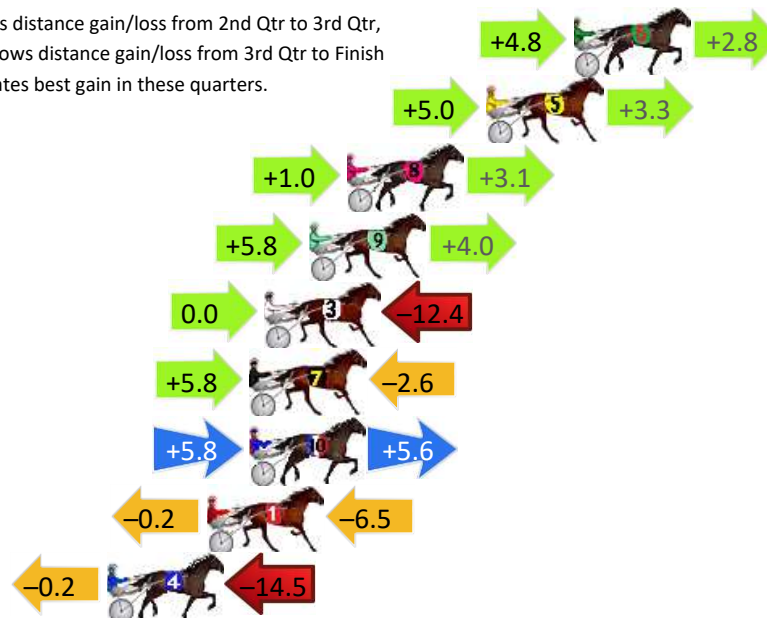
Gross Time: 1:52.70 MileRate: 1:52.70 LeadTime: 0.00s First Qtr: 27.30s Second Qtr: 29.80s Third Qtr: 28.40s Fourth Qtr: 27.20s

DATA TABLE: 800 / 400 Posi's are position from leader and (how wide the horse was at that position)

NoHorse	Plc	Mar	800 Posi	400 Posi	Time	3rd Qtr	4th Qt
6 MONTEFIORE	1	0.0m	7.6m (1)	2.8m (1)	1:52.70	28.06s	27.01s
5 OZZIE PUNTA	2	3.5m	11.8m (1)	6.8m (1)	1:52.95	28.05s	26.98s
8 MR TEDDY	3	9.1m	13.2m (0)	12.2m (1)	1:53.35	28.33s	26.99s
9 CASH AND BLING	4	10.6m	20.4m (1)	14.6m (2)	1:53.46	27.99s	26.93s
3 DUTY OF CARE	5	12.4m	0.0m (0)	0.0m (0)	1:53.59	28.42s	28.04s
7 DESTINY STRIDE	6	13.0m	16.2m (1)	10.4m (2)	1:53.63	28.00s	27.38s
10 ROMANEE	7	13.0m	24.4m (1)	18.6m (2)	1:53.63	27.99s	26.82s
1 PALATINO	8	14.7m	8.0m (0)	8.2m (0)	1:53.75	28.42s	27.64s
4 GIVE ME A MINUTE	9	18.7m	4.0m (0)	4.2m (0)	1:54.04	28.44s	28.18s

Finish Position and metres gained

First Arrow shows distance gain/loss from 2nd Qtr to 3rd Qtr,
Second Arrow shows distance gain/loss from 3rd Qtr to Finish
Blue arrow indicates best gain in these quarters.



Visual positions in race at 2nd Quarter

800



Visual positions in race at 3rd Quarter

400



Powered by



Harness Analyser

Sectional Analysis Software

Not just form | Free Trial

www.facebook.com/PJHarnessRacing



RISE Digital, Harness Racing Australia nor the provider accepts any responsibility for the completeness or accuracy of any of the information contained herein, and makes no representations about its suitability for any particular purpose. Users should make their own judgements about those matters and/or seek independent advice. You assume all risks associated with use of data provided on this page

Menangle Race 8 Distance 1609m

Saturday, 31 January 2026

Gross Time: 1:51.80 MileRate: 1:51.80 LeadTime: 0.00s First Qtr: 27.20s Second Qtr: 27.90s Third Qtr: 27.40s Fourth Qtr: 29.40s

DATA TABLE: 800 / 400 Posi's are position from leader and (how wide the horse was at that position)

No	Horse	Plc	Mar	800 Posi	400 Posi	Time	3rd Qtr	4th Qt
9	KING TIGER	1	0.0m	17.4m (0)	22.4m (0)	1:51.80	27.81s	27.76s
8	AMERICAN HAMMER	2	0.2m	0.0m (0)	0.0m (0)	1:51.82	27.40s	29.41s
3	KATES VIRTUE	3	1.1m	18.2m (1)	12.4m (1)	1:51.88	27.02s	28.57s
4	DELIGHTFUL CHARM	4	3.9m	4.4m (0)	8.4m (0)	1:52.10	27.69s	29.07s
5	TIL HEAVENS ROCKN	5	6.1m	24.0m (1)	22.6m (1)	1:52.27	27.34s	28.19s
7	ONE FOR THE RODI	6	8.5m	28.4m (1)	26.6m (1)	1:52.46	27.32s	28.08s
2	GOODTIME BRAVO	7	8.7m	13.0m (0)	18.2m (0)	1:52.47	27.79s	28.71s
1	STORMTIDE	8	11.3m	8.6m (0)	12.4m (0)	1:52.67	27.67s	29.32s
10	JOGALONG BLUE	9	25.0m	34.2m (0)	29.8m (0)	1:53.73	27.10s	29.05s
6	RUDY GEE	10	56.3m	41.2m (0)	42.0m (0)	1:56.14	27.42s	30.45s

Finish Position and metres gained

First Arrow shows distance gain/loss from 2nd Qtr to 3rd Qtr, Second Arrow shows distance gain/loss from 3rd Qtr to Finish Blue arrow indicates best gain in these quarters.

