

# Goulburn Race 1 Distance 1710m

Sunday, 1 February 2026

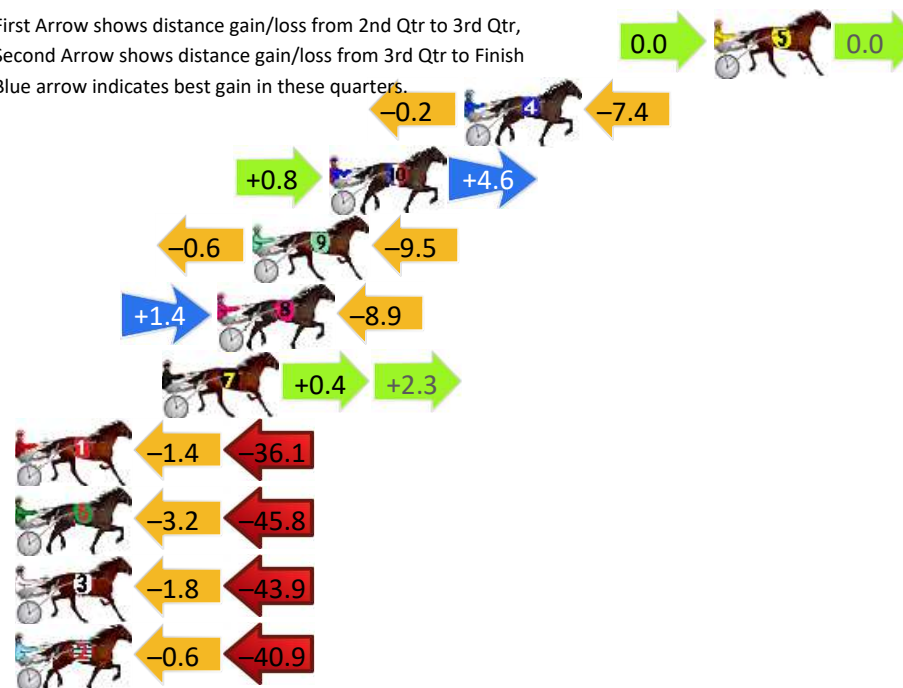
Gross Time: 2:04.00 MileRate: 1:56.70 LeadTime: 6.70s First Qtr: 29.80s Second Qtr: 29.00s Third Qtr: 28.80s Fourth Qtr: 29.70s

DATA TABLE: 800 / 400 Posi's are position from leader and (how wide the horse was at that position)

| NoHorse              | Plc | Mar   | 800 Posi  | 400 Posi  | Time    | 3rd Qtr | 4th Qt |
|----------------------|-----|-------|-----------|-----------|---------|---------|--------|
| 5 GO COLOUR MY WORLD | 1   | 0.0m  | 0.0m (0)  | 0.0m (0)  | 2:04.00 | 28.80s  | 29.70s |
| 4 THE BANKER         | 2   | 10.0m | 2.4m (1)  | 2.6m (1)  | 2:04.78 | 28.81s  | 30.25s |
| 10 PENCIL ME IN      | 3   | 15.4m | 20.8m (1) | 20.0m (5) | 2:05.20 | 28.75s  | 29.36s |
| 9 MICTON MOUSE       | 4   | 18.5m | 8.4m (0)  | 9.0m (1)  | 2:05.44 | 28.83s  | 30.40s |
| 8 BENTLY BULLET      | 5   | 19.9m | 12.4m (0) | 11.0m (0) | 2:05.55 | 28.69s  | 30.36s |
| 7 CHRISSY EVE        | 6   | 22.1m | 24.8m (1) | 24.4m (5) | 2:05.72 | 28.77s  | 29.53s |
| 1 MILLYANO           | 7   | 41.9m | 4.4m (0)  | 5.8m (0)  | 2:07.26 | 28.86s  | 32.37s |
| 6 GOODTIME MIKI      | 8   | 56.6m | 7.6m (1)  | 10.8m (2) | 2:08.41 | 28.98s  | 33.08s |
| 3 RAINBOWSEND        | 9   | 57.5m | 11.8m (1) | 13.6m (3) | 2:08.48 | 28.88s  | 32.94s |
| 2 ANGELIC ATTITUDE   | 10  | 57.5m | 16.0m (1) | 16.6m (4) | 2:08.48 | 28.80s  | 32.72s |


## Finish Position and metres gained

First Arrow shows distance gain/loss from 2nd Qtr to 3rd Qtr, Second Arrow shows distance gain/loss from 3rd Qtr to Finish  
Blue arrow indicates best gain in these quarters.



800

Visual positions in race at 2nd Quarter



400

Visual positions in race at 400m



Powered by



Harness Analyser

Sectional Analysis Software

Not just form | Free Trial

[www.facebook.com/PJHarnessRacing](http://www.facebook.com/PJHarnessRacing)



RISE Digital, Harness Racing Australia nor the provider accepts any responsibility for the completeness or accuracy of any of the information contained herein, and makes no representations about its suitability for any particular purpose. Users should make their own judgements about those matters and/or seek independent advice. You assume all risks associated with use of data provided on this page

# Goulburn Race 2 Distance 2240m

Sunday, 1 February 2026


Gross Time: 2:51.70 MileRate: 2:03.40 LeadTime: 48.80s First Qtr: 33.50s Second Qtr: 30.30s Third Qtr: 28.70s Fourth Qtr: 30.40s

DATA TABLE: 800 / 400 Posi's are position from leader and (how wide the horse was at that position)

| No | Horse              | Plc | Mar   | 800 Posi  | 400 Posi  | Time    | 3rd Qtr | 4th Qt |
|----|--------------------|-----|-------|-----------|-----------|---------|---------|--------|
| 5  | JUNGLE EYES        | 1   | 0.0m  | 0.0m (0)  | 0.0m (0)  | 2:51.70 | 28.70s  | 30.40s |
| 3  | VALLEY STAR        | 2   | 2.5m  | 11.2m (0) | 10.4m (1) | 2:51.90 | 28.66s  | 29.80s |
| 4  | OUR MARVELLA       | 3   | 5.9m  | 6.8m (0)  | 8.4m (0)  | 2:52.17 | 28.82s  | 30.21s |
| 1  | CHIEF RUNNINGCLOUD | 4   | 11.6m | 15.6m (0) | 15.6m (0) | 2:52.62 | 28.71s  | 30.10s |
| 6  | MAXIMUS MERIDIUS   | 5   | 13.6m | 3.4m (1)  | 3.4m (1)  | 2:52.78 | 28.68s  | 31.17s |
| 2  | LAST CLANSMAN      | 6   | 14.1m | 17.2m (1) | 13.0m (2) | 2:52.82 | 28.39s  | 30.48s |
| 7  | TOP OF THE MOMENT  | 7   | 19.4m | 7.4m (1)  | 3.8m (2)  | 2:53.24 | 28.40s  | 31.58s |
| 8  | YOUR MAJESTY       | 8   | 32.8m | 11.4m (1) | 7.8m (2)  | 2:54.31 | 28.38s  | 32.29s |

## Finish Position and metres gained

First Arrow shows distance gain/loss from 2nd Qtr to 3rd Qtr, Second Arrow shows distance gain/loss from 3rd Qtr to Finish  
Blue arrow indicates best gain in these quarters.



800

Visual positions in race at 2nd Quarter



400

Visual positions in race at 3rd Quarter



Powered by



Harness Analyser

Sectional Analysis Software

Not just form | Free Trial

[www.facebook.com/PJHarnessRacing](http://www.facebook.com/PJHarnessRacing)



RISE Digital, Harness Racing Australia nor the provider accepts any responsibility for the completeness or accuracy of any of the information contained herein, and makes no representations about its suitability for any particular purpose. Users should make their own judgements about those matters and/or seek independent advice. You assume all risks associated with use of data provided on this page

# Goulburn Race 3 Distance 1710m

Sunday, 1 February 2026

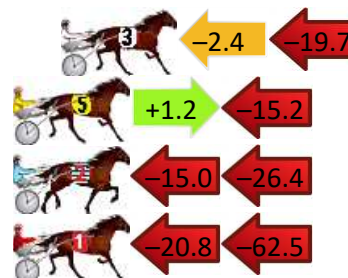
Gross Time: 2:01.40 MileRate: 1:54.20 LeadTime: 6.50s First Qtr: 29.30s Second Qtr: 30.00s Third Qtr: 26.30s Fourth Qtr: 29.30s

DATA TABLE: 800 / 400 Posi's are position from leader and (how wide the horse was at that position)

| NoHorse           | Plc | Mar    | 800 Posi  | 400 Posi  | Time    | 3rd Qtr | 4th Qt |
|-------------------|-----|--------|-----------|-----------|---------|---------|--------|
| 6 FRIZZA          | 1   | 0.0m   | 0.0m (0)  | 0.0m (0)  | 2:01.40 | 26.30s  | 29.30s |
| 7 NOCTURNAL       | 2   | 0.4m   | 15.2m (1) | 10.8m (0) | 2:01.43 | 26.03s  | 28.54s |
| 3 FORTUNA STRIDE  | 3   | 26.1m  | 4.0m (0)  | 6.4m (0)  | 2:03.41 | 26.39s  | 30.73s |
| 5 LOOKMEOVER      | 4   | 33.8m  | 19.8m (1) | 18.6m (0) | 2:04.00 | 26.16s  | 30.41s |
| 2 BILLS SWAN SONG | 5   | 52.4m  | 11.0m (0) | 26.0m (0) | 2:05.43 | 27.24s  | 31.22s |
| 1 EYES OFF TIGER  | 6   | 102.5m | 19.2m (0) | 40.0m (0) | 2:09.28 | 27.50s  | 33.85s |

## Finish Position and metres gained

First Arrow shows distance gain/loss from 2nd Qtr to 3rd Qtr,  
Second Arrow shows distance gain/loss from 3rd Qtr to Finish  
Blue arrow indicates best gain in these quarters.



800

Visual positions in race at 2nd Quarter



400

Visual positions in race at 3rd Quarter



Powered by



Harness Analyser

Sectional Analysis Software

Not just form | Free Trial

[www.facebook.com/PJHarnessRacing](https://www.facebook.com/PJHarnessRacing)



RISE Digital, Harness Racing Australia nor the provider accepts any responsibility for the completeness or accuracy of any of the information contained herein, and makes no representations about its suitability for any particular purpose. Users should make their own judgements about those matters and/or seek independent advice. You assume all risks associated with use of data provided on this page

# Goulburn Race 4 Distance 1710m

Sunday, 1 February 2026



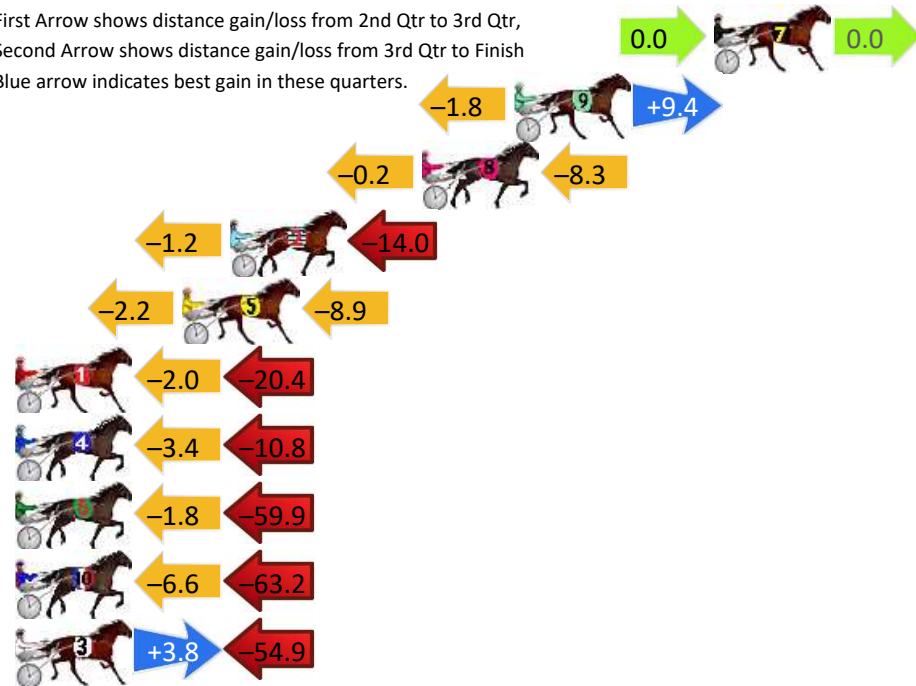
Gross Time: 2:04.30 MileRate: 1:56.90 LeadTime: 6.70s First Qtr: 30.00s Second Qtr: 29.90s Third Qtr: 27.80s Fourth Qtr: 29.90s

DATA TABLE: 800 / 400 Posi's are position from leader and (how wide the horse was at that position)

| No | Horse             | Plc | Mar   | 800 Posi  | 400 Posi  | Time    | 3rd Qtr | 4th Qt |
|----|-------------------|-----|-------|-----------|-----------|---------|---------|--------|
| 7  | EMPEROR           | 1   | 0.0m  | 0.0m (0)  | 0.0m (0)  | 2:04.30 | 27.80s  | 29.90s |
| 9  | IM JUST SAYIN     | 2   | 8.0m  | 15.6m (0) | 17.4m (0) | 2:04.93 | 27.95s  | 29.20s |
| 8  | WARRAWEEES SHOUT  | 3   | 11.7m | 3.2m (1)  | 3.4m (1)  | 2:05.22 | 27.79s  | 30.52s |
| 2  | STAY STRONG       | 4   | 19.4m | 4.2m (0)  | 5.4m (0)  | 2:05.82 | 27.85s  | 30.94s |
| 5  | THAT WILL DO JILL | 5   | 21.3m | 10.2m (1) | 12.4m (1) | 2:05.97 | 27.93s  | 30.56s |
| 1  | YANKEE BABE       | 6   | 32.6m | 10.2m (0) | 12.2m (0) | 2:06.85 | 27.89s  | 31.42s |
| 4  | NAVIE JO          | 7   | 33.6m | 19.4m (1) | 22.8m (0) | 2:06.93 | 28.02s  | 30.70s |
| 6  | RAREPINKDIAMOND   | 8   | 84.1m | 22.4m (0) | 24.2m (2) | 2:10.89 | 27.77s  | 34.35s |
| 10 | TEDDY ZING        | 9   | 85.0m | 15.2m (1) | 21.8m (1) | 2:10.96 | 28.11s  | 34.60s |
| 3  | TAMDOKK           | 10  | 85.1m | 34.0m (0) | 30.2m (0) | 2:10.97 | 27.38s  | 33.98s |

## Finish Position and metres gained

First Arrow shows distance gain/loss from 2nd Qtr to 3rd Qtr,  
Second Arrow shows distance gain/loss from 3rd Qtr to Finish  
Blue arrow indicates best gain in these quarters.



Powered by



Harness Analyser

Sectional Analysis Software

Not just form | Free Trial

[www.facebook.com/PJHarnessRacing](http://www.facebook.com/PJHarnessRacing)



RISE Digital, Harness Racing Australia nor the provider accepts any responsibility for the completeness or accuracy of any of the information contained herein, and makes no representations about its suitability for any particular purpose. Users should make their own judgements about those matters and/or seek independent advice. You assume all risks associated with use of data provided on this page



# Goulburn Race 5 Distance 1710m

Sunday, 1 February 2026

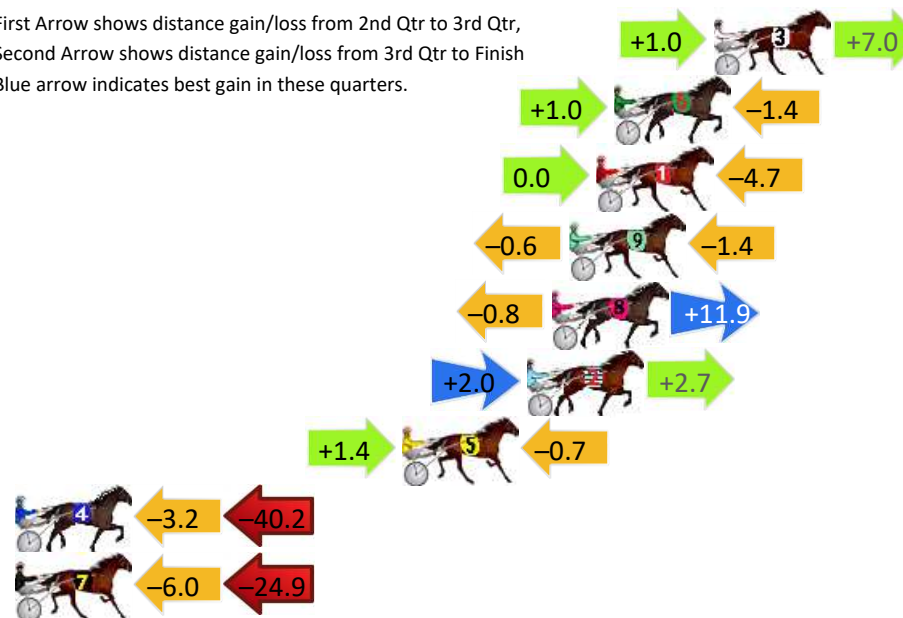
Gross Time: 2:03.50 MileRate: 1:56.20 LeadTime: 6.70s First Qtr: 28.10s Second Qtr: 29.60s Third Qtr: 29.70s Fourth Qtr: 29.40s

DATA TABLE: 800 / 400 Posi's are position from leader and (how wide the horse was at that position)

| No | Horse             | Plc | Mar   | 800 Posi  | 400 Posi  | Time    | 3rd Qtr | 4th Qt |
|----|-------------------|-----|-------|-----------|-----------|---------|---------|--------|
| 3  | LEXYS ON SONG     | 1   | 0.0m  | 8.0m (0)  | 7.0m (1)  | 2:03.50 | 29.62s  | 28.89s |
| 6  | JAKOB             | 2   | 4.0m  | 3.6m (1)  | 2.6m (1)  | 2:03.81 | 29.63s  | 29.50s |
| 1  | HIGHLANDS WARRIOR | 3   | 4.7m  | 0.0m (0)  | 0.0m (0)  | 2:03.86 | 29.70s  | 29.74s |
| 9  | SURF ACE          | 4   | 5.8m  | 3.8m (0)  | 4.4m (0)  | 2:03.95 | 29.74s  | 29.50s |
| 8  | SNAKE OIL         | 5   | 6.5m  | 17.6m (1) | 18.4m (1) | 2:04.00 | 29.75s  | 28.53s |
| 2  | FREASON           | 6   | 7.5m  | 12.2m (0) | 10.2m (0) | 2:04.08 | 29.55s  | 29.20s |
| 5  | DONNIE MAC        | 7   | 12.5m | 13.2m (1) | 11.8m (2) | 2:04.46 | 29.60s  | 29.45s |
| 4  | FRESH PRINCE      | 8   | 51.6m | 8.2m (1)  | 11.4m (1) | 2:07.48 | 29.95s  | 32.34s |
| 7  | ETERNAL GOLD      | 9   | 53.9m | 23.0m (1) | 29.0m (0) | 2:07.66 | 30.15s  | 31.22s |


## Finish Position and metres gained

First Arrow shows distance gain/loss from 2nd Qtr to 3rd Qtr,  
Second Arrow shows distance gain/loss from 3rd Qtr to Finish  
Blue arrow indicates best gain in these quarters.



800

Visual positions in race at 2nd Quarter



400

Visual positions in race at 3rd Quarter



Powered by



Harness Analyser

Sectional Analysis Software

Not just form | Free Trial

[www.facebook.com/PJHarnessRacing](http://www.facebook.com/PJHarnessRacing)



RISE Digital, Harness Racing Australia nor the provider accepts any responsibility for the completeness or accuracy of any of the information contained herein, and makes no representations about its suitability for any particular purpose. Users should make their own judgements about those matters and/or seek independent advice. You assume all risks associated with use of data provided on this page

# Goulburn Race 6 Distance 2240m

Sunday, 1 February 2026



Gross Time: 2:46.40 MileRate: 1:59.50 LeadTime: 47.20s First Qtr: 32.40s Second Qtr: 30.60s Third Qtr: 27.50s Fourth Qtr: 28.70s

DATA TABLE: 800 / 400 Posi's are position from leader and (how wide the horse was at that position)

| NoHorse           | Plc | Mar   | 800 Posi  | 400 Posi  | Time    | 3rd Qtr | 4th Qt |
|-------------------|-----|-------|-----------|-----------|---------|---------|--------|
| 10 PRECISE        | 1   | 0.0m  | 2.4m (1)  | 0.0m (1)  | 2:46.40 | 27.33s  | 28.70s |
| 2 REFUSAL         | 2   | 0.2m  | 5.6m (0)  | 4.0m (1)  | 2:46.42 | 27.39s  | 28.43s |
| 3 SIREN SEA       | 3   | 0.4m  | 10.4m (1) | 2.4m (2)  | 2:46.43 | 26.94s  | 28.56s |
| 9 MIKI BE GOOD    | 4   | 1.4m  | 14.6m (2) | 3.8m (3)  | 2:46.51 | 26.75s  | 28.53s |
| 8 TUKAHA          | 5   | 4.3m  | 21.0m (2) | 6.4m (2)  | 2:46.72 | 26.48s  | 28.55s |
| 11 MESSERATI      | 6   | 6.2m  | 18.4m (1) | 11.2m (2) | 2:46.87 | 27.00s  | 28.34s |
| 7 MISTER BLUECHIP | 7   | 11.2m | 14.0m (0) | 14.0m (3) | 2:47.24 | 27.50s  | 28.50s |
| 4 ARK ALERT       | 8   | 15.9m | 6.4m (1)  | 8.6m (1)  | 2:47.60 | 27.64s  | 29.22s |
| 1 ANGUS FINN      | 9   | 19.8m | 0.0m (0)  | 0.4m (0)  | 2:47.89 | 27.50s  | 30.08s |
| 6 NOTHINGBUTWAVES | 10  | 32.1m | 9.8m (0)  | 11.6m (0) | 2:48.82 | 27.60s  | 30.16s |


## Finish Position and metres gained

First Arrow shows distance gain/loss from 2nd Qtr to 3rd Qtr,  
Second Arrow shows distance gain/loss from 3rd Qtr to Finish  
Blue arrow indicates best gain in these quarters.



800

Visual positions in race at 2nd Quarter



400

Visual positions in race at 3rd Quarter



Powered by



Harness Analyser

Sectional Analysis Software

Not just form | Free Trial

[www.facebook.com/PJHarnessRacing](http://www.facebook.com/PJHarnessRacing)



RISE Digital, Harness Racing Australia nor the provider accepts any responsibility for the completeness or accuracy of any of the information contained herein, and makes no representations about its suitability for any particular purpose. Users should make their own judgements about those matters and/or seek independent advice. You assume all risks associated with use of data provided on this page