

Wagga Riverina Race 1 Distance 1740m

Monday, 2 February 2026




Gross Time: 2:05.10 MileRate: 1:55.70 LeadTime: 8.40s First Qtr: 29.50s Second Qtr: 30.60s Third Qtr: 28.90s Fourth Qtr: 27.70s

DATA TABLE: 800 / 400 Posi's are position from leader and (how wide the horse was at that position)

No	Horse	Plc	Mar	800 Posi	400 Posi	Time	3rd Qtr	4th Qt
7	EBONY KARALTA	1	0.0m	0.0m (0)	0.0m (0)	2:05.10	28.90s	27.70s
3	KYCORDEN	2	14.9m	4.5m (0)	4.3m (0)	2:06.19	28.88s	28.49s
5	RYKER	3	23.4m	8.2m (1)	8.8m (1)	2:06.80	28.93s	28.78s
4	JOLTED LOVER	4	24.1m	8.9m (0)	9.1m (0)	2:06.86	28.90s	28.82s
8	BUBBLES ON THE BEACH	5	33.2m	3.5m (1)	4.0m (1)	2:07.52	28.93s	29.84s
6	SAPPHIRE BOY	6	38.3m	17.1m (1)	13.4m (1)	2:07.89	28.61s	29.55s
9	TINNY SMEDAD	7	45.4m	13.9m (0)	17.1m (0)	2:08.41	29.10s	29.81s
10	CHANCE TOWIN	8	51.8m	12.6m (1)	6.3m (2)	2:08.87	28.43s	31.03s
2	MUDSLINGER MONTY	9	107.6m	62.6m (0)	71.1m (0)	2:12.94	29.40s	30.54s

Finish Position and metres gained

First Arrow shows distance gain/loss from 2nd Qtr to 3rd Qtr, Second Arrow shows distance gain/loss from 3rd Qtr to Finish Blue arrow indicates best gain in these quarters.



Wagga Riverina Race 2 Distance 2270m

Monday, 2 February 2026


Gross Time: 2:45.70 MileRate: 1:57.50 LeadTime: 47.60s First Qtr: 30.70s Second Qtr: 30.40s Third Qtr: 28.00s Fourth Qtr: 29.00s

DATA TABLE: 800 / 400 Posi's are position from leader and (how wide the horse was at that position)

NoHorse	Plc	Mar	800 Posi	400 Posi	Time	3rd Qtr	4th Qt
8 JILLIBY RYDER	1	0.0m	0.0m (0)	0.0m (0)	2:45.70	28.00s	29.00s
2 BULLETIN	2	1.2m	4.3m (0)	4.0m (0)	2:45.79	27.98s	28.81s
1 LADY OF HOPE	3	1.3m	8.6m (0)	8.2m (0)	2:45.80	27.98s	28.52s
7 ELLAVA PACER	4	9.3m	13.6m (1)	11.3m (2)	2:46.41	27.85s	28.91s
6 ALWAYSATTHEBEACH	5	14.0m	9.3m (1)	7.3m (2)	2:46.77	27.87s	29.55s
9 KRISTYSGIRL	6	19.7m	13.2m (0)	13.8m (0)	2:47.20	28.06s	29.52s
4 FEELGOOD RAY	7	22.8m	0.7m (1)	1.1m (1)	2:47.43	28.03s	30.65s
3 RETURN SERVE	8	27.0m	5.0m (1)	7.6m (1)	2:47.75	28.19s	30.51s
5 RACING WRITER	9	28.5m	17.5m (0)	18.1m (1)	2:47.87	28.06s	29.89s

Finish Position and metres gained

First Arrow shows distance gain/loss from 2nd Qtr to 3rd Qtr,
Second Arrow shows distance gain/loss from 3rd Qtr to Finish
Blue arrow indicates best gain in these quarters.



800

Visual positions in race at 2nd Quarter



400

Visual positions in race at 3rd Quarter

Wagga Riverina Race 3 Distance 2270m

Monday, 2 February 2026



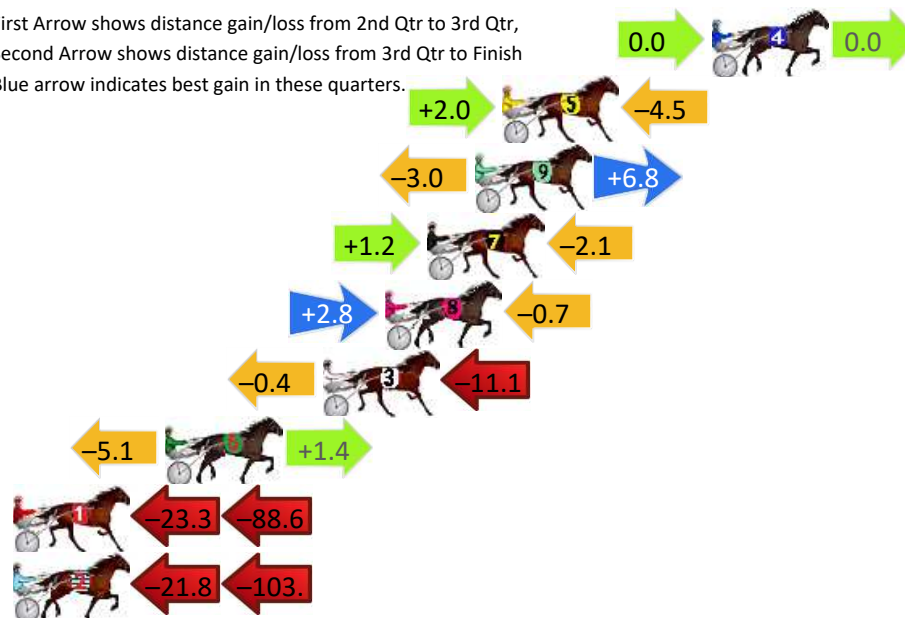
Gross Time: 2:45.90 MileRate: 1:57.60 LeadTime: 47.60s First Qtr: 31.00s Second Qtr: 30.00s Third Qtr: 27.80s Fourth Qtr: 29.50s

DATA TABLE: 800 / 400 Posi's are position from leader and (how wide the horse was at that position)

No	Horse	Plc	Mar	800 Posi	400 Posi	Time	3rd Qtr	4th Qt
4	FRENCH STREET	1	0.0m	0.0m (0)	0.0m (0)	2:45.90	27.80s	29.50s
5	SAVOY BALLROOM	2	8.4m	5.9m (1)	3.9m (1)	2:46.55	27.67s	29.87s
9	CAPTAIN DEEJAY	3	9.5m	13.3m (0)	16.3m (1)	2:46.63	28.04s	29.07s
7	LEWENDON	4	11.4m	10.5m (1)	9.3m (1)	2:46.78	27.73s	29.72s
8	ULTIMATE EGO	5	13.1m	15.2m (1)	12.4m (0)	2:46.91	27.63s	29.63s
3	COOGEE	6	15.6m	4.1m (0)	4.5m (0)	2:47.11	27.84s	30.39s
6	SPREAD THE FEAR	7	21.9m	18.2m (0)	23.3m (0)	2:47.59	28.20s	29.53s
1	HAITCH VEE TEE	8	120.9m	9.0m (0)	32.3m (0)	2:55.25	29.48s	36.55s
2	BETTORS MAGIC	9	308.4m	183.5m (0)	205.3m (0)	3:09.75	29.74s	38.73s

Finish Position and metres gained

First Arrow shows distance gain/loss from 2nd Qtr to 3rd Qtr,
Second Arrow shows distance gain/loss from 3rd Qtr to Finish
Blue arrow indicates best gain in these quarters.



Wagga Riverina Race 4 Distance 2270m

Monday, 2 February 2026

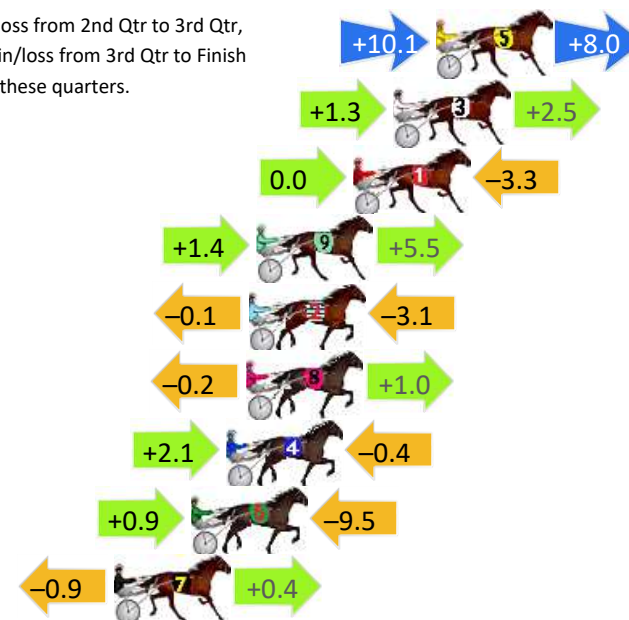
Gross Time: 2:48.60 MileRate: 1:59.50 LeadTime: 48.70s First Qtr: 31.30s Second Qtr: 30.40s Third Qtr: 29.90s Fourth Qtr: 28.30s

DATA TABLE: 800 / 400 Posi's are position from leader and (how wide the horse was at that position)

No	Horse	Plc	Mar	800 Posi	400 Posi	Time	3rd Qtr	4th Qt
5	BURTON	1	0.0m	18.1m (1)	8.0m (2)	2:48.60	29.13s	27.72s
3	UNCLE CRAIGO	2	1.7m	5.5m (1)	4.2m (1)	2:48.73	29.79s	28.13s
1	KEAYANG SANTIAGO	3	3.3m	0.0m (0)	0.0m (0)	2:48.85	29.90s	28.55s
9	HES A TERROR	4	7.2m	14.1m (1)	12.7m (1)	2:49.14	29.77s	27.92s
2	PIRANI PRINCESS	5	7.5m	4.3m (0)	4.4m (0)	2:49.16	29.90s	28.54s
8	BETTERTHANTHEBOYZ	6	7.6m	8.4m (0)	8.6m (0)	2:49.17	29.90s	28.25s
4	ROLL THE ACES	7	8.4m	10.1m (1)	8.0m (1)	2:49.22	29.73s	28.34s
6	FIFTYSHADESOFHAY	8	9.8m	1.2m (1)	0.3m (1)	2:49.33	29.83s	29.01s
7	ORAMA	9	12.9m	12.4m (0)	13.3m (0)	2:49.56	29.94s	28.30s

Finish Position and metres gained

First Arrow shows distance gain/loss from 2nd Qtr to 3rd Qtr, Second Arrow shows distance gain/loss from 3rd Qtr to Finish Blue arrow indicates best gain in these quarters.



800

Visual positions in race at 2nd Quarter



400

Visual positions in race at 3rd Quarter



Powered by



Harness Analyser

Sectional Analysis Software

Not just form | Free Trial

www.facebook.com/PJHarnessRacing



RISE Digital, Harness Racing Australia nor the provider accepts any responsibility for the completeness or accuracy of any of the information contained herein, and makes no representations about its suitability for any particular purpose. Users should make their own judgements about those matters and/or seek independent advice. You assume all risks associated with use of data provided on this page

Wagga Riverina Race 5 Distance 1740m

Monday, 2 February 2026


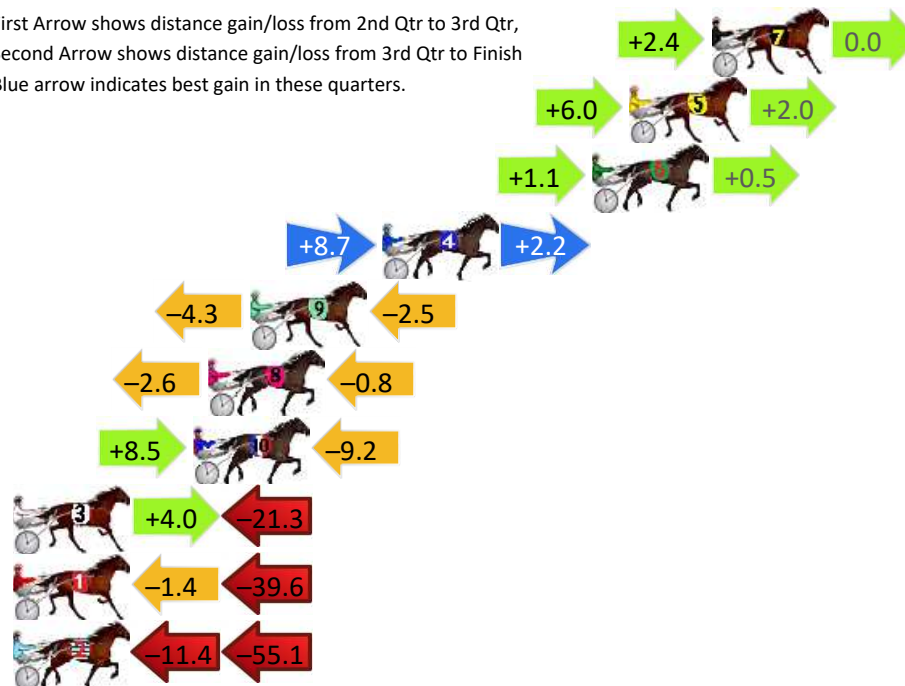
Gross Time: 2:03.20 MileRate: 1:53.90 LeadTime: 8.30s First Qtr: 28.10s Second Qtr: 29.40s Third Qtr: 28.20s Fourth Qtr: 29.20s

DATA TABLE: 800 / 400 Posi's are position from leader and (how wide the horse was at that position)

No	Horse	Plc	Mar	800 Posi	400 Posi	Time	3rd Qtr	4th Qt
7	LE BETTY	1	0.0m	2.4m (1)	0.0m (1)	2:03.20	28.03s	29.20s
5	WINSUM BELLA	2	3.3m	11.3m (1)	5.3m (1)	2:03.45	27.79s	29.07s
6	BETTES BLUE VIOLET	3	4.8m	6.4m (1)	5.3m (0)	2:03.57	28.13s	29.19s
4	MAJOR HAYLEY	4	13.2m	24.1m (1)	15.4m (2)	2:04.21	27.61s	29.11s
9	KYLEIGH	5	18.5m	11.7m (0)	16.0m (1)	2:04.62	28.52s	29.48s
8	ELLENS DELIGHT	6	20.2m	16.8m (0)	19.4m (2)	2:04.75	28.40s	29.37s
10	VALENTINI	7	20.8m	20.1m (1)	11.6m (1)	2:04.79	27.62s	29.96s
3	GRIMSHAW BAY	8	32.5m	15.2m (1)	11.2m (0)	2:05.69	27.93s	30.89s
1	KELLOSHIEL	9	41.0m	0.0m (0)	1.4m (0)	2:06.34	28.30s	32.24s
2	CULLECT A STARR	10	73.6m	7.1m (0)	18.5m (0)	2:08.84	29.02s	33.52s

Finish Position and metres gained

First Arrow shows distance gain/loss from 2nd Qtr to 3rd Qtr, Second Arrow shows distance gain/loss from 3rd Qtr to Finish
Blue arrow indicates best gain in these quarters.



800

Visual positions in race at 2nd Quarter



400

Visual positions in race at 3rd Quarter

Wagga Riverina Race 6 Distance 1740m

Monday, 2 February 2026


Gross Time: 2:04.00 MileRate: 1:54.70 LeadTime: 8.30s First Qtr: 28.40s Second Qtr: 31.50s Third Qtr: 28.20s Fourth Qtr: 27.60s

DATA TABLE: 800 / 400 Posi's are position from leader and (how wide the horse was at that position)

No	Horse	Plc	Mar	800 Posi	400 Posi	Time	3rd Qtr	4th Qt
7	FASTING	1	0.0m	5.8m (1)	2.0m (1)	2:04.00	27.93s	27.46s
6	BUBBY TO BASE	2	3.9m	10.1m (1)	5.8m (1)	2:04.28	27.89s	27.48s
2	KEAYANG JIGSAW	3	5.1m	4.6m (0)	4.3m (0)	2:04.37	28.18s	27.67s
8	KIA ORA BEAUTY	4	10.5m	24.1m (1)	12.1m (2)	2:04.76	27.35s	27.52s
3	TIZZY LIZZIE	5	11.5m	0.0m (0)	0.0m (0)	2:04.84	28.20s	28.44s
5	HEAVENS BADGIRL	6	13.9m	14.1m (1)	9.8m (1)	2:05.01	27.89s	27.93s
4	SAVEEON	7	17.3m	19.0m (1)	7.5m (2)	2:05.26	27.39s	28.34s
9	NOWHERE NEAR CRAZY	8	21.6m	15.4m (0)	15.3m (0)	2:05.57	28.18s	28.11s
1	SHEER VITALITY	9	42.3m	9.7m (0)	11.0m (0)	2:07.07	28.28s	29.91s

Finish Position and metres gained

First Arrow shows distance gain/loss from 2nd Qtr to 3rd Qtr,
Second Arrow shows distance gain/loss from 3rd Qtr to Finish
Blue arrow indicates best gain in these quarters.



800

Visual positions in race at 2nd Quarter



400

Visual positions in race at 3rd Quarter



Powered by



Harness Analyser

Sectional Analysis Software

Not just form | Free Trial

www.facebook.com/PJHarnessRacing



RISE Digital, Harness Racing Australia nor the provider accepts any responsibility for the completeness or accuracy of any of the information contained herein, and makes no representations about its suitability for any particular purpose. Users should make their own judgements about those matters and/or seek independent advice. You assume all risks associated with use of data provided on this page

Wagga Riverina Race 7 Distance 1740m

Monday, 2 February 2026


Gross Time: 2:04.70 MileRate: 1:55.40 LeadTime: 8.20s First Qtr: 28.90s Second Qtr: 30.30s Third Qtr: 28.60s Fourth Qtr: 28.70s

DATA TABLE: 800 / 400 Posi's are position from leader and (how wide the horse was at that position)

No	Horse	Plc	Mar	800 Posi	400 Posi	Time	3rd Qtr	4th Qt
8	MIKI LOCH	1	0.0m	24.6m (1)	3.9m (2)	2:04.70	27.13s	28.42s
7	BEACH DELIGHT	2	4.1m	1.0m (1)	0.0m (1)	2:05.01	28.53s	29.01s
1	IM ALRITE	3	4.5m	0.0m (0)	0.0m (0)	2:05.04	28.60s	29.04s
10	FE FE ON FIRE	4	5.3m	9.3m (0)	8.4m (0)	2:05.10	28.54s	28.50s
3	ALTA BAYAMO	5	8.1m	10.5m (1)	9.0m (1)	2:05.31	28.49s	28.67s
5	CAESAR NERO	6	8.4m	19.5m (1)	11.8m (2)	2:05.33	28.05s	28.49s
9	LIT THE WICK	7	9.5m	4.5m (0)	3.9m (0)	2:05.42	28.56s	29.14s
6	SHARPER MEMORY	8	9.9m	13.8m (0)	13.2m (0)	2:05.45	28.56s	28.51s
2	WARIEDA BOY	9	21.3m	15.3m (1)	13.2m (1)	2:06.30	28.45s	29.36s
4	HEZ HARRYWHO	10	23.8m	5.7m (1)	5.1m (1)	2:06.49	28.55s	30.13s

Finish Position and metres gained

First Arrow shows distance gain/loss from 2nd Qtr to 3rd Qtr,
Second Arrow shows distance gain/loss from 3rd Qtr to Finish
Blue arrow indicates best gain in these quarters.



800

Visual positions in race at 2nd Quarter



400

Visual positions in race at 3rd Quarter



Powered by



Harness Analyser

Sectional Analysis Software

Not just form | Free Trial

www.facebook.com/PJHarnessRacing



RISE Digital, Harness Racing Australia nor the provider accepts any responsibility for the completeness or accuracy of any of the information contained herein, and makes no representations about its suitability for any particular purpose. Users should make their own judgements about those matters and/or seek independent advice. You assume all risks associated with use of data provided on this page

Wagga Riverina Race 8 Distance 1740m

Monday, 2 February 2026

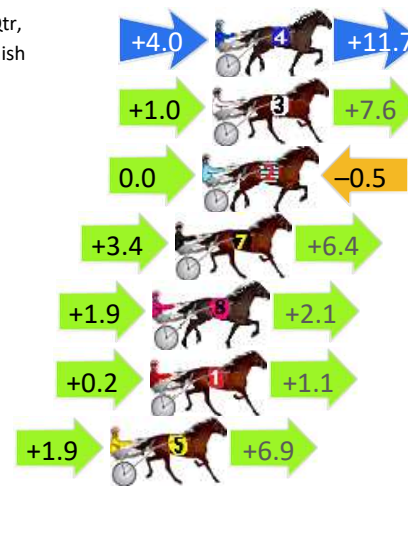
Gross Time: 2:05.60 MileRate: 1:56.10 LeadTime: 8.30s First Qtr: 29.50s Second Qtr: 31.30s Third Qtr: 28.20s Fourth Qtr: 28.30s

DATA TABLE: 800 / 400 Posi's are position from leader and (how wide the horse was at that position)

NoHorse	Plc	Mar	800 Posi	400 Posi	Time	3rd Qtr	4th Qt
4 SHADES OF MIKI	1	0.0m	15.7m (1)	11.7m (2)	2:05.60	27.92s	27.48s
3 CORTEZ	2	0.1m	8.7m (0)	7.7m (0)	2:05.61	28.13s	27.77s
2 OUR SPECIAL MEMORY	3	0.5m	0.0m (0)	0.0m (0)	2:05.64	28.20s	28.34s
7 YUKON BE SERIOUS	4	1.6m	11.4m (1)	8.0m (2)	2:05.72	27.96s	27.86s
8 OCTAGONISE	5	2.5m	6.5m (1)	4.6m (1)	2:05.79	28.06s	28.17s
1 VIEW THE ART	6	2.6m	3.9m (0)	3.7m (0)	2:05.79	28.19s	28.23s
5 CARLO GAMBINO	7	4.2m	13.0m (0)	11.1m (1)	2:05.91	28.07s	27.83s
6 HOLY CAMP DILLON	8	19.6m	2.3m (1)	0.6m (1)	2:07.06	28.08s	29.72s

Finish Position and metres gained

First Arrow shows distance gain/loss from 2nd Qtr to 3rd Qtr, Second Arrow shows distance gain/loss from 3rd Qtr to Finish Blue arrow indicates best gain in these quarters.



800

Visual positions in race at 2nd Quarter



400

Visual positions in race at 3rd Quarter

