

Menangle Race 1 Distance 2300m

Tuesday, 3 February 2026

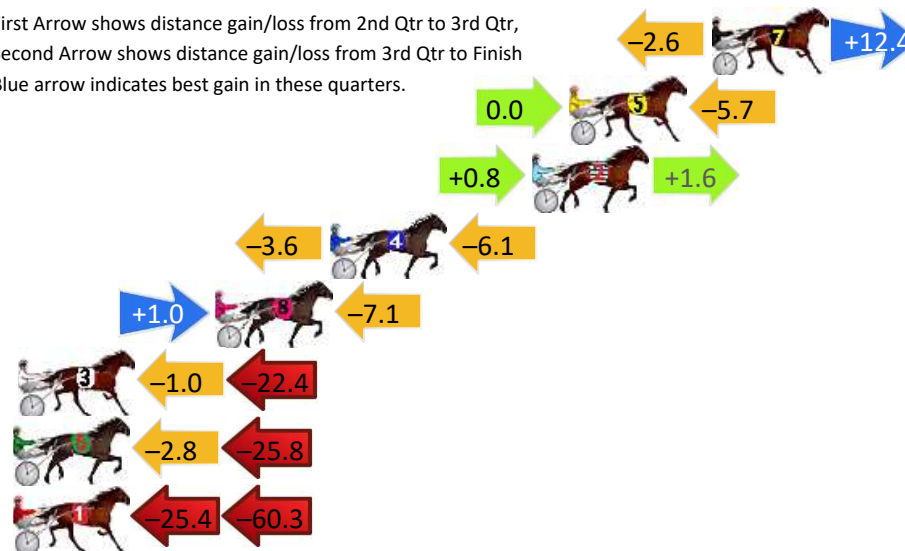
Gross Time: 2:50.20 MileRate: 1:59.10 LeadTime: 51.00s First Qtr: 30.50s Second Qtr: 29.40s Third Qtr: 29.50s Fourth Qtr: 29.80s

DATA TABLE: 800 / 400 Posi's are position from leader and (how wide the horse was at that position)

NoHorse	Plc	Mar	800 Posi	400 Posi	Time	3rd Qtr	4th Qt
7 AFFAIRE DE COVER	1	0.0m	9.8m (1)	12.4m (3)	2:50.20	29.70s	28.88s
5 TIGER TEE	2	5.7m	0.0m (0)	0.0m (0)	2:50.65	29.50s	30.22s
2 DEEP LOVE	3	7.2m	9.6m (0)	8.8m (1)	2:50.76	29.44s	29.68s
4 EWING	4	15.3m	5.6m (1)	9.2m (2)	2:51.39	29.76s	30.25s
8 WE CAN HAVE IT ALL	5	19.9m	13.8m (1)	12.8m (4)	2:51.75	29.42s	30.33s
3 PRINCESS DU FER	6	27.8m	4.4m (0)	5.4m (0)	2:52.37	29.57s	31.46s
6 ITSALLANDOVER	7	43.0m	14.4m (0)	17.2m (0)	2:53.56	29.70s	31.71s
1 KENNYSON	8	87.3m	1.6m (1)	27.0m (2)	2:57.02	31.35s	34.27s

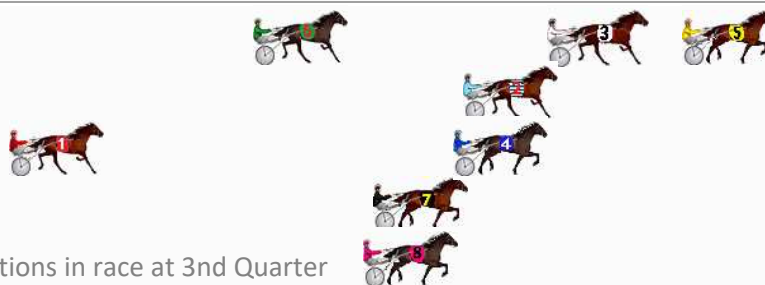
Finish Position and metres gained

First Arrow shows distance gain/loss from 2nd Qtr to 3rd Qtr,
Second Arrow shows distance gain/loss from 3rd Qtr to Finish
Blue arrow indicates best gain in these quarters.



800

Visual positions in race at 2nd Quarter



400

Visual positions in race at 3rd Quarter



Powered by



Harness Analyser

Sectional Analysis Software

Not just form | Free Trial

www.facebook.com/PJHarnessRacing



RISE Digital, Harness Racing Australia nor the provider accepts any responsibility for the completeness or accuracy of any of the information contained herein, and makes no representations about its suitability for any particular purpose. Users should make their own judgements about those matters and/or seek independent advice. You assume all risks associated with use of data provided on this page

Menangle Race 2 Distance 1609m

Tuesday, 3 February 2026


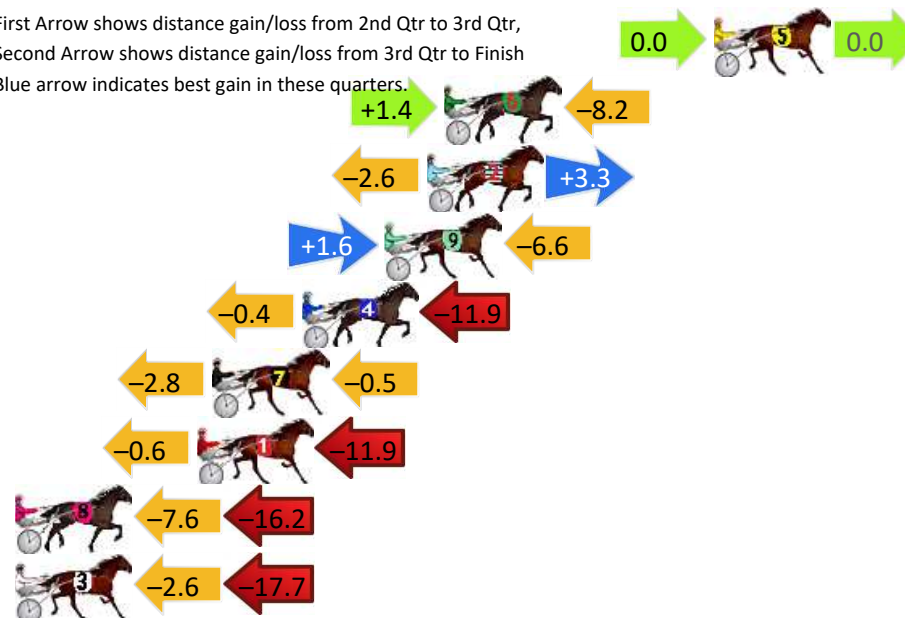
Gross Time: 1:53.90 MileRate: 1:53.90 LeadTime: 0.00s First Qtr: 28.40s Second Qtr: 30.20s Third Qtr: 27.80s Fourth Qtr: 27.50s

DATA TABLE: 800 / 400 Posi's are position from leader and (how wide the horse was at that position)

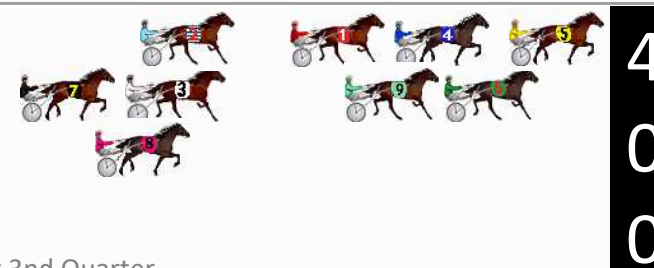
No	Horse	Plc	Mar	800 Posi	400 Posi	Time	3rd Qtr	4th Qt
5	CAPITALISM	1	0.0m	0.0m (0)	0.0m (0)	1:53.90	27.80s	27.50s
6	MICKEY BE NIMBLE	2	10.8m	4.0m (1)	2.6m (1)	1:54.68	27.71s	28.06s
2	HE IS GOLD CLASS	3	11.5m	12.2m (0)	14.8m (0)	1:54.73	27.98s	27.27s
9	SAPPHIRESNDIAMONDS	4	13.2m	8.2m (1)	6.6m (1)	1:54.86	27.69s	27.95s
4	MATTEO	5	16.5m	4.2m (0)	4.6m (0)	1:55.09	27.83s	28.31s
7	TRISTAR FOR CHRIS	6	20.1m	16.8m (1)	19.6m (1)	1:55.35	27.99s	27.53s
1	FELICIDAD	7	20.7m	8.2m (0)	8.8m (0)	1:55.40	27.85s	28.31s
8	ROSES ARE BEST	8	32.8m	9.0m (2)	16.6m (2)	1:56.27	28.33s	28.61s
3	TORA	9	33.1m	12.8m (1)	15.4m (1)	1:56.30	27.99s	28.71s

Finish Position and metres gained

First Arrow shows distance gain/loss from 2nd Qtr to 3rd Qtr,
Second Arrow shows distance gain/loss from 3rd Qtr to Finish
Blue arrow indicates best gain in these quarters.



Visual positions in race at 2nd Quarter



Visual positions in race at 3rd Quarter

Menangle Race 3 Distance 1609m

Tuesday, 3 February 2026


Gross Time: 1:54.10 MileRate: 1:54.10 LeadTime: 0.00s First Qtr: 27.20s Second Qtr: 30.10s Third Qtr: 28.20s Fourth Qtr: 28.60s

DATA TABLE: 800 / 400 Posi's are position from leader and (how wide the horse was at that position)

No	Horse	Plc	Mar	800 Posi	400 Posi	Time	3rd Qtr	4th Qt
4	KING COREY	1	0.0m	0.0m (0)	0.0m (0)	1:54.10	28.20s	28.60s
1	HESAA LISTER	2	3.4m	4.2m (0)	5.6m (0)	1:54.36	28.30s	28.44s
2	VESPA STRIDE	3	8.4m	11.2m (1)	9.8m (3)	1:54.73	28.10s	28.50s
8	PARALLEL	4	10.0m	12.2m (0)	13.0m (1)	1:54.85	28.26s	28.39s
5	A VAPAR STORM	5	10.1m	15.2m (1)	14.4m (2)	1:54.86	28.15s	28.29s
3	WHAT FOR	6	10.5m	8.4m (0)	9.6m (0)	1:54.89	28.28s	28.66s
6	GIMMEFIVEMINUTES MORE	7	13.3m	7.0m (1)	6.2m (2)	1:55.10	28.14s	29.10s
9	BETTOR BE LUCKY	8	15.2m	16.2m (0)	18.2m (0)	1:55.24	28.34s	28.39s
7	CLASSICMAJOR	9	16.5m	19.2m (1)	18.4m (2)	1:55.34	28.14s	28.46s
10	JOGALONG BLUE	10	25.0m	3.0m (1)	3.4m (1)	1:55.98	28.22s	30.14s

Finish Position and metres gained

First Arrow shows distance gain/loss from 2nd Qtr to 3rd Qtr,
Second Arrow shows distance gain/loss from 3rd Qtr to Finish
Blue arrow indicates best gain in these quarters.



800

Visual positions in race at 2nd Quarter



400

Visual positions in race at 3rd Quarter



Powered by



Harness Analyser

Sectional Analysis Software

Not just form | Free Trial

www.facebook.com/PJHarnessRacing



RISE Digital, Harness Racing Australia nor the provider accepts any responsibility for the completeness or accuracy of any of the information contained herein, and makes no representations about its suitability for any particular purpose. Users should make their own judgements about those matters and/or seek independent advice. You assume all risks associated with use of data provided on this page

Menangle Race 4 Distance 1609m

Tuesday, 3 February 2026

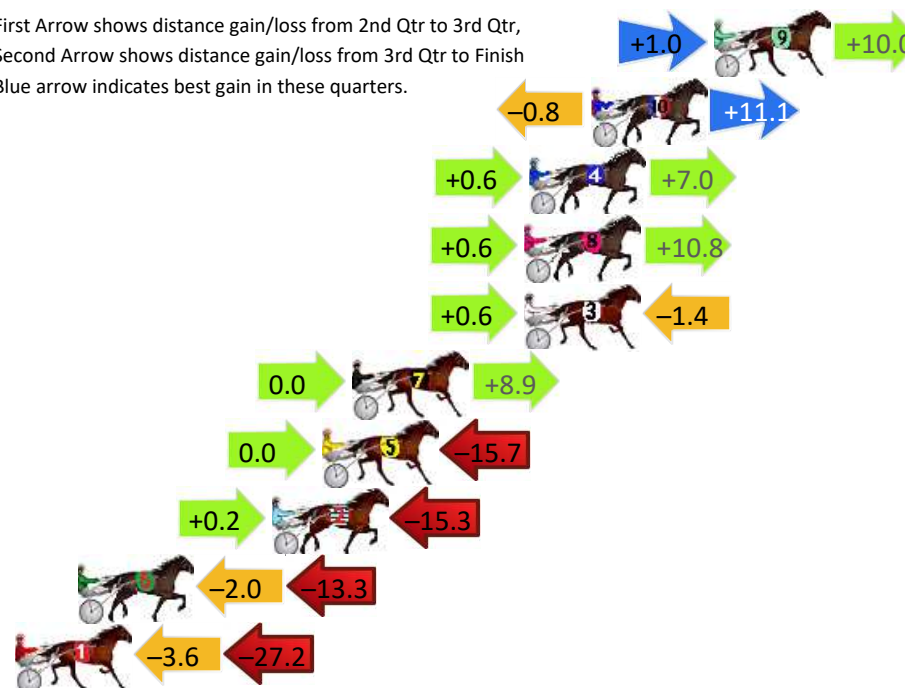
Gross Time: 1:52.00 MileRate: 1:52.00 LeadTime: 0.00s First Qtr: 26.40s Second Qtr: 29.60s Third Qtr: 28.30s Fourth Qtr: 27.70s

DATA TABLE: 800 / 400 Posi's are position from leader and (how wide the horse was at that position)

NoHorse	Plc	Mar	800 Posi	400 Posi	Time	3rd Qtr	4th Qt
9 OAKIE SMOKESHOW	1	0.0m	11.0m (1)	10.0m (3)	1:52.00	28.22s	27.01s
10 LEOTA	2	4.9m	15.2m (0)	16.0m (1)	1:52.36	28.35s	26.94s
4 KISS ME MINI	3	7.4m	15.0m (1)	14.4m (3)	1:52.54	28.25s	27.22s
8 UNCLE TIGER	4	7.6m	19.0m (1)	18.4m (3)	1:52.55	28.25s	26.96s
3 STELLAR STRIDE	5	7.6m	6.8m (1)	6.2m (2)	1:52.55	28.26s	27.80s
7 CALZAGHE	6	14.5m	23.4m (1)	23.4m (2)	1:53.06	28.29s	27.09s
5 TIME TO DANCE	7	15.7m	0.0m (0)	0.0m (0)	1:53.14	28.31s	28.78s
2 WATERMAIN LADY	8	17.7m	2.6m (1)	2.4m (1)	1:53.29	28.30s	28.75s
6 TOOLIJOOA BEACH	9	25.5m	10.2m (0)	12.2m (0)	1:53.86	28.45s	28.62s
1 CLARA ROCKS	10	35.2m	4.4m (0)	8.0m (0)	1:54.56	28.57s	29.57s

Finish Position and metres gained

First Arrow shows distance gain/loss from 2nd Qtr to 3rd Qtr,
Second Arrow shows distance gain/loss from 3rd Qtr to Finish
Blue arrow indicates best gain in these quarters.



Visual positions in race at 2nd Quarter

800



Visual positions in race at 3rd Quarter

400



Powered by
PJ Harness Analyser

Sectional Analysis Software
Not just form | Free Trial

www.facebook.com/PJHarnessRacing



RISE Digital, Harness Racing Australia nor the provider accepts any responsibility for the completeness or accuracy of any of the information contained herein, and makes no representations about its suitability for any particular purpose. Users should make their own judgements about those matters and/or seek independent advice. You assume all risks associated with use of data provided on this page

Menangle Race 5 Distance 1609m

Tuesday, 3 February 2026

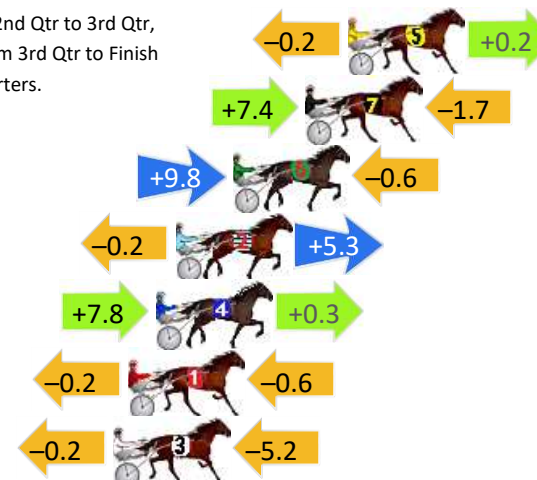
Gross Time: 1:52.70 MileRate: 1:52.70 LeadTime: 0.00s First Qtr: 28.00s Second Qtr: 28.70s Third Qtr: 28.40s Fourth Qtr: 27.60s

DATA TABLE: 800 / 400 Posi's are position from leader and (how wide the horse was at that position)

NoHorse	Plc	Mar	800 Posi	400 Posi	Time	3rd Qtr	4th Qt
5 MIKI COHEN	1	0.0m	0.0m (0)	0.2m (0)	1:52.70	28.41s	27.59s
7 OUTSIDE FIGHTER	2	1.7m	7.4m (1)	0.0m (1)	1:52.82	27.89s	27.72s
6 CASH AND BLING	3	4.6m	13.8m (1)	4.0m (1)	1:53.03	27.72s	27.64s
2 THE METAL FLYER	4	6.9m	12.0m (0)	12.2m (0)	1:53.20	28.41s	27.24s
4 OUR UNCLE JIM	5	7.7m	15.8m (0)	8.0m (1)	1:53.26	27.86s	27.58s
1 WESTERN STYLE	6	8.8m	8.0m (0)	8.2m (0)	1:53.34	28.41s	27.64s
3 FIRE FOX	7	9.4m	4.0m (0)	4.2m (0)	1:53.38	28.42s	27.96s


Finish Position and metres gained

First Arrow shows distance gain/loss from 2nd Qtr to 3rd Qtr,
Second Arrow shows distance gain/loss from 3rd Qtr to Finish
Blue arrow indicates best gain in these quarters.



800

Visual positions in race at 2nd Quarter



400

Visual positions in race at 3rd Quarter



Powered by



Harness Analyser

Sectional Analysis Software

Not just form | Free Trial

www.facebook.com/PJHarnessRacing



RISE Digital, Harness Racing Australia nor the provider accepts any responsibility for the completeness or accuracy of any of the information contained herein, and makes no representations about its suitability for any particular purpose. Users should make their own judgements about those matters and/or seek independent advice. You assume all risks associated with use of data provided on this page

Menangle Race 6 Distance 1609m

Tuesday, 3 February 2026

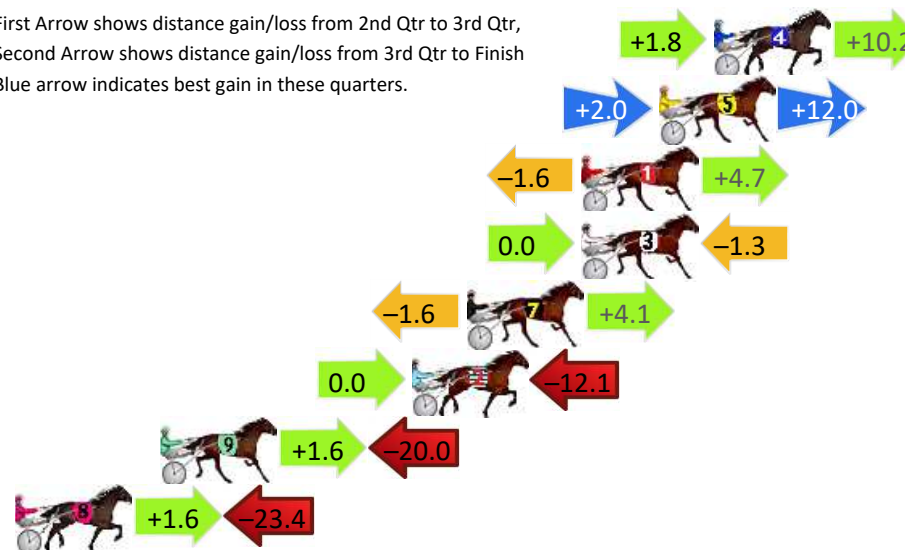
Gross Time: 1:53.10 MileRate: 1:53.10 LeadTime: 0.00s First Qtr: 28.90s Second Qtr: 28.20s Third Qtr: 28.00s Fourth Qtr: 28.00s

DATA TABLE: 800 / 400 Posi's are position from leader and (how wide the horse was at that position)

No	Horse	Plc	Mar	800 Posi	400 Posi	Time	3rd Qtr	4th Qt
4	THERES WALLY	1	0.0m	12.0m (1)	10.2m (2)	1:53.10	27.87s	27.29s
5	LILS NIGHTMARE	2	2.2m	16.2m (1)	14.2m (2)	1:53.26	27.86s	27.16s
1	UNCHAINMYART	3	5.3m	8.4m (0)	10.0m (0)	1:53.49	28.11s	27.67s
3	WATCH ME REACT	4	5.3m	4.0m (0)	4.0m (0)	1:53.49	28.00s	28.09s
7	LARRIKIN LENNY	5	9.9m	12.4m (0)	14.0m (0)	1:53.83	28.11s	27.71s
2	DIVINE GIRL	6	12.1m	0.0m (0)	0.0m (0)	1:53.99	28.00s	28.84s
9	FOXFIRE EASTON	7	22.2m	3.8m (1)	2.2m (1)	1:54.73	27.89s	29.39s
8	FOLLOW THE MONEY	8	29.8m	8.0m (1)	6.4m (1)	1:55.29	27.89s	29.63s

Finish Position and metres gained

First Arrow shows distance gain/loss from 2nd Qtr to 3rd Qtr,
Second Arrow shows distance gain/loss from 3rd Qtr to Finish
Blue arrow indicates best gain in these quarters.



800

Visual positions in race at 2nd Quarter



400

Visual positions in race at 3rd Quarter



Powered by



Harness Analyser

Sectional Analysis Software

Not just form | Free Trial

www.facebook.com/PJHarnessRacing



RISE Digital, Harness Racing Australia nor the provider accepts any responsibility for the completeness or accuracy of any of the information contained herein, and makes no representations about its suitability for any particular purpose. Users should make their own judgements about those matters and/or seek independent advice. You assume all risks associated with use of data provided on this page

Menangle Race 7 Distance 1609m

Tuesday, 3 February 2026



Gross Time: 1:50.70 MileRate: 1:50.70 LeadTime: 0.00s First Qtr: 27.00s Second Qtr: 27.80s Third Qtr: 27.50s Fourth Qtr: 28.40s

DATA TABLE: 800 / 400 Posi's are position from leader and (how wide the horse was at that position)

No	Horse	Plc	Mar	800 Posi	400 Posi	Time	3rd Qtr	4th Qt
5	WAHAKA	1	0.0m	19.2m (1)	15.8m (2)	1:50.70	27.28s	27.28s
6	BARNABY	2	9.4m	0.0m (0)	0.0m (0)	1:51.40	27.49s	29.06s
7	TRALEE SNICKAS	3	16.6m	5.6m (1)	4.2m (1)	1:51.94	27.39s	29.28s
2	TISBURY ROCKS	4	19.1m	11.0m (0)	11.4m (0)	1:52.12	27.52s	28.94s
4	GUEST ARTIST	5	19.5m	15.0m (1)	12.2m (1)	1:52.15	27.30s	28.92s
9	MOVESLIKEALADY	6	27.5m	18.6m (0)	15.8m (0)	1:52.75	27.29s	29.23s
1	CONSTANTINA	7	28.5m	6.0m (0)	7.2m (0)	1:52.83	27.56s	29.90s
3	AMERICAN WEREWOLF	8	35.4m	10.2m (1)	8.2m (1)	1:53.34	27.33s	30.32s

Finish Position and metres gained

First Arrow shows distance gain/loss from 2nd Qtr to 3rd Qtr, Second Arrow shows distance gain/loss from 3rd Qtr to Finish
Blue arrow indicates best gain in these quarters.



800

Visual positions in race at 2nd Quarter



400

Visual positions in race at 3rd Quarter



Powered by



Harness Analyser

Sectional Analysis Software

Not just form | Free Trial

www.facebook.com/PJHarnessRacing



RISE Digital, Harness Racing Australia nor the provider accepts any responsibility for the completeness or accuracy of any of the information contained herein, and makes no representations about its suitability for any particular purpose. Users should make their own judgements about those matters and/or seek independent advice. You assume all risks associated with use of data provided on this page