

Young Race 1 Distance 1720m

Tuesday, 3 February 2026


Gross Time: 2:04.20 MileRate: 1:56.20 LeadTime: 6.80s First Qtr: 28.00s Second Qtr: 30.80s Third Qtr: 29.70s Fourth Qtr: 28.90s

DATA TABLE: 800 / 400 Posi's are position from leader and (how wide the horse was at that position)

No	Horse	Plc	Mar	800 Posi	400 Posi	Time	3rd Qtr	4th Qt
5	TIME TO TORQUE	1	0.0m	0.0m (0)	0.0m (0)	2:04.20	29.70s	28.90s
2	MARY MOURNE	2	10.5m	4.9m (0)	5.0m (0)	2:05.00	29.70s	29.34s
10	WARRAWEE CRUZIN	3	10.9m	17.7m (1)	8.4m (2)	2:05.03	29.00s	29.12s
3	SUNSET JAY JAY	4	14.4m	8.7m (0)	9.1m (0)	2:05.29	29.72s	29.33s
8	THE HUSTLER	5	16.7m	4.4m (1)	3.2m (1)	2:05.47	29.61s	29.93s
7	MARVELLA	6	19.8m	17.9m (0)	14.4m (2)	2:05.70	29.43s	29.35s
9	ROLL TO THE TOP	7	21.2m	13.1m (1)	13.8m (1)	2:05.81	29.74s	29.50s
6	ZOLTON	8	25.4m	8.7m (1)	9.3m (1)	2:06.13	29.73s	30.15s
1	STAR CONNECTION	9	43.9m	13.6m (0)	19.8m (0)	2:07.53	30.14s	30.79s

Finish Position and metres gained

First Arrow shows distance gain/loss from 2nd Qtr to 3rd Qtr,
Second Arrow shows distance gain/loss from 3rd Qtr to Finish
Blue arrow indicates best gain in these quarters.



Visual positions in race at 2nd Quarter



Visual positions in race at 3rd Quarter



Powered by



Harness Analyser

Sectional Analysis Software

Not just form | Free Trial

www.facebook.com/PJHarnessRacing



RISE Digital, Harness Racing Australia nor the provider accepts any responsibility for the completeness or accuracy of any of the information contained herein, and makes no representations about its suitability for any particular purpose. Users should make their own judgements about those matters and/or seek independent advice. You assume all risks associated with use of data provided on this page

Young Race 2 Distance 1720m

Tuesday, 3 February 2026


Gross Time: 2:05.80 MileRate: 1:57.70 LeadTime: 6.70s First Qtr: 28.70s Second Qtr: 30.80s Third Qtr: 30.40s Fourth Qtr: 29.20s

DATA TABLE: 800 / 400 Posi's are position from leader and (how wide the horse was at that position)

NoHorse	Plc	Mar	800 Posi	400 Posi	Time	3rd Qtr	4th Qt
6 OURSURFINSAFARI	1	0.0m	2.7m (1)	0.0m (1)	2:05.80	30.20s	29.20s
4 SHEZA BETTOR GEM	2	5.3m	6.7m (1)	3.4m (2)	2:06.21	30.15s	29.35s
8 VIOLET JAY	3	7.0m	14.9m (1)	9.4m (2)	2:06.34	29.97s	29.04s
1 BONJORGE	4	7.7m	4.0m (0)	4.3m (1)	2:06.39	30.42s	29.47s
9 SHES GOT A REASON	5	9.4m	18.9m (1)	4.7m (3)	2:06.52	29.32s	29.57s
5 SHAKEN SANDS	6	10.3m	10.6m (1)	8.4m (1)	2:06.59	30.22s	29.37s
10 MIA ON	7	13.2m	13.2m (0)	14.6m (1)	2:06.81	30.48s	29.13s
3 MAMMALS HEART	8	14.5m	0.0m (0)	0.9m (0)	2:06.91	30.47s	30.24s
7 TWO BLUES BLING	9	16.6m	7.9m (0)	9.3m (0)	2:07.07	30.49s	29.79s

Finish Position and metres gained

First Arrow shows distance gain/loss from 2nd Qtr to 3rd Qtr,
Second Arrow shows distance gain/loss from 3rd Qtr to Finish
Blue arrow indicates best gain in these quarters.



800

Visual positions in race at 2nd Quarter



400

Visual positions in race at 3rd Quarter



Powered by



Harness Analyser

Sectional Analysis Software

Not just form | Free Trial

www.facebook.com/PJHarnessRacing



RISE Digital, Harness Racing Australia nor the provider accepts any responsibility for the completeness or accuracy of any of the information contained herein, and makes no representations about its suitability for any particular purpose. Users should make their own judgements about those matters and/or seek independent advice. You assume all risks associated with use of data provided on this page

Young Race 3 Distance 1720m

Tuesday, 3 February 2026


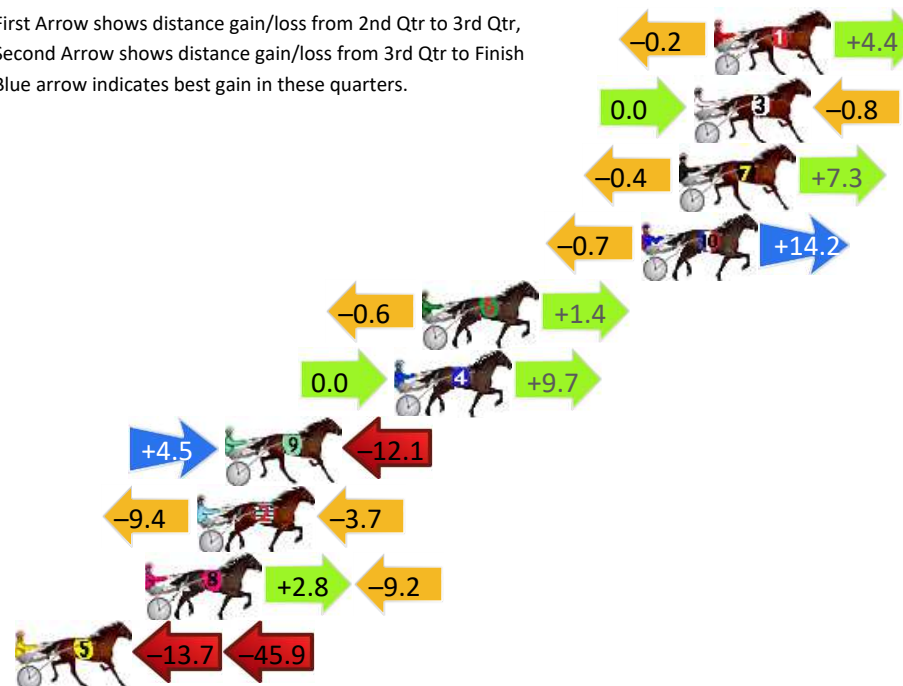
Gross Time: 2:05.10 MileRate: 1:57.00 LeadTime: 6.90s First Qtr: 28.30s Second Qtr: 30.70s Third Qtr: 29.00s Fourth Qtr: 30.20s

DATA TABLE: 800 / 400 Posi's are position from leader and (how wide the horse was at that position)

No	Horse	Plc	Mar	800 Posi	400 Posi	Time	3rd Qtr	4th Qt
1	RIP JACKSON	1	0.0m	4.2m (0)	4.4m (0)	2:05.10	29.02s	29.88s
3	CLARENDEN VINTAGE	2	0.8m	0.0m (0)	0.0m (0)	2:05.16	29.00s	30.26s
7	OAK RIDGE	3	1.4m	8.3m (0)	8.7m (0)	2:05.21	29.04s	29.67s
10	LOYOLA GOLF	4	2.9m	16.4m (0)	17.1m (0)	2:05.33	29.08s	29.17s
6	SPRINGFIELD DESIRE	5	11.7m	12.5m (0)	13.1m (0)	2:06.03	29.06s	30.17s
4	PEAKSART	6	12.8m	22.5m (1)	22.5m (1)	2:06.11	29.03s	29.56s
9	TULHURST PEBBLES	7	19.6m	12.0m (1)	7.5m (1)	2:06.65	28.69s	31.20s
2	SPRING DELIGHT	8	20.7m	7.6m (1)	17.0m (2)	2:06.74	29.70s	30.59s
8	ITZ BAD	9	22.8m	16.4m (1)	13.6m (3)	2:06.90	28.82s	31.00s
5	DUSTY MUSTER	10	62.7m	3.1m (1)	16.8m (1)	2:10.06	30.01s	33.92s


Finish Position and metres gained

First Arrow shows distance gain/loss from 2nd Qtr to 3rd Qtr, Second Arrow shows distance gain/loss from 3rd Qtr to Finish
Blue arrow indicates best gain in these quarters.



800

Visual positions in race at 2nd Quarter



400

Visual positions in race at 3rd Quarter



Young Race 4 Distance 1720m

Tuesday, 3 February 2026

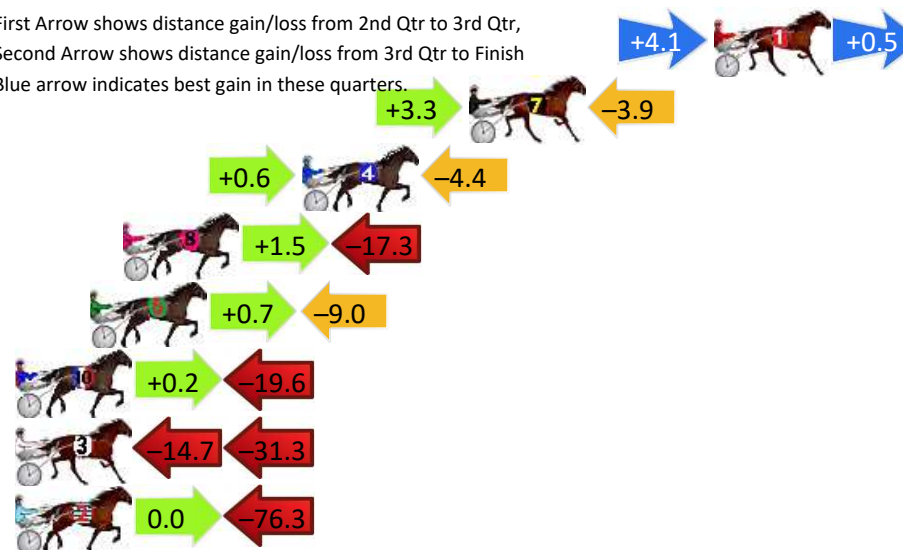
Gross Time: 2:04.40 MileRate: 1:56.40 LeadTime: 6.70s First Qtr: 27.70s Second Qtr: 30.30s Third Qtr: 29.90s Fourth Qtr: 29.80s

DATA TABLE: 800 / 400 Posi's are position from leader and (how wide the horse was at that position)

No	Horse	Plc	Mar	800 Posi	400 Posi	Time	3rd Qtr	4th Qt
1	THATS THE ATTITUDE	1	0.0m	4.6m (0)	0.5m (1)	2:04.40	29.59s	29.77s
7	GLENN FORD	2	9.8m	9.2m (0)	5.9m (0)	2:05.17	29.66s	30.13s
4	FUNDA	3	16.5m	12.7m (1)	12.1m (1)	2:05.69	29.85s	30.19s
8	TEARIN UP THE SAND	4	23.7m	7.9m (1)	6.4m (1)	2:06.25	29.79s	31.18s
6	HUDSON RIVER	5	25.0m	16.7m (1)	16.0m (2)	2:06.35	29.84s	30.56s
10	SERGEANT STRINGER	6	34.2m	14.8m (0)	14.6m (0)	2:07.07	29.88s	31.39s
3	HOLME BOY	7	48.2m	2.2m (1)	16.9m (1)	2:08.16	30.99s	32.31s
2	MEGS MONARO	8	76.3m	0.0m (0)	0.0m (0)	2:10.36	29.90s	35.76s

Finish Position and metres gained

First Arrow shows distance gain/loss from 2nd Qtr to 3rd Qtr,
Second Arrow shows distance gain/loss from 3rd Qtr to Finish
Blue arrow indicates best gain in these quarters.



800

Visual positions in race at 2nd Quarter



400

Visual positions in race at 3rd Quarter



Young Race 5 Distance 2100m

Tuesday, 3 February 2026



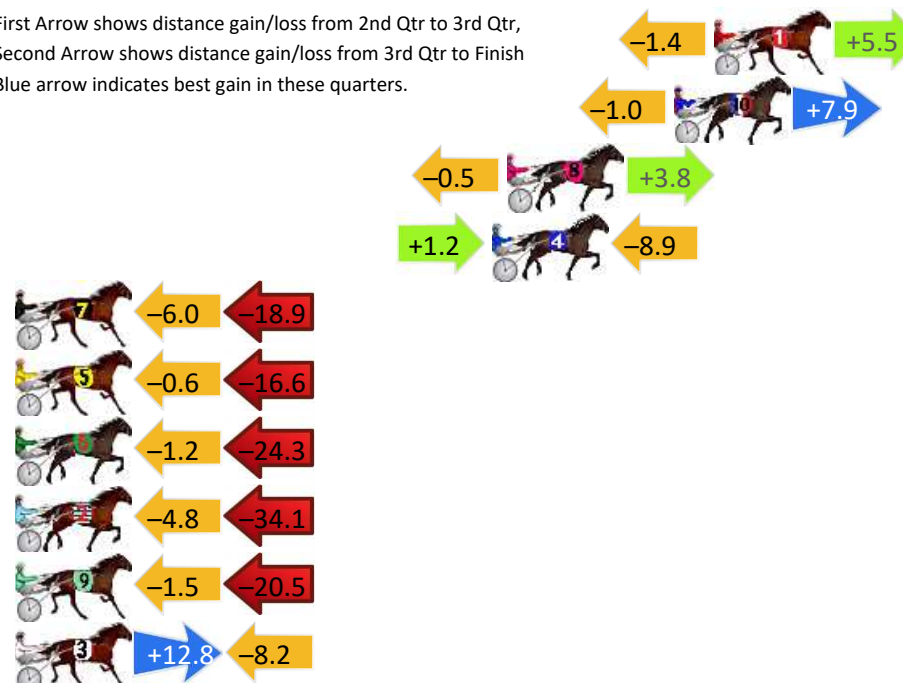
Gross Time: 2:33.70 MileRate: 1:57.80 LeadTime: 34.50s First Qtr: 29.30s Second Qtr: 29.40s Third Qtr: 29.50s Fourth Qtr: 31.00s

DATA TABLE: 800 / 400 Posi's are position from leader and (how wide the horse was at that position)

No	Horse	Plc	Mar	800 Posi	400 Posi	Time	3rd Qtr	4th Qt
1	MAJOR ALLEGIANCE	1	0.0m	4.1m (0)	5.5m (1)	2:33.70	29.61s	30.59s
10	SMOKIN POCKET	2	1.6m	8.5m (0)	9.5m (1)	2:33.83	29.59s	30.42s
8	SNEAK A PEEK	3	8.3m	11.6m (1)	12.1m (2)	2:34.37	29.56s	30.76s
4	THANKS BE TO GOD	4	8.9m	1.2m (1)	0.0m (0)	2:34.42	29.42s	31.72s
7	THE EX HORSEIST	5	32.1m	7.2m (1)	13.2m (1)	2:36.30	29.97s	32.61s
5	MIRADOR LASS	6	38.3m	21.1m (1)	21.7m (2)	2:36.80	29.58s	32.48s
6	WHEN TO WALKAWAY	7	38.4m	12.9m (0)	14.1m (0)	2:36.81	29.62s	33.05s
2	MULLUM AXEL	8	38.9m	0.0m (0)	4.8m (0)	2:36.85	29.86s	33.79s
9	MULLUM GUIDO	9	39.0m	17.0m (1)	18.5m (1)	2:36.86	29.65s	32.77s
3	NEEDBEE	10	41.7m	46.3m (0)	33.5m (0)	2:37.08	28.64s	31.86s

Finish Position and metres gained

First Arrow shows distance gain/loss from 2nd Qtr to 3rd Qtr, Second Arrow shows distance gain/loss from 3rd Qtr to Finish
Blue arrow indicates best gain in these quarters.



Young Race 6 Distance 1720m

Tuesday, 3 February 2026


Gross Time: 2:05.90 MileRate: 1:57.80 LeadTime: 6.90s First Qtr: 28.50s Second Qtr: 30.70s Third Qtr: 30.00s Fourth Qtr: 29.80s

DATA TABLE: 800 / 400 Posi's are position from leader and (how wide the horse was at that position)

No	Horse	Plc	Mar	800 Posi	400 Posi	Time	3rd Qtr	4th Qt
5	CENTREFIRE	1	0.0m	0.0m (0)	0.0m (0)	2:05.90	30.00s	29.80s
6	CALM FRANCO	2	7.0m	5.1m (0)	4.9m (0)	2:06.45	29.98s	29.99s
4	MELATI BOY	3	8.4m	5.2m (1)	1.5m (1)	2:06.56	29.73s	30.34s
1	NIXSUN	4	13.5m	13.7m (0)	11.3m (0)	2:06.95	29.82s	30.01s
2	BETTING ON COURAGE	5	16.9m	9.7m (1)	7.4m (2)	2:07.22	29.82s	30.57s
10	TULHURST ELVIS	6	17.5m	21.8m (1)	17.7m (1)	2:07.27	29.69s	29.85s
8	GOODTIME JAZZI	7	19.9m	18.2m (0)	17.5m (0)	2:07.45	29.94s	30.05s
3	WONGALEA MEG	8	20.1m	9.1m (0)	6.9m (1)	2:07.47	29.83s	30.86s
9	PYEKAKARIKI	9	20.6m	17.5m (1)	14.9m (2)	2:07.51	29.80s	30.30s
7	PADDY MACH	10	21.2m	13.7m (1)	11.1m (2)	2:07.56	29.80s	30.63s

Finish Position and metres gained

First Arrow shows distance gain/loss from 2nd Qtr to 3rd Qtr,
Second Arrow shows distance gain/loss from 3rd Qtr to Finish
Blue arrow indicates best gain in these quarters.



Visual positions in race at 2nd Quarter

800



Visual positions in race at 3rd Quarter

400



Powered by



Harness Analyser

Sectional Analysis Software

Not just form | Free Trial

www.facebook.com/PJHarnessRacing



RISE Digital, Harness Racing Australia nor the provider accepts any responsibility for the completeness or accuracy of any of the information contained herein, and makes no representations about its suitability for any particular purpose. Users should make their own judgements about those matters and/or seek independent advice. You assume all risks associated with use of data provided on this page

Young Race 7 Distance 2100m

Tuesday, 3 February 2026

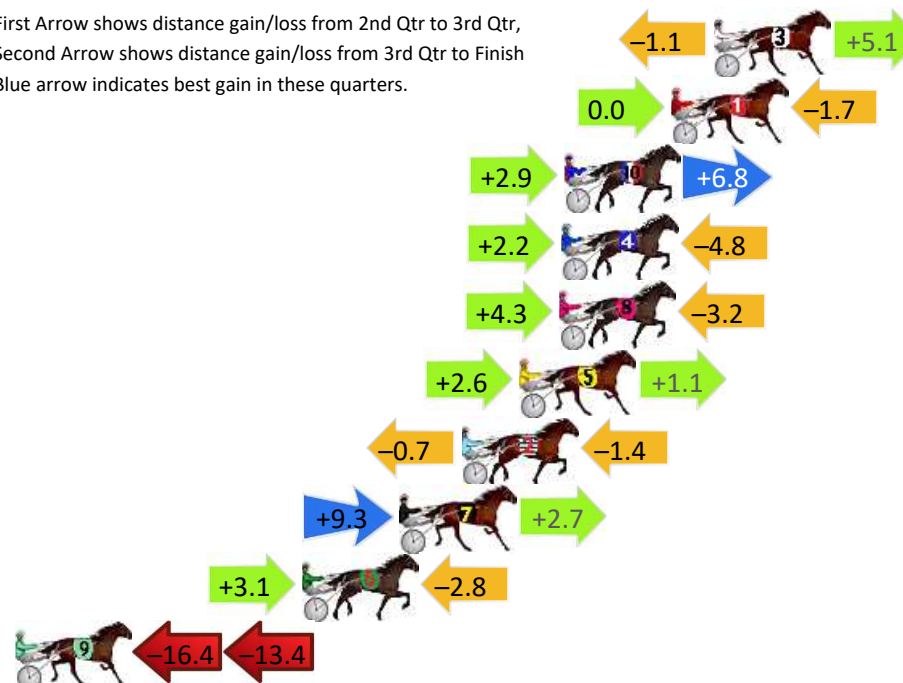
Gross Time: 2:39.80 MileRate: 2:02.50 LeadTime: 35.40s First Qtr: 31.80s Second Qtr: 32.00s Third Qtr: 30.20s Fourth Qtr: 30.40s

DATA TABLE: 800 / 400 Posi's are position from leader and (how wide the horse was at that position)

NoHorse	Plc	Mar	800 Posi	400 Posi	Time	3rd Qtr	4th Qt
3 TULHURST CHASE	1	0.0m	4.0m (0)	5.1m (0)	2:39.80	30.28s	30.02s
1 SHOOBEES SUNSET	2	1.7m	0.0m (0)	0.0m (0)	2:39.94	30.20s	30.54s
10 GEE YOUNG	3	6.0m	15.7m (0)	12.8m (0)	2:40.28	29.98s	29.92s
4 BETHS FURY	4	6.1m	3.5m (1)	1.3m (1)	2:40.29	30.03s	30.79s
8 BODELETOS	5	6.2m	7.3m (1)	3.0m (2)	2:40.29	29.88s	30.67s
5 STELLA MAY	6	7.8m	11.5m (1)	8.9m (2)	2:40.42	30.00s	30.35s
2 THROWDOWN HOEDOWN	7	10.1m	8.0m (0)	8.7m (1)	2:40.60	30.25s	30.55s
7 DREAM TO CURE	8	12.6m	24.6m (1)	15.3m (1)	2:40.80	29.51s	30.25s
6 SPARKLING BLING	9	16.5m	16.8m (1)	13.7m (2)	2:41.11	29.96s	30.68s
9 GOT FORGOT THAT	10	51.4m	21.6m (0)	38.0m (0)	2:43.89	31.44s	31.63s

Finish Position and metres gained

First Arrow shows distance gain/loss from 2nd Qtr to 3rd Qtr, Second Arrow shows distance gain/loss from 3rd Qtr to Finish Blue arrow indicates best gain in these quarters.



800

Visual positions in race at 2nd Quarter



400

Visual positions in race at 3rd Quarter



Powered by



Harness Analyser

Sectional Analysis Software

Not just form | Free Trial

www.facebook.com/PJHarnessRacing



RISE Digital, Harness Racing Australia nor the provider accepts any responsibility for the completeness or accuracy of any of the information contained herein, and makes no representations about its suitability for any particular purpose. Users should make their own judgements about those matters and/or seek independent advice. You assume all risks associated with use of data provided on this page

Young Race 8 Distance 1720m

Tuesday, 3 February 2026

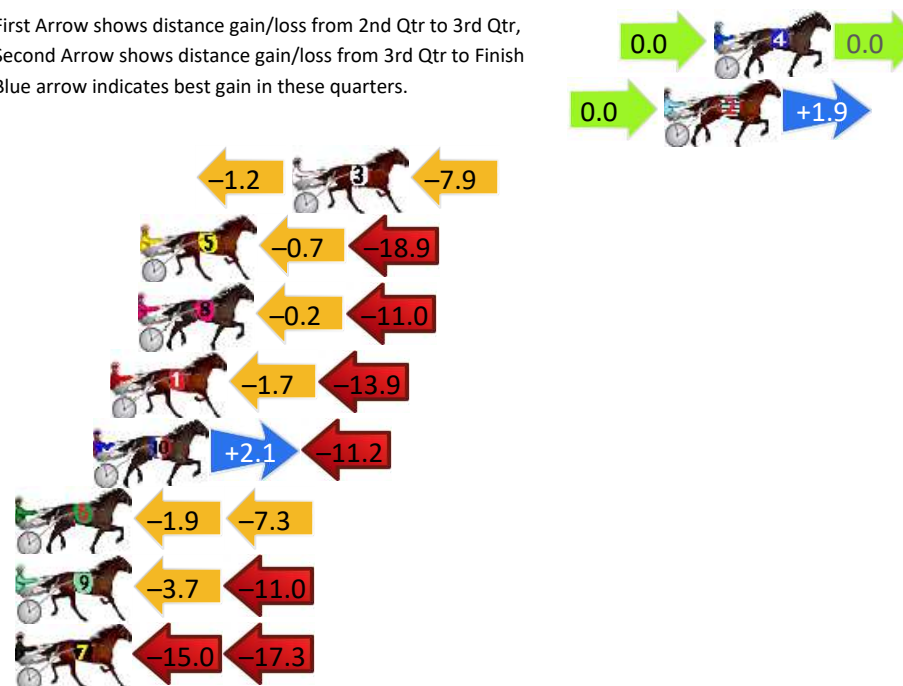
Gross Time: 2:06.80 MileRate: 1:58.70 LeadTime: 6.50s First Qtr: 29.80s Second Qtr: 32.40s Third Qtr: 29.20s Fourth Qtr: 28.90s

DATA TABLE: 800 / 400 Posi's are position from leader and (how wide the horse was at that position)

NoHorse	Plc	Mar	800 Posi	400 Posi	Time	3rd Qtr	4th Qt
4 ROCKIN SWEET	1	0.0m	0.0m (0)	0.0m (0)	2:06.80	29.20s	28.90s
2 ARKLOW	2	2.0m	3.9m (0)	3.9m (0)	2:06.95	29.20s	28.77s
3 MITTYS THREE ACES	3	16.9m	7.8m (1)	9.0m (2)	2:08.08	29.28s	29.53s
5 ROCK QUEEN	4	23.0m	3.4m (1)	4.1m (1)	2:08.54	29.25s	30.35s
8 GLAMORS SYMBOL	5	23.1m	11.9m (1)	12.1m (1)	2:08.55	29.21s	29.78s
1 NO MORE PROMISES	6	24.2m	8.6m (0)	10.3m (0)	2:08.64	29.32s	30.00s
10 LETSTACOBOUTIT	7	24.9m	15.8m (1)	13.7m (2)	2:08.69	29.04s	29.80s
6 MURIEL	8	29.4m	20.2m (1)	22.1m (1)	2:09.03	29.33s	29.54s
9 BEACH ON FIRE	9	32.1m	17.4m (0)	21.1m (0)	2:09.23	29.46s	29.81s
7 KARINYA MAX	10	45.0m	12.7m (0)	27.7m (0)	2:10.21	30.28s	30.31s

Finish Position and metres gained

First Arrow shows distance gain/loss from 2nd Qtr to 3rd Qtr, Second Arrow shows distance gain/loss from 3rd Qtr to Finish. Blue arrow indicates best gain in these quarters.



800

Visual positions in race at 2nd Quarter



400

Visual positions in race at 3rd Quarter



Powered by



Harness Analyser

Sectional Analysis Software

Not just form | Free Trial

www.facebook.com/PJHarnessRacing



RISE Digital, Harness Racing Australia nor the provider accepts any responsibility for the completeness or accuracy of any of the information contained herein, and makes no representations about its suitability for any particular purpose. Users should make their own judgements about those matters and/or seek independent advice. You assume all risks associated with use of data provided on this page

Young Race 9 Distance 1720m

Tuesday, 3 February 2026




Gross Time: 2:07.10 MileRate: 1:59.00 LeadTime: 6.50s First Qtr: 30.10s Second Qtr: 32.90s Third Qtr: 29.10s Fourth Qtr: 28.50s

DATA TABLE: 800 / 400 Posi's are position from leader and (how wide the horse was at that position)

No	Horse	Plc	Mar	800 Posi	400 Posi	Time	3rd Qtr	4th Qt
8	DICTATING	1	0.0m	0.0m (0)	0.0m (0)	2:07.10	29.10s	28.50s
7	SINFUL KISS	2	5.7m	2.3m (1)	2.2m (1)	2:07.53	29.09s	28.77s
3	TOMMY TERROR	3	15.6m	5.3m (0)	6.7m (0)	2:08.27	29.20s	29.19s
1	TREBELLION	4	16.9m	10.8m (1)	14.2m (1)	2:08.36	29.33s	28.75s
6	MARINE CREATURE	5	21.2m	9.7m (0)	14.5m (0)	2:08.69	29.44s	29.05s
2	OFFICIAL VIEW	6	21.3m	6.7m (1)	9.4m (1)	2:08.69	29.29s	29.42s
11	I AM TARA	7	67.7m	15.5m (0)	32.7m (0)	2:12.17	30.32s	31.23s
4	CEEBEE	8	112.0m	69.7m (0)	74.0m (0)	2:15.48	29.36s	31.58s
9	ROCK TOGETHER	9	112.7m	69.5m (1)	73.4m (1)	2:15.54	29.33s	31.68s

Finish Position and metres gained

First Arrow shows distance gain/loss from 2nd Qtr to 3rd Qtr,
Second Arrow shows distance gain/loss from 3rd Qtr to Finish
Blue arrow indicates best gain in these quarters.



Young Race 10 Distance 2100m

Tuesday, 3 February 2026

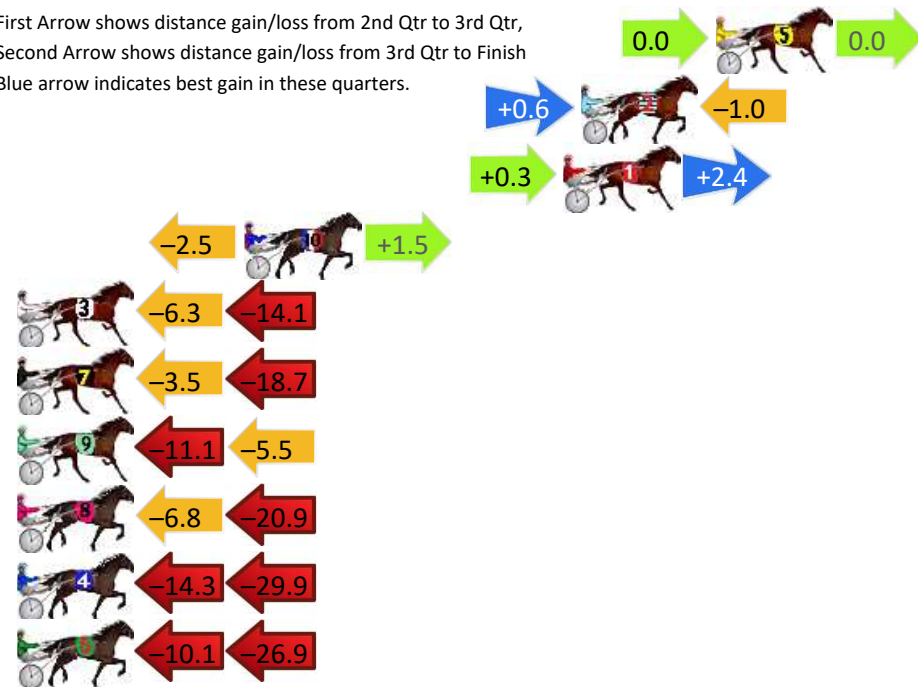
Gross Time: 2:38.40 MileRate: 2:01.40 LeadTime: 35.90s First Qtr: 31.40s Second Qtr: 32.40s Third Qtr: 29.30s Fourth Qtr: 29.40s

DATA TABLE: 800 / 400 Posi's are position from leader and (how wide the horse was at that position)

No	Horse	Plc	Mar	800 Posi	400 Posi	Time	3rd Qtr	4th Qt
5	MERRYWOOD ROSIE	1	0.0m	0.0m (0)	0.0m (0)	2:38.40	29.30s	29.40s
2	LAST FLITE	2	5.4m	5.0m (0)	4.4m (0)	2:38.82	29.26s	29.50s
1	ROCKNROLL GRACE	3	6.1m	8.8m (0)	8.5m (0)	2:38.87	29.28s	29.25s
10	MAGGIE MOTH	4	18.9m	17.9m (1)	20.4m (2)	2:39.86	29.48s	29.37s
3	MAJOR RECKONING	5	30.1m	9.7m (1)	16.0m (2)	2:40.72	29.76s	30.55s
7	YA RACIN BELLA	6	35.4m	13.2m (0)	16.7m (0)	2:41.13	29.56s	30.91s
9	ONE STUNIN MELODY	7	38.6m	22.0m (0)	33.1m (1)	2:41.38	30.11s	29.96s
8	MIDNIGHT CRIMES	8	41.5m	13.8m (1)	20.6m (3)	2:41.60	29.80s	31.10s
4	OUR GIRL ECHO	9	48.7m	4.5m (1)	18.8m (1)	2:42.15	30.35s	31.78s
6	RACING RAY	10	54.6m	17.6m (0)	27.7m (0)	2:42.61	30.04s	31.59s

Finish Position and metres gained

First Arrow shows distance gain/loss from 2nd Qtr to 3rd Qtr,
Second Arrow shows distance gain/loss from 3rd Qtr to Finish
Blue arrow indicates best gain in these quarters.



Visual positions in race at 2nd Quarter



Visual positions in race at 3rd Quarter



Powered by
PJ Harness Analyser

Sectional Analysis Software
Not just form | Free Trial

www.facebook.com/PJHarnessRacing



RISE Digital, Harness Racing Australia nor the provider accepts any responsibility for the completeness or accuracy of any of the information contained herein, and makes no representations about its suitability for any particular purpose. Users should make their own judgements about those matters and/or seek independent advice. You assume all risks associated with use of data provided on this page