

Bathurst Race 1 Distance 2260m

Wednesday, 4 February 2026


Gross Time: 2:46.50 MileRate: 1:58.60 LeadTime: 47.20s First Qtr: 30.60s Second Qtr: 30.60s Third Qtr: 29.40s Fourth Qtr: 28.70s

DATA TABLE: 800 / 400 Posi's are position from leader and (how wide the horse was at that position)

No	Horse	Plc	Mar	800 Posi	400 Posi	Time	3rd Qtr	4th Qt
5	ALWAYSBMYPONY	1	0.0m	12.2m (1)	6.4m (1)	2:46.50	28.97s	28.24s
6	BARLOR HEAVEN	2	3.7m	8.1m (1)	1.4m (1)	2:46.78	28.91s	28.88s
4	MCLEAN	3	4.7m	0.0m (0)	0.0m (0)	2:46.85	29.40s	29.05s
8	THE ROGUE I AM	4	13.7m	16.3m (1)	8.9m (2)	2:47.53	28.85s	29.09s
7	TULHURST TIMMY	5	14.1m	4.4m (0)	5.0m (0)	2:47.56	29.44s	29.40s
1	COULDNT CATCH HIM	6	19.8m	8.2m (0)	10.8m (0)	2:47.99	29.58s	29.41s
3	RIVIERE	7	20.0m	17.0m (0)	13.3m (2)	2:48.01	29.12s	29.25s
9	KICKATINALONGPONY	8	22.4m	12.6m (0)	15.2m (0)	2:48.19	29.58s	29.29s
2	SMOKING SHANNON	9	59.5m	4.0m (1)	10.8m (1)	2:50.98	29.89s	32.40s

Finish Position and metres gained

First Arrow shows distance gain/loss from 2nd Qtr to 3rd Qtr,
Second Arrow shows distance gain/loss from 3rd Qtr to Finish
Blue arrow indicates best gain in these quarters.



800

Visual positions in race at 2nd Quarter



400

Visual positions in race at 3rd Quarter



Powered by



Harness Analyser

Sectional Analysis Software

Not just form | Free Trial

www.facebook.com/PJHarnessRacing



RISE Digital, Harness Racing Australia nor the provider accepts any responsibility for the completeness or accuracy of any of the information contained herein, and makes no representations about its suitability for any particular purpose. Users should make their own judgements about those matters and/or seek independent advice. You assume all risks associated with use of data provided on this page

Bathurst Race 2 Distance 1730m

Wednesday, 4 February 2026

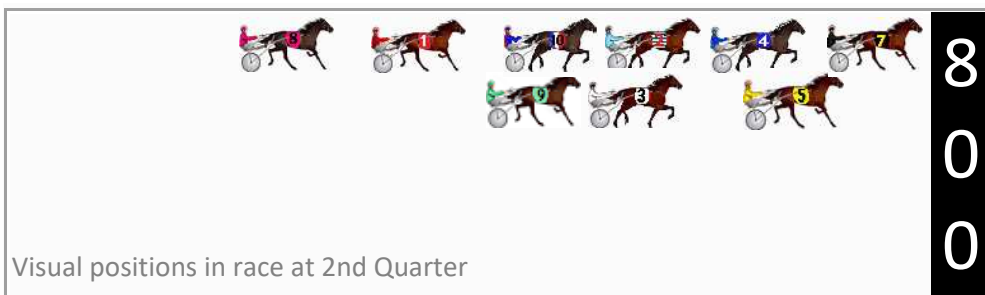
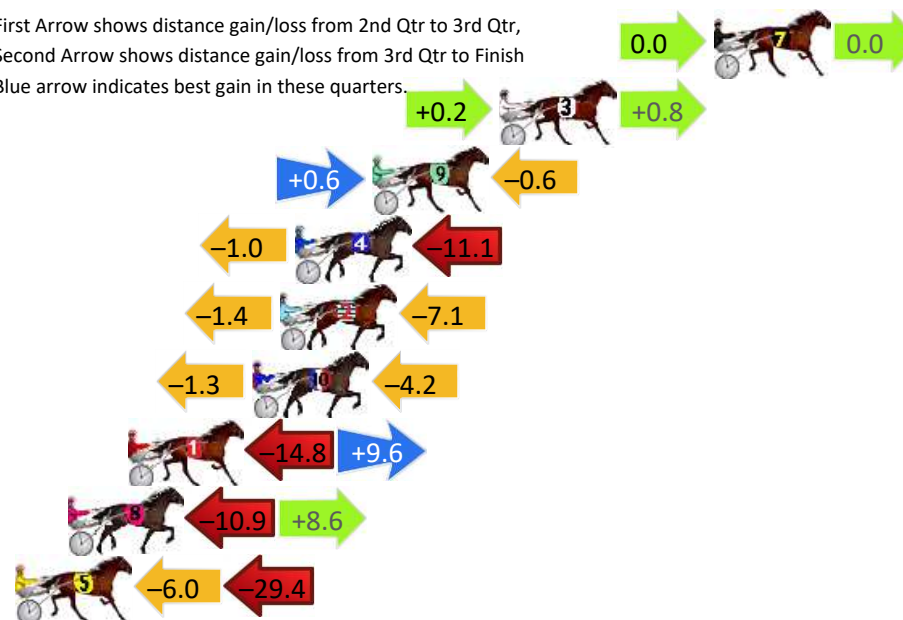
Gross Time: 2:03.40 MileRate: 1:54.80 LeadTime: 8.60s First Qtr: 28.50s Second Qtr: 29.90s Third Qtr: 27.30s Fourth Qtr: 29.10s

DATA TABLE: 800 / 400 Posi's are position from leader and (how wide the horse was at that position)

NoHorse	Plc	Mar	800 Posi	400 Posi	Time	3rd Qtr	4th Qt
7 DONTLETFEARSTOPY A	1	0.0m	0.0m (0)	0.0m (0)	2:03.40	27.30s	29.10s
3 SHAZADELE	2	8.6m	9.6m (1)	9.4m (2)	2:04.06	27.31s	29.10s
9 INDASKY	3	13.7m	13.7m (1)	13.1m (2)	2:04.45	27.29s	29.23s
4 DUN SPRUIKIN	4	16.8m	4.7m (0)	5.7m (0)	2:04.68	27.38s	29.98s
2 POSH FELLA	5	17.4m	8.9m (0)	10.3m (0)	2:04.73	27.42s	29.71s
10 BOHEMIAN BRAWLER	6	18.5m	13.0m (0)	14.3m (0)	2:04.81	27.42s	29.51s
1 LETTYS REASON	7	23.5m	18.3m (0)	33.1m (0)	2:05.19	28.38s	28.57s
8 SAVAGE STORM	8	25.9m	23.6m (0)	34.5m (1)	2:05.38	28.12s	28.66s
5 BEANCOUNTER	9	38.8m	3.4m (1)	9.4m (1)	2:06.36	27.73s	31.40s

Finish Position and metres gained

First Arrow shows distance gain/loss from 2nd Qtr to 3rd Qtr,
Second Arrow shows distance gain/loss from 3rd Qtr to Finish
Blue arrow indicates best gain in these quarters.



Bathurst Race 3 Distance 2260m

Wednesday, 4 February 2026

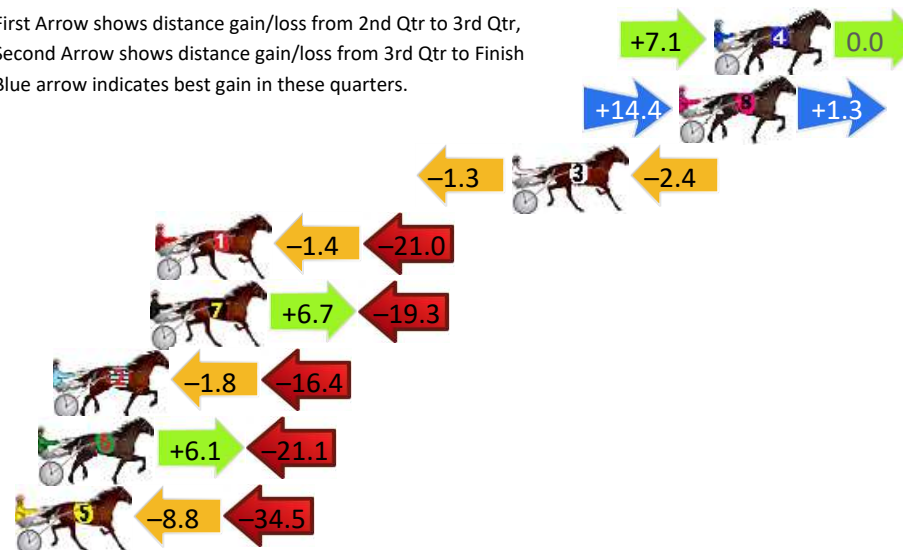
Gross Time: 2:43.90 MileRate: 1:56.70 LeadTime: 46.10s First Qtr: 29.80s Second Qtr: 29.00s Third Qtr: 29.10s Fourth Qtr: 29.90s

DATA TABLE: 800 / 400 Posi's are position from leader and (how wide the horse was at that position)

No	Horse	Plc	Mar	800 Posi	400 Posi	Time	3rd Qtr	4th Qt
4	POPS LEGACY	1	0.0m	7.1m (1)	0.0m (1)	2:43.90	28.59s	29.90s
8	BUDDY BRILLIANCE	2	1.4m	17.1m (1)	2.7m (3)	2:44.01	28.07s	29.81s
3	FIRESTORM RED	3	8.1m	4.4m (0)	5.7m (0)	2:44.53	29.20s	30.11s
1	MAMMALS ALIBI	4	22.4m	0.0m (0)	1.4m (0)	2:45.65	29.20s	31.55s
7	OBADIAH DRAGON	5	22.6m	10.0m (2)	3.3m (2)	2:45.67	28.62s	31.43s
2	BETTORS HOPE	6	26.5m	8.3m (0)	10.1m (2)	2:45.98	29.24s	31.24s
6	SCRUFFY	7	27.1m	12.1m (1)	6.0m (1)	2:46.02	28.67s	31.58s
5	TERRYRAMA	8	56.1m	12.8m (0)	21.6m (0)	2:48.29	29.76s	32.71s


Finish Position and metres gained

First Arrow shows distance gain/loss from 2nd Qtr to 3rd Qtr,
Second Arrow shows distance gain/loss from 3rd Qtr to Finish
Blue arrow indicates best gain in these quarters.



800

Visual positions in race at 2nd Quarter



400

Visual positions in race at 3rd Quarter



Powered by



Harness Analyser

Sectional Analysis Software

Not just form | Free Trial

www.facebook.com/PJHarnessRacing



RISE Digital, Harness Racing Australia nor the provider accepts any responsibility for the completeness or accuracy of any of the information contained herein, and makes no representations about its suitability for any particular purpose. Users should make their own judgements about those matters and/or seek independent advice. You assume all risks associated with use of data provided on this page

Bathurst Race 4 Distance 1730m

Wednesday, 4 February 2026


Gross Time: 2:07.10 MileRate: 1:58.20 LeadTime: 8.10s First Qtr: 31.20s Second Qtr: 31.10s Third Qtr: 28.80s Fourth Qtr: 27.90s

DATA TABLE: 800 / 400 Posi's are position from leader and (how wide the horse was at that position)

NoHorse	Plc	Mar	800 Posi	400 Posi	Time	3rd Qtr	4th Qt
6 ABSOLUTE WEAPON	1	0.0m	10.2m (1)	10.5m (1)	2:07.10	28.81s	27.16s
4 BETTINGONYA	2	9.2m	6.0m (1)	6.5m (1)	2:07.77	28.83s	28.11s
10 LUCKY PUNT	3	9.2m	14.4m (1)	13.6m (2)	2:07.77	28.73s	27.61s
3 PHANTOM STAR	4	12.9m	0.0m (0)	0.0m (0)	2:08.05	28.80s	28.85s
2 GET UP BETTY	5	13.5m	12.3m (0)	13.1m (0)	2:08.09	28.84s	27.97s
8 RIP ROCK	6	14.2m	16.2m (0)	16.8m (1)	2:08.14	28.82s	27.76s
7 FIFTY THREE STARS	7	19.1m	18.9m (1)	18.2m (2)	2:08.50	28.73s	28.02s
5 WINDY HILL WHISKEY	8	20.7m	2.1m (1)	2.6m (1)	2:08.62	28.83s	29.24s
9 LADY DELORIS	9	21.7m	8.4m (0)	9.1m (0)	2:08.69	28.84s	28.85s
1 LOOKOUT	10	23.0m	3.9m (0)	4.6m (0)	2:08.79	28.84s	29.27s

Finish Position and metres gained

First Arrow shows distance gain/loss from 2nd Qtr to 3rd Qtr,
Second Arrow shows distance gain/loss from 3rd Qtr to Finish
Blue arrow indicates best gain in these quarters.



800

Visual positions in race at 2nd Quarter



400

Visual positions in race at 3rd Quarter



Powered by



Harness Analyser

Sectional Analysis Software

Not just form | Free Trial

www.facebook.com/PJHarnessRacing



RISE Digital, Harness Racing Australia nor the provider accepts any responsibility for the completeness or accuracy of any of the information contained herein, and makes no representations about its suitability for any particular purpose. Users should make their own judgements about those matters and/or seek independent advice. You assume all risks associated with use of data provided on this page

Bathurst Race 5 Distance 1730m

Wednesday, 4 February 2026

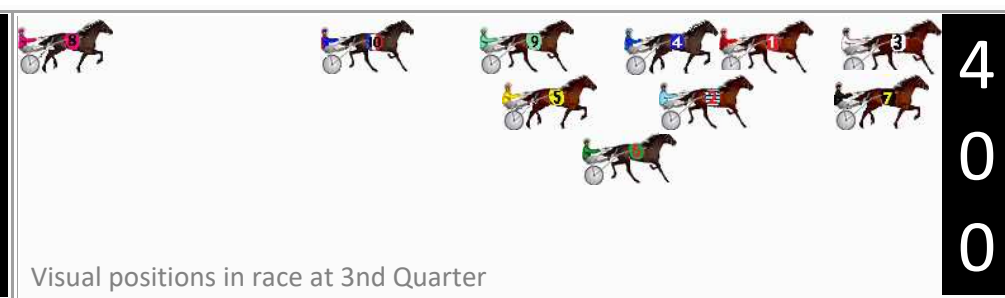


Gross Time: 2:03.20 MileRate: 1:54.70 LeadTime: 8.30s First Qtr: 28.50s Second Qtr: 30.90s Third Qtr: 27.30s Fourth Qtr: 28.20s

DATA TABLE: 800 / 400 Posi's are position from leader and (how wide the horse was at that position)

NoHorse	Plc	Mar	800 Posi	400 Posi	Time	3rd Qtr	4th Qt
7 MR TEDDY	1	0.0m	1.0m (1)	0.3m (1)	2:03.20	27.25s	28.18s
3 GLENEAGLE RULER	2	0.8m	0.0m (0)	0.0m (0)	2:03.26	27.30s	28.26s
4 GRAYSON RED	3	2.3m	9.4m (0)	8.7m (0)	2:03.37	27.26s	27.77s
5 CHICAGO BART	4	3.0m	15.2m (1)	13.6m (1)	2:03.42	27.21s	27.48s
1 HOPPALONGPOG	5	4.8m	5.3m (0)	4.9m (0)	2:03.56	27.28s	28.22s
6 TAPAGANOOSH	6	4.9m	11.1m (1)	10.4m (2)	2:03.56	27.27s	27.84s
9 PAS DE CHEVAL	7	6.4m	14.2m (0)	14.5m (0)	2:03.67	27.34s	27.67s
2 OUR ROCKER	8	8.7m	6.3m (1)	7.3m (1)	2:03.84	27.37s	28.34s
10 HES CHIMING	9	11.9m	19.5m (0)	20.9m (0)	2:04.08	27.42s	27.64s
8 COLLECT A DIME	10	33.8m	27.1m (0)	36.5m (0)	2:05.70	27.98s	28.18s

Finish Position and metres gained

First Arrow shows distance gain/loss from 2nd Qtr to 3rd Qtr,
Second Arrow shows distance gain/loss from 3rd Qtr to Finish
Blue arrow indicates best gain in these quarters.



Bathurst Race 6 Distance 1730m

Wednesday, 4 February 2026


Gross Time: 2:04.90 MileRate: 1:56.20 LeadTime: 8.30s First Qtr: 28.50s Second Qtr: 30.70s Third Qtr: 29.50s Fourth Qtr: 27.90s

DATA TABLE: 800 / 400 Posi's are position from leader and (how wide the horse was at that position)

No	Horse	Plc	Mar	800 Posi	400 Posi	Time	3rd Qtr	4th Qt
6	STARLIGHT SASS	1	0.0m	0.0m (0)	0.0m (0)	2:04.90	29.50s	27.90s
4	DUFFY HOLLOW	2	10.4m	4.4m (0)	4.5m (0)	2:05.66	29.50s	28.34s
10	HOOKED ON WINNING	3	17.9m	17.5m (0)	17.4m (0)	2:06.21	29.46s	27.97s
1	RIVERINA FLASH	4	19.4m	8.7m (0)	9.0m (0)	2:06.32	29.50s	28.68s
3	ALTA DOWNS	5	20.5m	11.3m (1)	11.5m (1)	2:06.40	29.49s	28.58s
5	CHELSEAS GIRL	6	20.7m	16.2m (1)	16.0m (1)	2:06.42	29.45s	28.28s
7	HAZZA IS WATCHING	7	27.5m	7.5m (1)	7.3m (2)	2:06.92	29.47s	29.40s
9	GABBYS SPORTSTAR	8	27.8m	13.1m (0)	12.9m (0)	2:06.94	29.46s	29.02s
8	FOLLOW THE ECLIPSE	9	33.5m	2.1m (1)	3.1m (1)	2:07.36	29.57s	30.14s

Finish Position and metres gained

First Arrow shows distance gain/loss from 2nd Qtr to 3rd Qtr,
Second Arrow shows distance gain/loss from 3rd Qtr to Finish
Blue arrow indicates best gain in these quarters.



800

Visual positions in race at 2nd Quarter



400

Visual positions in race at 3rd Quarter



Powered by



Harness Analyser

Sectional Analysis Software

Not just form | Free Trial

www.facebook.com/PJHarnessRacing



RISE Digital, Harness Racing Australia nor the provider accepts any responsibility for the completeness or accuracy of any of the information contained herein, and makes no representations about its suitability for any particular purpose. Users should make their own judgements about those matters and/or seek independent advice. You assume all risks associated with use of data provided on this page

Bathurst Race 7 Distance 1730m

Wednesday, 4 February 2026



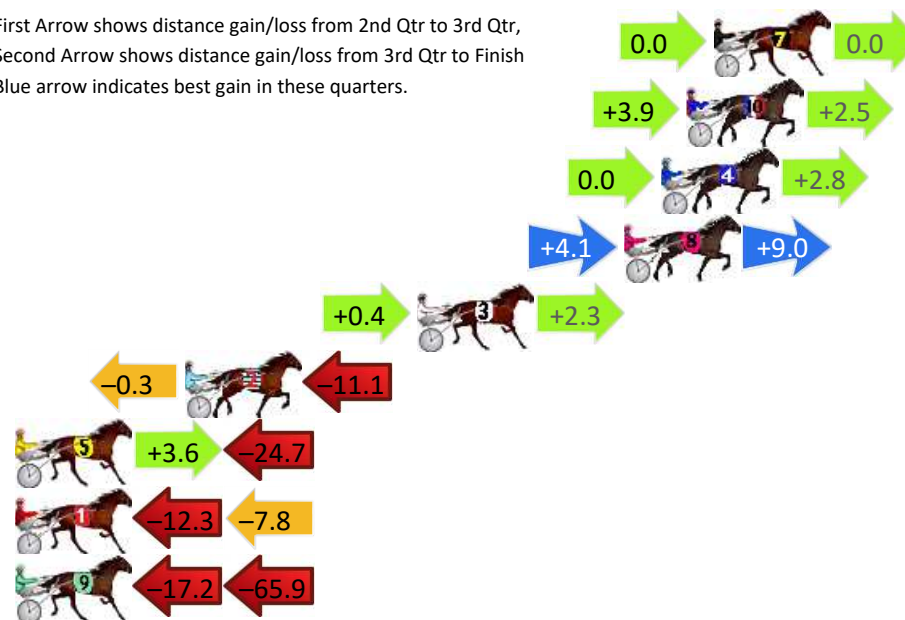
Gross Time: 2:06.00 MileRate: 1:57.20 LeadTime: 8.60s First Qtr: 27.50s Second Qtr: 31.10s Third Qtr: 29.70s Fourth Qtr: 29.10s

DATA TABLE: 800 / 400 Posi's are position from leader and (how wide the horse was at that position)

No	Horse	Plc	Mar	800 Posi	400 Posi	Time	3rd Qtr	4th Qt
7	THEYCALLMEBRUCE	1	0.0m	0.0m (0)	0.0m (0)	2:06.00	29.70s	29.10s
10	JEWEL MISTRESS	2	1.1m	7.5m (1)	3.6m (1)	2:06.08	29.41s	28.92s
4	BRIDGE ON FIRE	3	2.1m	4.9m (0)	4.9m (0)	2:06.16	29.70s	28.90s
8	SHAUN SHANNON	4	3.6m	16.7m (1)	12.6m (2)	2:06.27	29.39s	28.45s
3	ULTIMATE COOKIE	5	11.9m	14.6m (0)	14.2m (0)	2:06.91	29.66s	28.97s
2	ROYAL FOCUS	6	21.2m	9.8m (0)	10.1m (0)	2:07.62	29.72s	29.98s
5	MARABELLE	7	32.9m	11.8m (1)	8.2m (1)	2:08.51	29.43s	31.01s
1	FAKE MINT	8	39.6m	19.5m (0)	31.8m (0)	2:09.02	30.58s	29.80s
9	IN LEXYS WORDS	9	196.2m	113.1m (1)	130.3m (1)	2:20.98	30.87s	34.56s

Finish Position and metres gained

First Arrow shows distance gain/loss from 2nd Qtr to 3rd Qtr,
Second Arrow shows distance gain/loss from 3rd Qtr to Finish
Blue arrow indicates best gain in these quarters.



Bathurst Race 8 Distance 2260m

Wednesday, 4 February 2026

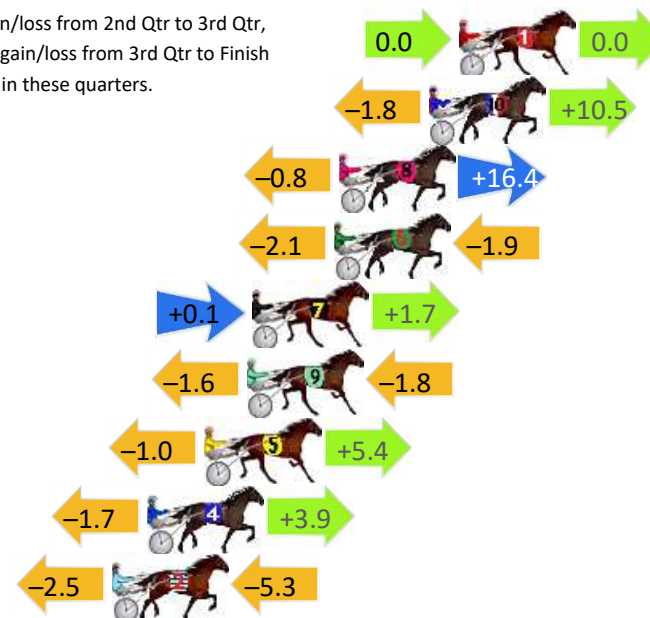
Gross Time: 2:53.80 MileRate: 2:03.70 LeadTime: 51.10s First Qtr: 33.40s Second Qtr: 31.50s Third Qtr: 28.40s Fourth Qtr: 29.40s

DATA TABLE: 800 / 400 Posi's are position from leader and (how wide the horse was at that position)

No	Horse	Plc	Mar	800 Posi	400 Posi	Time	3rd Qtr	4th Qt
1	FOX TROT	1	0.0m	0.0m (0)	0.0m (0)	2:53.80	28.40s	29.40s
10	TALK TO LEXY	2	1.2m	9.9m (0)	11.7m (0)	2:53.89	28.54s	28.65s
8	LLANFAIR ROCKY	3	4.8m	20.4m (0)	21.2m (0)	2:54.17	28.48s	28.25s
6	BOOMER SHANNON	4	5.0m	1.0m (1)	3.1m (1)	2:54.19	28.55s	29.57s
7	WARRAWEE JACK	5	8.3m	10.1m (1)	10.0m (2)	2:54.44	28.41s	29.32s
9	FAIR ACCOUNT	6	8.5m	5.1m (0)	6.7m (0)	2:54.46	28.52s	29.58s
5	NAVIE JO	7	10.2m	14.6m (1)	15.6m (2)	2:54.59	28.49s	29.07s
4	RINGAROSA	8	12.5m	14.7m (0)	16.4m (1)	2:54.76	28.54s	29.18s
2	LUCKY LENNY	9	13.9m	6.1m (1)	8.6m (1)	2:54.87	28.59s	29.85s


Finish Position and metres gained

First Arrow shows distance gain/loss from 2nd Qtr to 3rd Qtr,
Second Arrow shows distance gain/loss from 3rd Qtr to Finish
Blue arrow indicates best gain in these quarters.



800

Visual positions in race at 2nd Quarter



400

Visual positions in race at 3rd Quarter



Powered by



Harness Analyser

Sectional Analysis Software

Not just form | Free Trial

www.facebook.com/PJHarnessRacing



RISE Digital, Harness Racing Australia nor the provider accepts any responsibility for the completeness or accuracy of any of the information contained herein, and makes no representations about its suitability for any particular purpose. Users should make their own judgements about those matters and/or seek independent advice. You assume all risks associated with use of data provided on this page