

Penrith Race 1 Distance 1720m

Thursday, 5 February 2026


Gross Time: 2:04.20 MileRate: 1:56.20 LeadTime: 7.30s First Qtr: 28.70s Second Qtr: 30.30s Third Qtr: 28.90s Fourth Qtr: 29.00s

DATA TABLE: 800 / 400 Posi's are position from leader and (how wide the horse was at that position)

NoHorse	Plc	Mar	800 Posi	400 Posi	Time	3rd Qtr	4th Qt
4 THE BEST OF YOU	1	0.0m	4.4m (1)	4.8m (1)	2:04.20	28.93s	28.65s
6 WHEREISHE	2	0.4m	20.4m (1)	15.8m (2)	2:04.23	28.57s	27.89s
2 FLO RYDA	3	5.4m	8.4m (1)	9.0m (1)	2:04.61	28.94s	28.74s
1 BETTING STAR	4	5.6m	0.0m (0)	0.0m (0)	2:04.63	28.90s	29.40s
9 JOHNNY TANG	5	6.7m	12.4m (1)	13.2m (1)	2:04.71	28.96s	28.53s
3 EBBONY STORM	6	8.7m	16.4m (1)	17.0m (1)	2:04.86	28.94s	28.40s
8 RIO DE JANEIRO BLUE	7	9.7m	8.2m (0)	9.4m (0)	2:04.94	28.99s	29.02s
5 PETES BIG JIM	8	11.5m	0.4m (1)	0.8m (1)	2:05.08	28.93s	29.77s
10 MISTER QUIRK	9	12.6m	12.0m (0)	13.6m (0)	2:05.16	29.02s	28.93s
7 PLAY SOUTHERNLAND	10	22.4m	4.0m (0)	5.2m (0)	2:05.90	28.98s	30.24s

Finish Position and metres gained

First Arrow shows distance gain/loss from 2nd Qtr to 3rd Qtr,
Second Arrow shows distance gain/loss from 3rd Qtr to Finish
Blue arrow indicates best gain in these quarters.



Visual positions in race at 2nd Quarter



Visual positions in race at 3rd Quarter



Powered by



Harness Analyser

Sectional Analysis Software

Not just form | Free Trial

www.facebook.com/PJHarnessRacing



RISE Digital, Harness Racing Australia nor the provider accepts any responsibility for the completeness or accuracy of any of the information contained herein, and makes no representations about its suitability for any particular purpose. Users should make their own judgements about those matters and/or seek independent advice. You assume all risks associated with use of data provided on this page

Penrith Race 2 Distance 2125m

Thursday, 5 February 2026


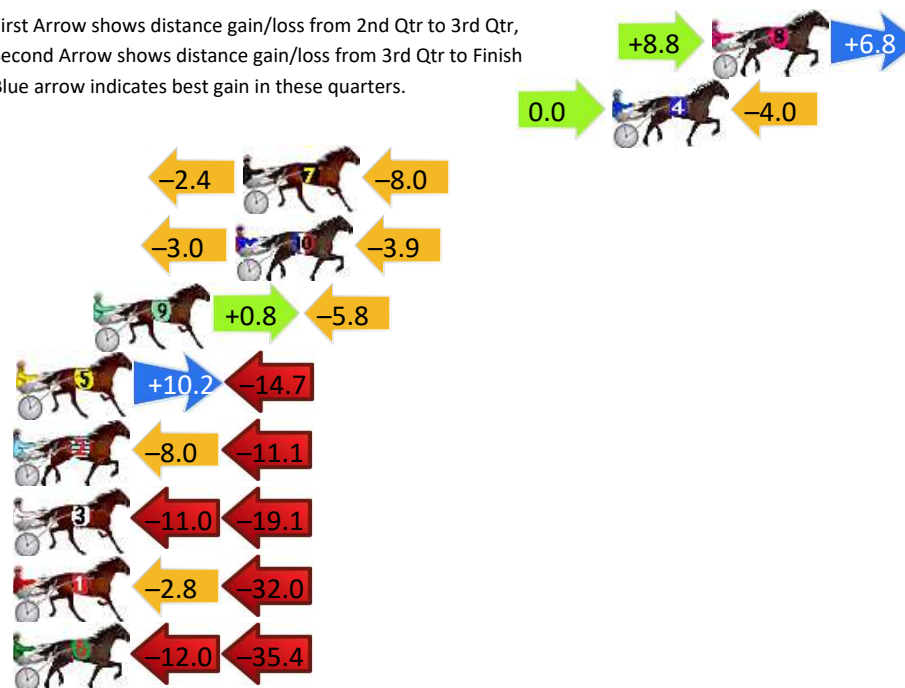
Gross Time: 2:34.70 MileRate: 1:57.20 LeadTime: 36.70s First Qtr: 30.00s Second Qtr: 29.50s Third Qtr: 29.90s Fourth Qtr: 28.60s

DATA TABLE: 800 / 400 Posi's are position from leader and (how wide the horse was at that position)

No	Horse	Plc	Mar	800 Posi	400 Posi	Time	3rd Qtr	4th Qt
8	PELIGROSO	1	0.0m	15.6m (1)	6.8m (2)	2:34.70	29.25s	28.12s
4	CAPTAIN DAN	2	4.0m	0.0m (0)	0.0m (0)	2:35.00	29.91s	28.88s
7	DESIDERIO	3	18.8m	8.4m (0)	10.8m (1)	2:36.11	30.09s	29.17s
10	AGIFTFROMTHEANGELS	4	19.1m	12.2m (0)	15.2m (0)	2:36.13	30.12s	28.88s
9	LYNNSANITY	5	24.8m	19.8m (1)	19.0m (3)	2:36.56	29.85s	29.01s
5	MINI MINE YET	6	27.9m	23.4m (2)	13.2m (3)	2:36.80	29.18s	29.65s
2	REIGN MAKER	7	30.5m	11.4m (1)	19.4m (0)	2:36.99	30.50s	29.39s
3	MADAZALWAYS	8	37.5m	7.4m (1)	18.4m (2)	2:37.52	30.73s	29.96s
1	ROGERVALERIO LOMBO	9	39.2m	4.4m (0)	7.2m (0)	2:37.64	30.16s	30.88s
6	GREY CADILLAC	10	49.8m	2.4m (1)	14.4m (2)	2:38.44	30.83s	31.12s

Finish Position and metres gained

First Arrow shows distance gain/loss from 2nd Qtr to 3rd Qtr, Second Arrow shows distance gain/loss from 3rd Qtr to Finish Blue arrow indicates best gain in these quarters.



Visual positions in race at 2nd Quarter

800



Visual positions in race at 3rd Quarter

400



Powered by



Harness Analyser

Sectional Analysis Software

Not just form | Free Trial

www.facebook.com/PJHarnessRacing



RISE Digital, Harness Racing Australia nor the provider accepts any responsibility for the completeness or accuracy of any of the information contained herein, and makes no representations about its suitability for any particular purpose. Users should make their own judgements about those matters and/or seek independent advice. You assume all risks associated with use of data provided on this page

Penrith Race 3 Distance 2125m

Thursday, 5 February 2026

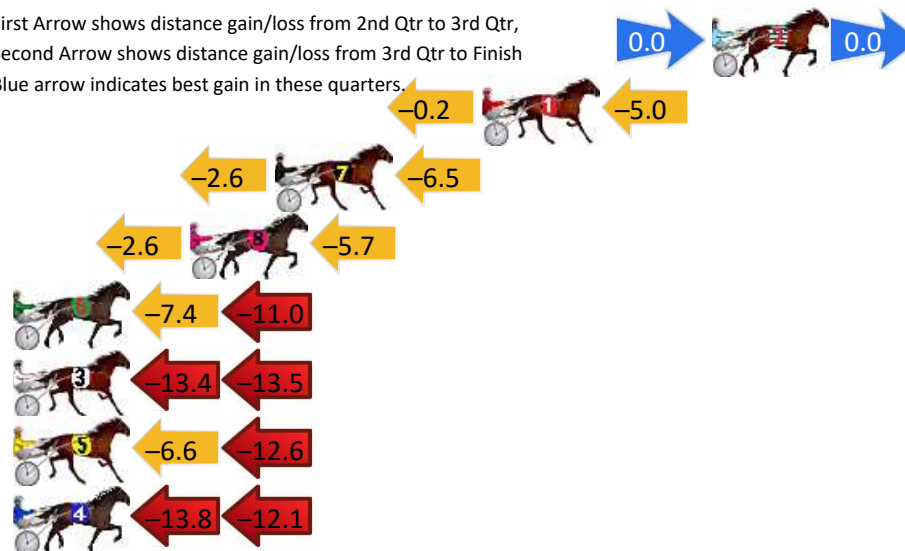
Gross Time: 2:32.60 MileRate: 1:55.50 LeadTime: 38.20s First Qtr: 29.90s Second Qtr: 28.50s Third Qtr: 27.70s Fourth Qtr: 28.30s

DATA TABLE: 800 / 400 Posi's are position from leader and (how wide the horse was at that position)

NoHorse	Plc	Mar	800 Posi	400 Posi	Time	3rd Qtr	4th Qt
2 CERISE RAINBOW	1	0.0m	0.0m (0)	0.0m (0)	2:32.60	27.70s	28.30s
1 SLYX	2	9.2m	4.0m (0)	4.2m (0)	2:33.28	27.71s	28.65s
7 MIZZ ADELE	3	17.5m	8.4m (0)	11.0m (0)	2:33.90	27.88s	28.76s
8 STORMTIDE	4	20.9m	12.6m (0)	15.2m (0)	2:34.15	27.88s	28.70s
6 ROCKNROLL GIG	5	35.2m	16.8m (1)	24.2m (2)	2:35.22	28.21s	29.07s
3 OURTREACHEROUS REIGN	6	35.7m	8.8m (1)	22.2m (1)	2:35.25	28.62s	29.25s
5 RAINBOW TITAN	7	36.0m	16.8m (0)	23.4m (0)	2:35.28	28.15s	29.19s
4 HOT CRUISE CONTROL	8	38.7m	12.8m (1)	26.6m (1)	2:35.48	28.65s	29.15s


Finish Position and metres gained

First Arrow shows distance gain/loss from 2nd Qtr to 3rd Qtr,
Second Arrow shows distance gain/loss from 3rd Qtr to Finish
Blue arrow indicates best gain in these quarters.



800

Visual positions in race at 2nd Quarter



400

Visual positions in race at 3rd Quarter



Penrith Race 4 Distance 1720m

Thursday, 5 February 2026

Gross Time: 2:04.20 MileRate: 1:56.20 LeadTime: 7.50s First Qtr: 30.10s Second Qtr: 30.20s Third Qtr: 27.50s Fourth Qtr: 28.90s

DATA TABLE: 800 / 400 Posi's are position from leader and (how wide the horse was at that position)

NoHorse	Plc	Mar	800 Posi	400 Posi	Time	3rd Qtr	4th Qt
1 SMOKESCREEN	1	0.0m	4.0m (0)	5.6m (0)	2:04.20	27.62s	28.50s
4 I BET YOU	2	1.2m	1.2m (1)	0.0m (1)	2:04.29	27.41s	28.99s
3 PORT AU PRINCE	3	2.9m	0.0m (0)	1.4m (0)	2:04.42	27.60s	29.01s
7 ONE FOR THE RODI	4	4.9m	8.0m (0)	9.6m (0)	2:04.57	27.62s	28.56s
6 WHATABOYJACK	5	8.2m	17.6m (1)	19.4m (0)	2:04.82	27.65s	28.10s
5 SUNDAY MORNINGS	6	9.3m	5.2m (1)	5.4m (1)	2:04.91	27.51s	29.18s
9 ADMIRABLE	7	9.5m	13.4m (1)	14.0m (1)	2:04.92	27.55s	28.58s
8 HEAVENLY REASON	8	10.5m	9.4m (1)	9.8m (1)	2:05.00	27.53s	28.95s
2 JOHN MCLEAN	9	11.3m	12.6m (0)	13.8m (0)	2:05.06	27.59s	28.72s

Finish Position and metres gained

First Arrow shows distance gain/loss from 2nd Qtr to 3rd Qtr,
Second Arrow shows distance gain/loss from 3rd Qtr to Finish
Blue arrow indicates best gain in these quarters.



800

Visual positions in race at 2nd Quarter



400

Visual positions in race at 3rd Quarter

Penrith Race 5 Distance 2125m

Thursday, 5 February 2026

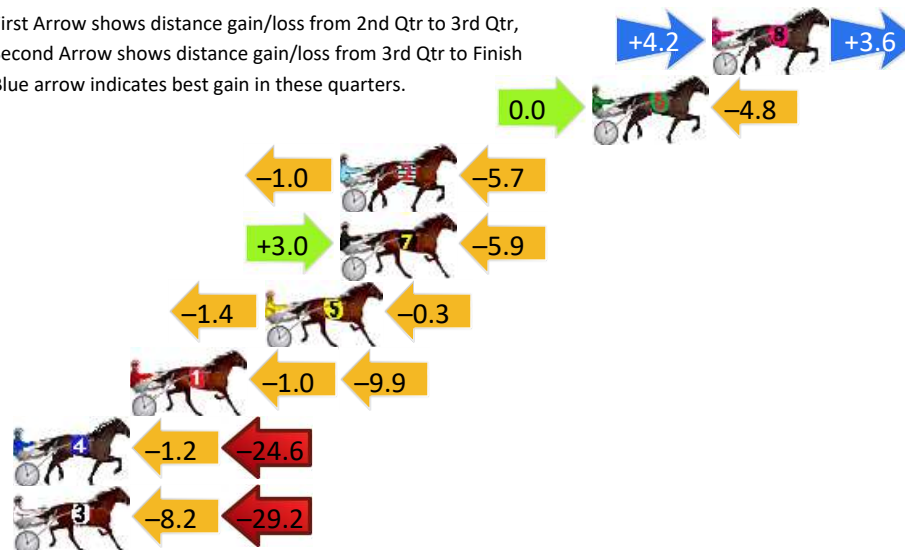
Gross Time: 2:32.50 MileRate: 1:55.50 LeadTime: 35.00s First Qtr: 30.90s Second Qtr: 29.80s Third Qtr: 28.60s Fourth Qtr: 28.20s

DATA TABLE: 800 / 400 Posi's are position from leader and (how wide the horse was at that position)

NoHorse	Plc	Mar	800 Posi	400 Posi	Time	3rd Qtr	4th Qt
8 PROMISING	1	0.0m	7.8m (1)	3.6m (1)	2:32.50	28.30s	27.95s
6 JALANEEL	2	4.8m	0.0m (0)	0.0m (0)	2:32.86	28.60s	28.54s
2 PLAYA BLANCA	3	14.9m	8.2m (0)	9.2m (0)	2:33.60	28.67s	28.60s
7 ROYAL DIVISION	3	14.9m	12.0m (1)	9.0m (2)	2:33.60	28.39s	28.61s
5 ALTA MAGACIAN	5	17.9m	16.2m (0)	17.6m (1)	2:33.83	28.70s	28.22s
1 CHARLIES ACE	6	23.3m	12.4m (0)	13.4m (0)	2:34.23	28.68s	28.89s
4 GIVE ME A MINUTE	7	29.8m	4.0m (0)	5.2m (0)	2:34.71	28.70s	29.92s
3 MISTER MANAGER	8	41.2m	3.8m (1)	12.0m (1)	2:35.55	29.19s	30.25s

Finish Position and metres gained

First Arrow shows distance gain/loss from 2nd Qtr to 3rd Qtr,
Second Arrow shows distance gain/loss from 3rd Qtr to Finish
Blue arrow indicates best gain in these quarters.



800

Visual positions in race at 2nd Quarter



400

Visual positions in race at 3rd Quarter



Powered by



Harness Analyser

Sectional Analysis Software

Not just form | Free Trial

www.facebook.com/PJHarnessRacing



RISE Digital, Harness Racing Australia nor the provider accepts any responsibility for the completeness or accuracy of any of the information contained herein, and makes no representations about its suitability for any particular purpose. Users should make their own judgements about those matters and/or seek independent advice. You assume all risks associated with use of data provided on this page

Penrith Race 6 Distance 2125m

Thursday, 5 February 2026


Gross Time: 2:37.70 MileRate: 1:59.40 LeadTime: 36.90s First Qtr: 29.90s Second Qtr: 30.10s Third Qtr: 29.90s Fourth Qtr: 30.90s

DATA TABLE: 800 / 400 Posi's are position from leader and (how wide the horse was at that position)

NoHorse	Plc	Mar	800 Posi	400 Posi	Time	3rd Qtr	4th Qt
7 TIGER EUPHEME	1	0.0m	7.8m (1)	0.0m (2)	2:37.70	29.31s	30.90s
3 IMA SHINKANSEN	2	2.9m	3.8m (1)	4.4m (2)	2:37.93	29.95s	30.78s
4 GO TESS GO	3	3.1m	7.8m (0)	8.6m (2)	2:37.95	29.97s	30.48s
6 JANELLE MAY	4	5.3m	15.6m (1)	12.6m (2)	2:38.13	29.68s	30.34s
8 NEED FOUR SPEED	5	11.2m	0.0m (1)	2.4m (1)	2:38.61	30.07s	31.58s
9 THE POSTMASTER	6	16.1m	0.0m (0)	4.4m (0)	2:39.00	30.22s	31.80s
5 PEPPi GRATZ	7	17.2m	11.8m (1)	8.2m (3)	2:39.09	29.62s	31.59s
1 MY FRIEND MOLLY	8	17.6m	11.8m (0)	14.2m (0)	2:39.12	30.08s	31.16s
2 TOMMYS LUCK	9	19.5m	3.8m (0)	7.6m (1)	2:39.28	30.17s	31.81s
10 TARA JIM	10	27.9m	15.8m (0)	22.6m (1)	2:39.95	30.41s	31.31s

Finish Position and metres gained

First Arrow shows distance gain/loss from 2nd Qtr to 3rd Qtr, Second Arrow shows distance gain/loss from 3rd Qtr to Finish Blue arrow indicates best gain in these quarters.



800

Visual positions in race at 2nd Quarter



400

Visual positions in race at 3rd Quarter



Powered by



Harness Analyser

Sectional Analysis Software

Not just form | Free Trial

www.facebook.com/PJHarnessRacing



RISE Digital, Harness Racing Australia nor the provider accepts any responsibility for the completeness or accuracy of any of the information contained herein, and makes no representations about its suitability for any particular purpose. Users should make their own judgements about those matters and/or seek independent advice. You assume all risks associated with use of data provided on this page

Penrith Race 7 Distance 1720m

Thursday, 5 February 2026

Gross Time: 2:05.80

MileRate: 1:57.70

LeadTime: 7.60s

First Qtr: 30.40s

Second Qtr: 29.60s

Third Qtr: 28.00s


Fourth Qtr: 30.20s

DATA TABLE: 800 / 400 Posi's are position from leader and (how wide the horse was at that position)

NoHorse	Plc	Mar	800 Posi	400 Posi	Time	3rd Qtr	4th Qt
4 KELLYS COLOURS	1	0.0m	1.0m (1)	0.0m (1)	2:05.80	27.93s	30.20s
2 TARAS TEMPTATION	2	0.1m	0.0m (0)	0.2m (0)	2:05.81	28.01s	30.19s
8 BELLAMYS BLAST	3	2.1m	9.6m (2)	11.2m (1)	2:05.97	28.14s	29.52s
1 TARAESS	4	4.1m	5.2m (0)	5.8m (0)	2:06.12	28.05s	30.07s
9 MICKEYS RUN	5	9.1m	3.8m (2)	9.8m (2)	2:06.52	28.44s	30.15s
5 CAPTAINS DELIGHT	6	11.0m	18.6m (1)	15.6m (2)	2:06.67	27.80s	29.85s
6 THATS WICKED	7	11.3m	14.0m (2)	12.2m (3)	2:06.69	27.87s	30.13s
7 IDEAL AGENDA	8	16.9m	9.6m (0)	9.6m (0)	2:07.14	27.98s	30.75s
3 STANNUM	9	27.3m	6.4m (1)	7.0m (1)	2:07.96	27.99s	31.72s

Finish Position and metres gained

First Arrow shows distance gain/loss from 2nd Qtr to 3rd Qtr,
Second Arrow shows distance gain/loss from 3rd Qtr to Finish
Blue arrow indicates best gain in these quarters.



Visual positions in race at 2nd Quarter

800



Visual positions in race at 3rd Quarter

400



Powered by



Harness Analyser

Sectional Analysis Software

Not just form | Free Trial

www.facebook.com/PJHarnessRacing



RISE Digital, Harness Racing Australia nor the provider accepts any responsibility for the completeness or accuracy of any of the information contained herein, and makes no representations about its suitability for any particular purpose. Users should make their own judgements about those matters and/or seek independent advice. You assume all risks associated with use of data provided on this page

Penrith Race 8 Distance 2125m

Thursday, 5 February 2026


Gross Time: 2:36.30 MileRate: 1:58.40 LeadTime: 38.90s First Qtr: 29.10s Second Qtr: 29.70s Third Qtr: 28.90s Fourth Qtr: 29.70s

DATA TABLE: 800 / 400 Posi's are position from leader and (how wide the horse was at that position)

No	Horse	Plc	Mar	800 Posi	400 Posi	Time	3rd Qtr	4th Qt
2	CARIBBEAN RUNA	1	0.0m	4.2m (0)	4.0m (0)	2:36.30	28.89s	29.40s
1	KNOCKOUT TYSON	2	11.9m	8.4m (0)	8.0m (0)	2:37.23	28.87s	29.99s
3	DANCING WITH MY EX	3	12.3m	0.0m (0)	0.0m (0)	2:37.26	28.89s	30.61s
5	LOOKIN GOOD MARGIE	4	13.2m	16.6m (0)	14.4m (1)	2:37.33	28.74s	29.61s
7	FORESIGHT	5	17.7m	12.4m (0)	10.4m (1)	2:37.68	28.75s	30.24s
10	JAKCAM FLYER	6	21.3m	0.8m (1)	4.4m (1)	2:37.96	29.15s	30.95s
6	BIRDY GAL	7	28.1m	20.0m (1)	18.0m (2)	2:38.49	28.74s	30.45s
9	ED MENDES	8	29.8m	15.4m (1)	10.4m (3)	2:38.62	28.52s	31.13s
4	SPARKLA	9	33.1m	5.4m (1)	7.6m (2)	2:38.88	29.03s	31.58s
8	KINGSTON RAINBOW	10	35.7m	11.4m (1)	13.0m (2)	2:39.08	28.99s	31.38s

Finish Position and metres gained

First Arrow shows distance gain/loss from 2nd Qtr to 3rd Qtr, Second Arrow shows distance gain/loss from 3rd Qtr to Finish
Blue arrow indicates best gain in these quarters.



800

Visual positions in race at 2nd Quarter



400

Visual positions in race at 3rd Quarter



Powered by



Harness Analyser

Sectional Analysis Software

Not just form | Free Trial

www.facebook.com/PJHarnessRacing



RISE Digital, Harness Racing Australia nor the provider accepts any responsibility for the completeness or accuracy of any of the information contained herein, and makes no representations about its suitability for any particular purpose. Users should make their own judgements about those matters and/or seek independent advice. You assume all risks associated with use of data provided on this page