

# Tamworth Race 1 Distance 1609m

Thursday, 5 February 2026


Gross Time: 1:56.50 MileRate: 1:56.50 LeadTime: 0.00s First Qtr: 28.60s Second Qtr: 30.20s Third Qtr: 29.00s Fourth Qtr: 28.80s

DATA TABLE: 800 / 400 Posi's are position from leader and (how wide the horse was at that position)

No	Horse	Plc	Mar	800 Posi	400 Posi	Time	3rd Qtr	4th Qt
2	WANTED POSTER	1	0.0m	0.0m (0)	0.0m (0)	1:56.50	29.00s	28.80s
3	TRY CATCHING ME	2	30.8m	11.0m (1)	16.6m (3)	1:58.83	29.41s	29.82s
5	WHAT AGAIN SHANNON	3	37.6m	3.4m (1)	12.4m (1)	1:59.34	29.65s	30.60s
4	BULL SHARK	4	38.2m	7.4m (1)	15.4m (2)	1:59.39	29.58s	30.43s
7	LORD JAYDO	5	40.8m	8.4m (0)	16.0m (0)	1:59.58	29.55s	30.58s
9	SCATTERSHOT	6	43.2m	19.0m (1)	28.8m (2)	1:59.77	29.71s	29.83s
8	ROCK AROUND	7	44.7m	15.0m (1)	24.4m (1)	1:59.88	29.68s	30.25s
10	SPOOKY ART	8	44.9m	21.6m (2)	36.4m (1)	1:59.89	30.07s	29.41s
1	DAZZLING GEMS	9	61.7m	4.4m (0)	12.0m (0)	2:01.16	29.56s	32.36s
6	MOONLIGHT RIVER	10	74.7m	15.4m (0)	22.8m (0)	2:02.15	29.54s	32.52s


## Finish Position and metres gained

First Arrow shows distance gain/loss from 2nd Qtr to 3rd Qtr, Second Arrow shows distance gain/loss from 3rd Qtr to Finish Blue arrow indicates best gain in these quarters.



Visual positions in race at 2nd Quarter

800



Visual positions in race at 3rd Quarter

400



Powered by



Harness Analyser

Sectional Analysis Software

Not just form | Free Trial

[www.facebook.com/PJHarnessRacing](http://www.facebook.com/PJHarnessRacing)



RISE Digital, Harness Racing Australia nor the provider accepts any responsibility for the completeness or accuracy of any of the information contained herein, and makes no representations about its suitability for any particular purpose. Users should make their own judgements about those matters and/or seek independent advice. You assume all risks associated with use of data provided on this page

# Tamworth Race 2 Distance 1609m

Thursday, 5 February 2026

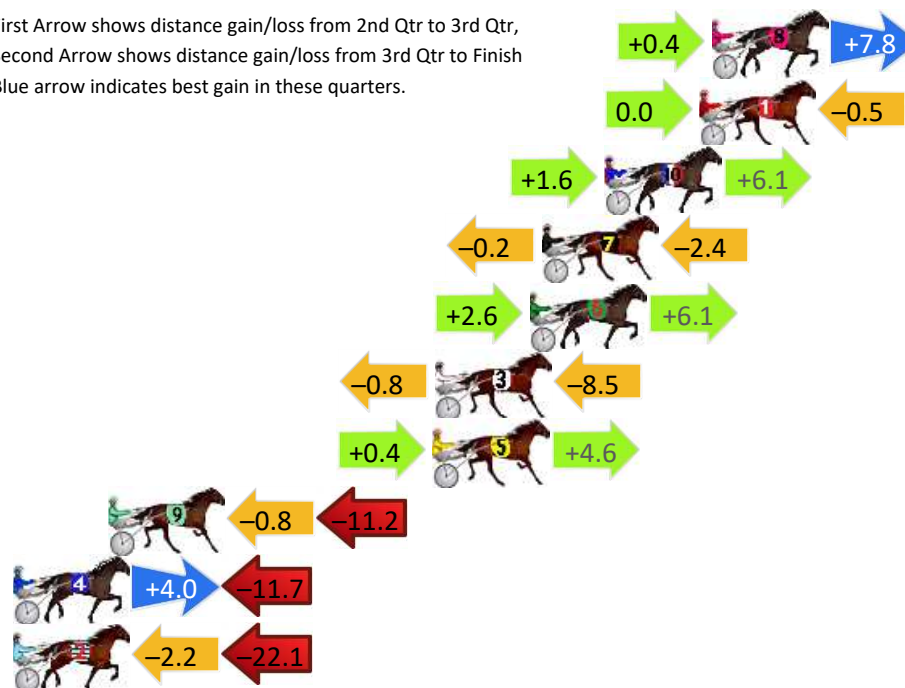
Gross Time: 1:57.90 MileRate: 1:57.90 LeadTime: 0.00s First Qtr: 28.60s Second Qtr: 30.60s Third Qtr: 29.10s Fourth Qtr: 29.60s

DATA TABLE: 800 / 400 Posi's are position from leader and (how wide the horse was at that position)

NoHorse	Plc	Mar	800 Posi	400 Posi	Time	3rd Qtr	4th Qt
8 MONTANA NIGHTS	1	0.0m	8.2m (0)	7.8m (1)	1:57.90	29.08s	29.03s
1 ROCKNROLL TONY	2	0.5m	0.0m (0)	0.0m (0)	1:57.94	29.10s	29.64s
10 RIPPIN GOOD FEELIN	3	4.3m	12.0m (0)	10.4m (0)	1:58.23	28.99s	29.15s
7 THUNDAMENTAL	4	6.8m	4.2m (0)	4.4m (0)	1:58.43	29.11s	29.78s
6 LOOKAT MEE	5	7.3m	16.0m (2)	13.4m (1)	1:58.47	28.91s	29.15s
3 SPARKLING SUE	6	11.1m	1.8m (1)	2.6m (1)	1:58.76	29.15s	30.23s
5 BARRYS BROTHER	7	11.2m	16.2m (0)	15.8m (0)	1:58.77	29.07s	29.26s
9 SPEARHEAD	8	24.2m	12.2m (2)	13.0m (3)	1:59.78	29.15s	30.42s
4 JEREMY LOU	9	28.1m	20.4m (1)	16.4m (4)	2:00.08	28.80s	30.46s
2 THREE PARTS GREY	10	32.5m	8.2m (1)	10.4m (2)	2:00.42	29.25s	31.23s


## Finish Position and metres gained

First Arrow shows distance gain/loss from 2nd Qtr to 3rd Qtr,  
Second Arrow shows distance gain/loss from 3rd Qtr to Finish  
Blue arrow indicates best gain in these quarters.



Visual positions in race at 2nd Quarter

800



Visual positions in race at 3rd Quarter

400



Powered by



Harness Analyser

Sectional Analysis Software

Not just form | Free Trial

www.facebook.com/PJHarnessRacing



RISE Digital, Harness Racing Australia nor the provider accepts any responsibility for the completeness or accuracy of any of the information contained herein, and makes no representations about its suitability for any particular purpose. Users should make their own judgements about those matters and/or seek independent advice. You assume all risks associated with use of data provided on this page

# Tamworth Race 3 Distance 1980m

Thursday, 5 February 2026

Gross Time: 2:28.10

MileRate: 2:00.40

LeadTime: 28.20s

First Qtr: 30.90s

Second Qtr: 30.10s

Third Qtr: 28.60s


Fourth Qtr: 30.30s

DATA TABLE: 800 / 400 Posi's are position from leader and (how wide the horse was at that position)

NoHorse	Plc	Mar	800 Posi	400 Posi	Time	3rd Qtr	4th Qt
4 KATASTROPHEE	1	0.0m	12.2m (0)	15.6m (0)	2:28.10	28.88s	29.12s
1 FLEUR BELLA	2	0.2m	0.0m (0)	0.0m (0)	2:28.12	28.60s	30.32s
8 TASMANS DELIGHT	3	3.8m	8.4m (0)	10.2m (0)	2:28.40	28.75s	29.82s
7 GIRLSGOTCURLS	4	6.9m	4.4m (0)	4.2m (1)	2:28.65	28.58s	30.50s
5 DRIVING MISS MOLLY	5	15.4m	15.6m (1)	15.8m (1)	2:29.32	28.62s	30.27s
3 WHENS LUNCH	6	18.7m	2.8m (1)	8.8m (1)	2:29.58	29.02s	31.05s
9 CORAL CAYS	7	20.0m	11.4m (1)	3.6m (2)	2:29.69	27.99s	31.54s
2 SMOLENSKI	8	25.9m	7.4m (1)	12.4m (2)	2:30.15	28.94s	31.32s
6 SAINT KARAMARA	9	26.8m	19.6m (1)	16.4m (2)	2:30.23	28.34s	31.08s

## Finish Position and metres gained

First Arrow shows distance gain/loss from 2nd Qtr to 3rd Qtr,  
Second Arrow shows distance gain/loss from 3rd Qtr to Finish  
Blue arrow indicates best gain in these quarters.



800

Visual positions in race at 2nd Quarter



400

Visual positions in race at 3rd Quarter



Powered by



Harness Analyser

Sectional Analysis Software

Not just form | Free Trial

[www.facebook.com/PJHarnessRacing](http://www.facebook.com/PJHarnessRacing)



RISE Digital, Harness Racing Australia nor the provider accepts any responsibility for the completeness or accuracy of any of the information contained herein, and makes no representations about its suitability for any particular purpose. Users should make their own judgements about those matters and/or seek independent advice. You assume all risks associated with use of data provided on this page

# Tamworth Race 4 Distance 1609m

Thursday, 5 February 2026


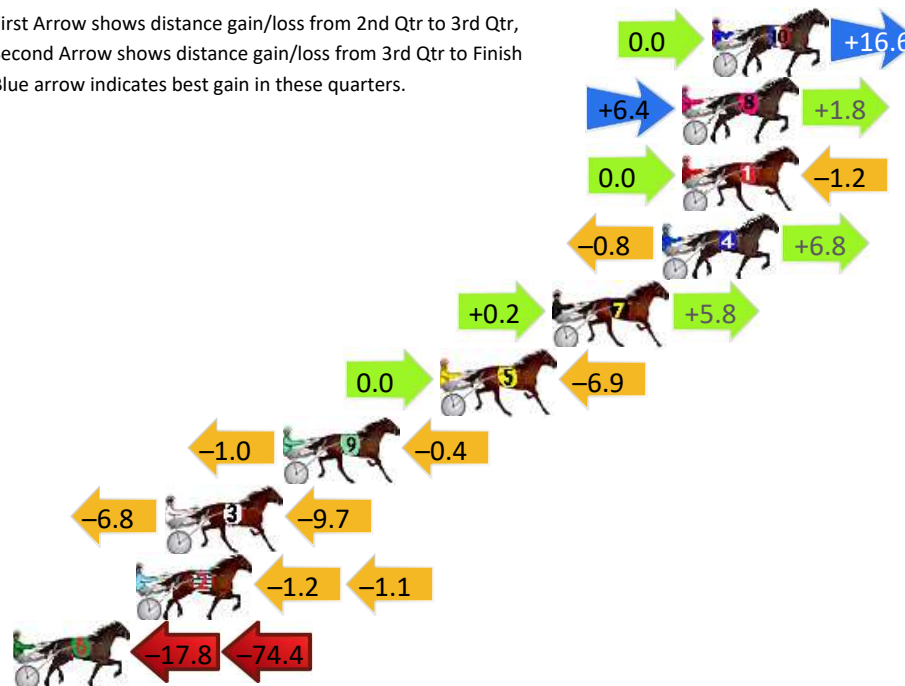
Gross Time: 1:57.10 MileRate: 1:57.10 LeadTime: 0.00s First Qtr: 27.70s Second Qtr: 29.10s Third Qtr: 29.70s Fourth Qtr: 30.60s

DATA TABLE: 800 / 400 Posi's are position from leader and (how wide the horse was at that position)

No	Horse	Plc	Mar	800 Posi	400 Posi	Time	3rd Qtr	4th Qt
10	THE IRISH EAGLE	1	0.0m	16.6m (0)	16.6m (0)	1:57.10	29.72s	29.34s
8	BE GOOD BENNY	2	1.2m	9.4m (1)	3.0m (1)	1:57.20	29.22s	30.46s
1	COUNTRY MAJOR	3	1.2m	0.0m (0)	0.0m (0)	1:57.20	29.70s	30.69s
4	OTIS RISING	4	2.0m	8.0m (0)	8.8m (1)	1:57.26	29.77s	30.08s
7	YOU CANNOT HIDE	5	6.4m	12.4m (0)	12.2m (0)	1:57.61	29.69s	30.16s
5	ROCKNROLL RAMBO	6	10.9m	4.0m (0)	4.0m (0)	1:57.97	29.69s	31.12s
9	REDS GOOD TO GO	7	17.2m	15.8m (1)	16.8m (2)	1:58.48	29.77s	30.63s
3	WHISKEY ROYALE	8	21.9m	5.4m (1)	12.2m (2)	1:58.85	30.20s	31.34s
2	SEVEN RIPPIN ACES	9	23.1m	20.8m (0)	22.0m (2)	1:58.95	29.79s	30.68s
6	LACHIES IDEAL	10	93.6m	1.4m (1)	19.2m (1)	2:04.59	30.95s	36.26s

## Finish Position and metres gained

First Arrow shows distance gain/loss from 2nd Qtr to 3rd Qtr, Second Arrow shows distance gain/loss from 3rd Qtr to Finish Blue arrow indicates best gain in these quarters.



800

Visual positions in race at 2nd Quarter



400

Visual positions in race at 3rd Quarter



Powered by



Harness Analyser

Sectional Analysis Software

Not just form | Free Trial

[www.facebook.com/PJHarnessRacing](http://www.facebook.com/PJHarnessRacing)



RISE Digital, Harness Racing Australia nor the provider accepts any responsibility for the completeness or accuracy of any of the information contained herein, and makes no representations about its suitability for any particular purpose. Users should make their own judgements about those matters and/or seek independent advice. You assume all risks associated with use of data provided on this page



# Tamworth Race 5 Distance 1609m

Thursday, 5 February 2026



Gross Time: 1:55.90 MileRate: 1:55.90 LeadTime: 0.00s First Qtr: 27.90s Second Qtr: 28.80s Third Qtr: 28.80s Fourth Qtr: 30.40s

DATA TABLE: 800 / 400 Posi's are position from leader and (how wide the horse was at that position)

NoHorse	Plc	Mar	800 Posi	400 Posi	Time	3rd Qtr	4th Qt
3 MISTER CHEESE	1	0.0m	0.0m (0)	0.0m (0)	1:55.90	28.80s	30.40s
2 BRAVE BONDI	2	5.5m	4.2m (0)	3.6m (1)	1:56.34	28.75s	30.54s
10 RACING PAULA	3	10.4m	18.2m (1)	19.8m (1)	1:56.73	28.94s	29.69s
7 RAINBOW JET	4	11.7m	12.4m (0)	13.2m (0)	1:56.83	28.86s	30.29s
1 ROCKET BOY	5	12.8m	8.4m (0)	8.0m (0)	1:56.92	28.76s	30.76s
5 AMILLION PROMISES	6	16.9m	16.6m (0)	18.6m (0)	1:57.24	28.95s	30.27s
4 THOMAS ROYAL	7	18.2m	3.8m (1)	9.2m (1)	1:57.35	29.18s	31.08s
6 NEXT TO ME	8	20.7m	18.6m (2)	12.2m (2)	1:57.55	28.31s	31.04s
9 ADRENALINE RUSH	9	22.9m	14.2m (1)	16.8m (2)	1:57.72	28.98s	30.86s
8 GROSESTAR	10	23.6m	10.0m (1)	15.4m (1)	1:57.78	29.18s	31.02s

## Finish Position and metres gained

First Arrow shows distance gain/loss from 2nd Qtr to 3rd Qtr,  
Second Arrow shows distance gain/loss from 3rd Qtr to Finish  
Blue arrow indicates best gain in these quarters.



Visual positions in race at 2nd Quarter

800



Visual positions in race at 3rd Quarter

400

# Tamworth Race 6 Distance 1609m

Thursday, 5 February 2026


Gross Time: 1:56.80 MileRate: 1:56.80 LeadTime: 0.00s First Qtr: 28.20s Second Qtr: 31.10s Third Qtr: 28.50s Fourth Qtr: 29.00s

DATA TABLE: 800 / 400 Posi's are position from leader and (how wide the horse was at that position)

NoHorse	Plc	Mar	800 Posi	400 Posi	Time	3rd Qtr	4th Qt
1 MACK PACK	1	0.0m	0.0m (0)	0.0m (1)	1:56.80	28.50s	29.00s
7 TINNY MAHONEY	2	0.2m	4.0m (0)	2.4m (0)	1:56.82	28.39s	28.84s
8 SMART AND MIGHTY	3	4.7m	8.0m (0)	7.2m (0)	1:57.16	28.44s	28.82s
9 SINBINNED	4	6.2m	12.0m (0)	12.0m (0)	1:57.27	28.50s	28.58s
5 LIMOUSINE CHEEKY	5	9.6m	13.8m (1)	16.2m (2)	1:57.53	28.68s	28.52s
3 ANNIE CROCKER	6	11.1m	5.6m (1)	6.4m (1)	1:57.64	28.55s	29.34s
4 SENSATIONALIZE	7	12.8m	1.6m (1)	1.6m (2)	1:57.77	28.49s	29.81s
2 ARTFUL PRINCE	8	17.7m	9.8m (1)	13.8m (1)	1:58.15	28.78s	29.28s
6 DUAL CAM	9	18.9m	16.0m (0)	17.0m (0)	1:58.24	28.57s	29.14s
10 STAY FOOLISH	10	19.5m	18.2m (1)	23.2m (1)	1:58.28	28.86s	28.73s

## Finish Position and metres gained

First Arrow shows distance gain/loss from 2nd Qtr to 3rd Qtr,  
Second Arrow shows distance gain/loss from 3rd Qtr to Finish  
Blue arrow indicates best gain in these quarters.



800

Visual positions in race at 2nd Quarter



400

Visual positions in race at 3rd Quarter



Powered by



Harness Analyser

Sectional Analysis Software

Not just form | Free Trial

[www.facebook.com/PJHarnessRacing](http://www.facebook.com/PJHarnessRacing)



RISE Digital, Harness Racing Australia nor the provider accepts any responsibility for the completeness or accuracy of any of the information contained herein, and makes no representations about its suitability for any particular purpose. Users should make their own judgements about those matters and/or seek independent advice. You assume all risks associated with use of data provided on this page

# Tamworth Race 7 Distance 1980m

Thursday, 5 February 2026

Gross Time: 2:26.10

MileRate: 1:58.70

LeadTime: 26.40s

First Qtr: 30.30s

Second Qtr: 29.50s

Third Qtr: 29.00s


Fourth Qtr: 30.90s

DATA TABLE: 800 / 400 Posi's are position from leader and (how wide the horse was at that position)

No	Horse	Plc	Mar	800 Posi	400 Posi	Time	3rd Qtr	4th Qt
6	HEZA PLAYER	1	0.0m	13.6m (0)	11.2m (1)	2:26.10	28.85s	30.04s
5	THREE RIVERS	2	2.7m	2.4m (1)	2.0m (1)	2:26.32	28.97s	30.95s
7	ARNIES ARMY	3	5.9m	4.6m (0)	5.0m (0)	2:26.58	29.03s	30.97s
3	ESCALERA	4	7.0m	9.2m (0)	9.6m (0)	2:26.67	29.04s	30.70s
2	AWHOLELOTOFPRETTY	5	11.9m	6.6m (1)	6.4m (1)	2:27.06	28.97s	31.32s
8	IM LORD TOMMY	6	18.3m	13.4m (1)	16.0m (1)	2:27.58	29.19s	31.08s
1	MY ROCK MOVES	7	18.9m	0.0m (0)	0.0m (0)	2:27.63	28.96s	32.35s
9	PURE DRAGON	8	34.5m	17.2m (2)	14.4m (2)	2:28.89	28.74s	32.44s


## Finish Position and metres gained

First Arrow shows distance gain/loss from 2nd Qtr to 3rd Qtr,  
Second Arrow shows distance gain/loss from 3rd Qtr to Finish  
Blue arrow indicates best gain in these quarters.



800

Visual positions in race at 2nd Quarter



400

Visual positions in race at 3rd Quarter



Powered by



Harness Analyser

Sectional Analysis Software

Not just form | Free Trial

[www.facebook.com/PJHarnessRacing](http://www.facebook.com/PJHarnessRacing)



RISE Digital, Harness Racing Australia nor the provider accepts any responsibility for the completeness or accuracy of any of the information contained herein, and makes no representations about its suitability for any particular purpose. Users should make their own judgements about those matters and/or seek independent advice. You assume all risks associated with use of data provided on this page

# Tamworth Race 8 Distance 1980m

Thursday, 5 February 2026

Gross Time: 2:29.00

MileRate: 2:01.10

LeadTime: 28.10s

First Qtr: 32.40s

Second Qtr: 31.60s

Third Qtr: 28.30s

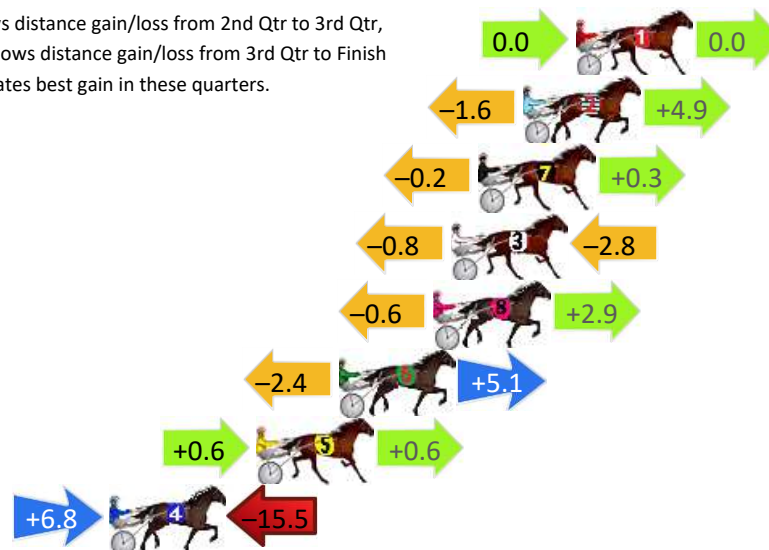
Fourth Qtr: 28.60s

DATA TABLE: 800 / 400 Posi's are position from leader and (how wide the horse was at that position)

NoHorse	Plc	Mar	800 Posi	400 Posi	Time	3rd Qtr	4th Qt
1 ASHLEYS BLUE CHIP	1	0.0m	0.0m (0)	0.0m (0)	2:29.00	28.30s	28.60s
2 JAYJAYBENNY	2	2.1m	5.4m (1)	7.0m (1)	2:29.16	28.41s	28.25s
7 ILLAWONG DANNY	3	3.9m	4.0m (0)	4.2m (0)	2:29.29	28.31s	28.58s
3 DIDSHEDOIT	4	5.0m	1.4m (1)	2.2m (1)	2:29.38	28.36s	28.80s
8 CARRAMAR OLAM	5	5.7m	8.0m (0)	8.6m (0)	2:29.43	28.34s	28.39s
6 ALLSOPP	6	9.5m	12.2m (0)	14.6m (0)	2:29.71	28.47s	28.24s
5 HEZA DOOZIE	7	12.8m	14.0m (1)	13.4m (1)	2:29.96	28.26s	28.56s
4 FAST TRACKER	8	18.7m	10.0m (1)	3.2m (2)	2:30.40	27.81s	29.70s

## Finish Position and metres gained

First Arrow shows distance gain/loss from 2nd Qtr to 3rd Qtr,  
Second Arrow shows distance gain/loss from 3rd Qtr to Finish  
Blue arrow indicates best gain in these quarters.



800

Visual positions in race at 2nd Quarter



400

Visual positions in race at 3rd Quarter



Powered by



Harness Analyser

Sectional Analysis Software

Not just form | Free Trial

[www.facebook.com/PJHarnessRacing](http://www.facebook.com/PJHarnessRacing)



RISE Digital, Harness Racing Australia nor the provider accepts any responsibility for the completeness or accuracy of any of the information contained herein, and makes no representations about its suitability for any particular purpose. Users should make their own judgements about those matters and/or seek independent advice. You assume all risks associated with use of data provided on this page