

Newcastle Race 1 Distance 1609m

Friday, 6 February 2026

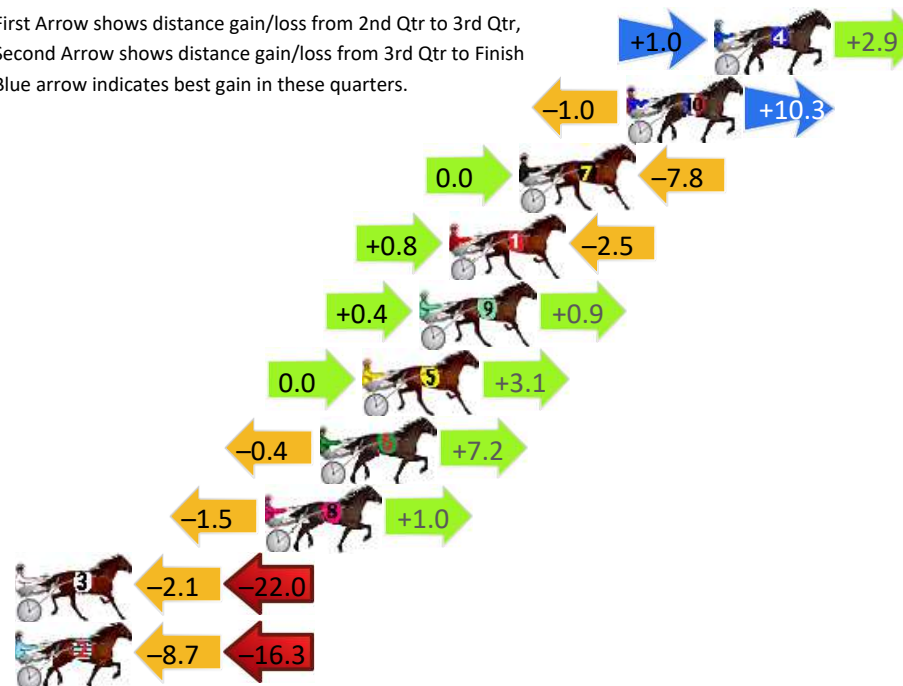
Gross Time: 1:55.30 MileRate: 1:55.30 LeadTime: 0.00s First Qtr: 27.40s Second Qtr: 31.90s Third Qtr: 27.10s Fourth Qtr: 28.90s

DATA TABLE: 800 / 400 Posi's are position from leader and (how wide the horse was at that position)

No	Horse	Plc	Mar	800 Posi	400 Posi	Time	3rd Qtr	4th Qt
4	SPIRIT KING	1	0.0m	3.9m (1)	2.9m (1)	1:55.30	27.04s	28.70s
10	THE CREEK	2	3.5m	12.8m (1)	13.8m (2)	1:55.57	27.20s	28.21s
7	ONEHANDONEBOUNCE	3	7.8m	0.0m (0)	0.0m (0)	1:55.89	27.10s	29.49s
1	CROWN MOJO	4	10.6m	8.9m (0)	8.1m (1)	1:56.10	27.06s	29.14s
9	OUR IDEAL DREAM	5	11.8m	13.1m (0)	12.7m (0)	1:56.19	27.10s	28.91s
5	BODYLINE	6	14.1m	17.2m (0)	17.2m (0)	1:56.37	27.14s	28.77s
6	NIFTY STUDLEIGH	7	15.8m	22.6m (0)	23.0m (0)	1:56.50	27.18s	28.50s
8	ROYAL GAMBLE	8	18.0m	17.5m (1)	19.0m (2)	1:56.67	27.24s	28.95s
3	ULTRA BLISS	9	28.3m	4.2m (0)	6.3m (0)	1:57.45	27.26s	30.61s
2	JUNIOR WARFARE	10	33.0m	8.0m (1)	16.7m (1)	1:57.80	27.72s	30.24s


Finish Position and metres gained

First Arrow shows distance gain/loss from 2nd Qtr to 3rd Qtr, Second Arrow shows distance gain/loss from 3rd Qtr to Finish
Blue arrow indicates best gain in these quarters.



800

Visual positions in race at 2nd Quarter



400

Visual positions in race at 3rd Quarter



Newcastle Race 2 Distance 1609m

Friday, 6 February 2026

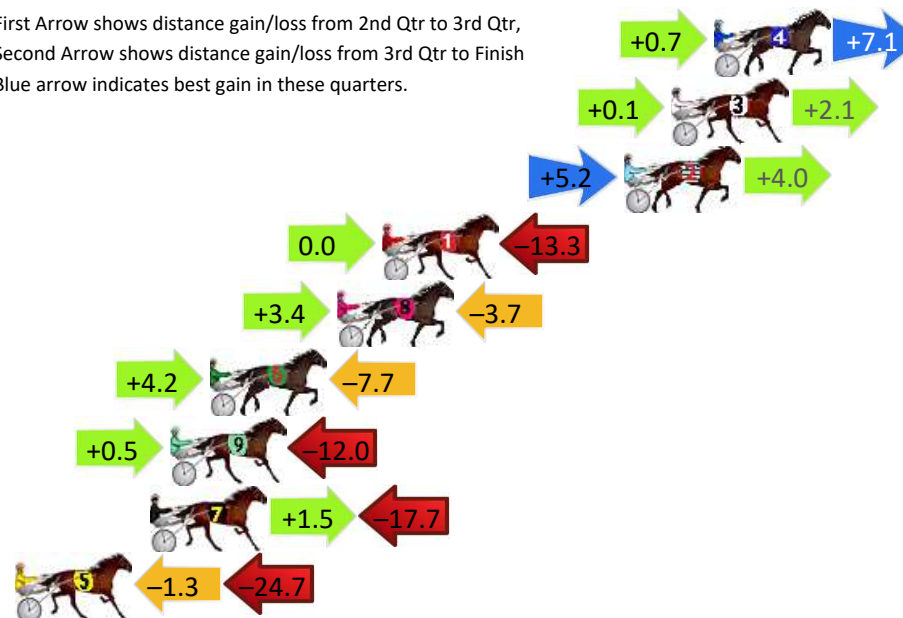
Gross Time: 1:55.50 MileRate: 1:55.50 LeadTime: 0.00s First Qtr: 25.80s Second Qtr: 30.40s Third Qtr: 28.90s Fourth Qtr: 30.40s

DATA TABLE: 800 / 400 Posi's are position from leader and (how wide the horse was at that position)

NoHorse	Plc	Mar	800 Posi	400 Posi	Time	3rd Qtr	4th Qt
4 CHEVRON FLIES	1	0.0m	7.8m (0)	7.1m (1)	1:55.50	28.86s	29.88s
3 WATSLUVGOTTADO	2	1.7m	3.9m (0)	3.8m (0)	1:55.64	28.90s	30.26s
2 JACQUELINE ROSE	3	3.6m	12.8m (0)	7.6m (0)	1:55.79	28.54s	30.13s
1 BARRYS ROSE	4	13.3m	0.0m (0)	0.0m (0)	1:56.56	28.90s	31.46s
8 UPSTREAM	5	15.1m	14.8m (1)	11.4m (1)	1:56.70	28.68s	30.76s
6 WHISKEY GIRL	6	20.2m	16.7m (0)	12.5m (0)	1:57.11	28.62s	31.09s
9 SWEETLY SPOKEN	7	21.8m	10.3m (1)	9.8m (2)	1:57.23	28.88s	31.41s
7 OPEN THE GATES	8	22.6m	6.4m (1)	4.9m (2)	1:57.30	28.80s	31.84s
5 ROCKINDOWNUNDE R	9	28.0m	2.0m (1)	3.3m (1)	1:57.73	29.00s	32.39s

Finish Position and metres gained

First Arrow shows distance gain/loss from 2nd Qtr to 3rd Qtr,
Second Arrow shows distance gain/loss from 3rd Qtr to Finish
Blue arrow indicates best gain in these quarters.



800

Visual positions in race at 2nd Quarter



400

Visual positions in race at 3rd Quarter



Powered by



Harness Analyser

Sectional Analysis Software

Not just form | Free Trial

www.facebook.com/PJHarnessRacing



RISE Digital, Harness Racing Australia nor the provider accepts any responsibility for the completeness or accuracy of any of the information contained herein, and makes no representations about its suitability for any particular purpose. Users should make their own judgements about those matters and/or seek independent advice. You assume all risks associated with use of data provided on this page

Newcastle Race 3 Distance 2030m

Friday, 6 February 2026

Gross Time: 2:26.20

MileRate: 1:55.90

LeadTime: 30.10s

First Qtr: 30.10s

Second Qtr: 28.60s

Third Qtr: 28.70s


Fourth Qtr: 28.70s

DATA TABLE: 800 / 400 Posi's are position from leader and (how wide the horse was at that position)

NoHorse	Plc	Mar	800 Posi	400 Posi	Time	3rd Qtr	4th Qt
2 PROTAGONIST	1	0.0m	0.0m (0)	0.0m (0)	2:26.20	28.70s	28.70s
4 THE CID	2	9.7m	12.4m (0)	14.9m (1)	2:26.93	28.88s	28.37s
9 CHEDDAR VALLEY	3	10.6m	8.4m (0)	11.2m (1)	2:27.00	28.90s	28.70s
6 IMXTRASPECIAL	4	11.0m	16.0m (1)	17.4m (2)	2:27.03	28.80s	28.29s
3 AVENGER	5	11.7m	7.6m (1)	7.3m (1)	2:27.08	28.68s	29.06s
10 YESNOMAYBESO	6	15.2m	11.5m (1)	12.9m (2)	2:27.35	28.80s	28.93s
5 MISTER POVERTY	7	19.3m	16.9m (0)	19.1m (0)	2:27.65	28.86s	28.79s
7 MCCRIKEY	8	21.6m	3.1m (1)	5.1m (0)	2:27.83	28.84s	29.97s
1 TWO TICKS	9	51.4m	4.5m (0)	10.1m (0)	2:30.07	29.10s	31.85s

Finish Position and metres gained

First Arrow shows distance gain/loss from 2nd Qtr to 3rd Qtr,
Second Arrow shows distance gain/loss from 3rd Qtr to Finish
Blue arrow indicates best gain in these quarters.



800

Visual positions in race at 2nd Quarter



400

Visual positions in race at 3rd Quarter



Powered by



Harness Analyser

Sectional Analysis Software

Not just form | Free Trial

www.facebook.com/PJHarnessRacing



RISE Digital, Harness Racing Australia nor the provider accepts any responsibility for the completeness or accuracy of any of the information contained herein, and makes no representations about its suitability for any particular purpose. Users should make their own judgements about those matters and/or seek independent advice. You assume all risks associated with use of data provided on this page

Newcastle Race 4 Distance 2030m

Friday, 6 February 2026

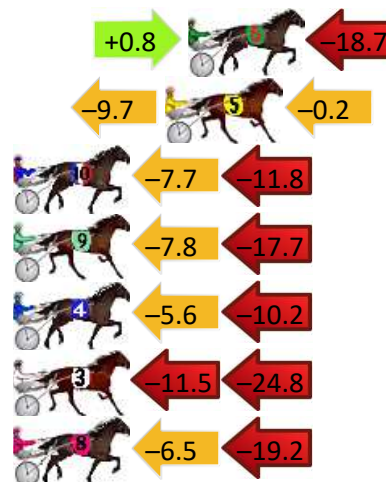
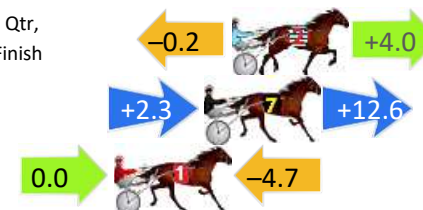
Gross Time: 2:24.70 MileRate: 1:54.70 LeadTime: 29.20s First Qtr: 30.80s Second Qtr: 28.30s Third Qtr: 27.60s Fourth Qtr: 28.80s

DATA TABLE: 800 / 400 Posi's are position from leader and (how wide the horse was at that position)

No	Horse	Plc	Mar	800 Posi	400 Posi	Time	3rd Qtr	4th Qt
2	LIGHT ME UP	1	0.0m	3.8m (0)	4.0m (0)	2:24.70	27.62s	28.52s
7	HAY THERE JOE	2	1.1m	16.0m (1)	13.7m (1)	2:24.78	27.46s	27.92s
1	HUXTON	3	4.7m	0.0m (0)	0.0m (0)	2:25.06	27.60s	29.16s
6	AMERICAN HAMMER	4	21.0m	3.1m (1)	2.3m (1)	2:26.29	27.55s	30.23s
5	PRINCESS MICKAYLA	5	21.9m	12.0m (1)	21.7m (2)	2:26.36	28.30s	28.94s
10	PALATINO	6	31.2m	11.7m (0)	19.4m (0)	2:27.06	28.16s	29.80s
9	LITTLE DEMON	7	33.1m	7.6m (0)	15.4m (0)	2:27.20	28.16s	30.22s
4	ULTIMATE CRUZA	8	33.6m	17.8m (0)	23.4m (0)	2:27.24	28.02s	29.70s
3	LULLABY	9	44.2m	7.9m (1)	19.4m (1)	2:28.04	28.42s	30.78s
8	FIFTEEN ACES	10	45.5m	19.8m (1)	26.3m (1)	2:28.14	28.08s	30.40s

Finish Position and metres gained

First Arrow shows distance gain/loss from 2nd Qtr to 3rd Qtr,
Second Arrow shows distance gain/loss from 3rd Qtr to Finish
Blue arrow indicates best gain in these quarters.



800

Visual positions in race at 2nd Quarter



400

Visual positions in race at 3rd Quarter



Newcastle Race 5 Distance 2030m

Friday, 6 February 2026

Gross Time: 2:25.40

MileRate: 1:55.30

LeadTime: 29.30s

First Qtr: 29.40s

Second Qtr: 29.70s

Third Qtr: 28.20s

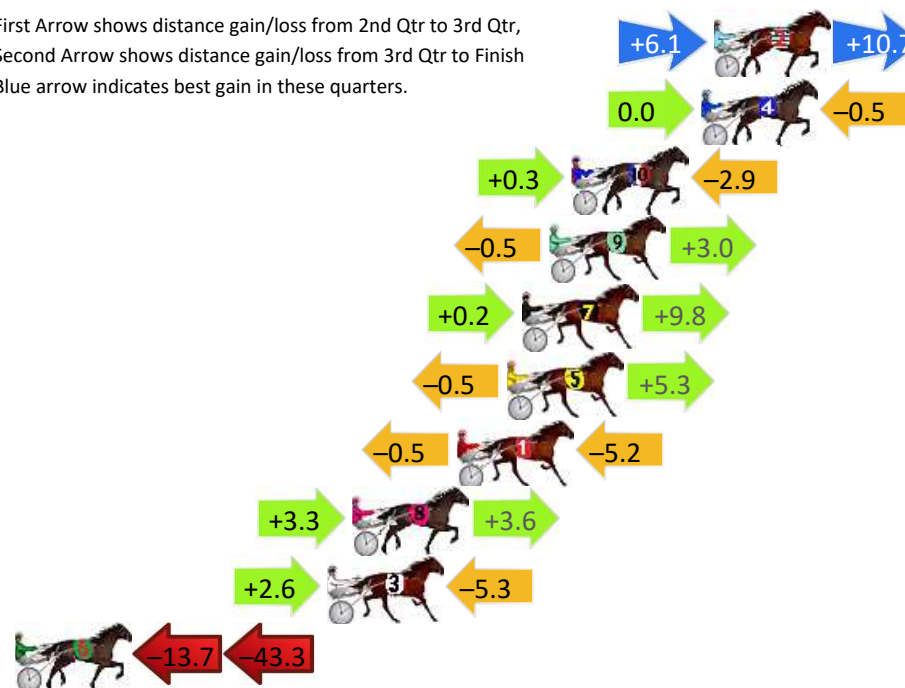
Fourth Qtr: 28.80s

DATA TABLE: 800 / 400 Posi's are position from leader and (how wide the horse was at that position)

NoHorse	Plc	Mar	800 Posi	400 Posi	Time	3rd Qtr	4th Qt
2 DANCE WITH CARMER	1	0.0m	16.8m (1)	10.7m (2)	2:25.40	27.78s	28.04s
4 BEACH BALL	2	0.5m	0.0m (0)	0.0m (0)	2:25.44	28.20s	28.84s
10 PETES SAID SO	3	5.7m	3.1m (1)	2.8m (1)	2:25.83	28.18s	29.03s
9 LACEYS LAD	4	6.6m	9.1m (0)	9.6m (0)	2:25.90	28.24s	28.62s
7 SAINT CRUSADER	5	7.7m	17.7m (0)	17.5m (0)	2:25.98	28.20s	28.14s
5 LOCHINVAR JAG	6	8.3m	13.1m (0)	13.6m (0)	2:26.03	28.24s	28.47s
1 WALTER WARLOCK	7	10.3m	4.6m (0)	5.1m (0)	2:26.18	28.24s	29.22s
8 MASTER CATCH	8	14.5m	21.4m (1)	18.1m (2)	2:26.50	27.98s	28.62s
3 COOL NIGHT	9	15.5m	12.8m (1)	10.2m (1)	2:26.57	28.02s	29.25s
6 FAZE OF GLORY	10	65.3m	8.3m (1)	22.0m (1)	2:30.34	29.18s	32.18s

Finish Position and metres gained

First Arrow shows distance gain/loss from 2nd Qtr to 3rd Qtr,
Second Arrow shows distance gain/loss from 3rd Qtr to Finish
Blue arrow indicates best gain in these quarters.



800

Visual positions in race at 2nd Quarter



400

Visual positions in race at 3rd Quarter



Powered by



Harness Analyser

Sectional Analysis Software

Not just form | Free Trial

www.facebook.com/PJHarnessRacing



RISE Digital, Harness Racing Australia nor the provider accepts any responsibility for the completeness or accuracy of any of the information contained herein, and makes no representations about its suitability for any particular purpose. Users should make their own judgements about those matters and/or seek independent advice. You assume all risks associated with use of data provided on this page

Newcastle Race 6 Distance 1609m

Friday, 6 February 2026


Gross Time: 1:57.90 MileRate: 1:57.90 LeadTime: 0.00s First Qtr: 28.40s Second Qtr: 31.70s Third Qtr: 29.70s Fourth Qtr: 28.10s

DATA TABLE: 800 / 400 Posi's are position from leader and (how wide the horse was at that position)

NoHorse	Plc	Mar	800 Posi	400 Posi	Time	3rd Qtr	4th Qt
5 GRUMPYSHANNON	1	0.0m	0.0m (0)	0.0m (0)	1:57.90	29.70s	28.10s
2 D J ROCK	2	0.1m	11.7m (1)	10.6m (2)	1:57.91	29.60s	27.35s
4 OLEG	3	2.3m	4.9m (0)	5.0m (0)	1:58.07	29.70s	27.91s
6 MIKI MOO	4	2.5m	3.5m (1)	2.2m (1)	1:58.08	29.60s	28.12s
9 SILENT FEARS	5	5.3m	17.3m (0)	16.2m (1)	1:58.29	29.58s	27.33s
10 WAT EVER YOU NEED	6	7.5m	16.0m (1)	3.4m (2)	1:58.45	28.76s	28.41s
8 ALWAYS PROMISE ME	7	9.6m	20.3m (1)	12.3m (1)	1:58.61	29.08s	27.93s
1 IRE OF THE DRAGON	8	11.1m	13.0m (0)	15.0m (0)	1:58.72	29.82s	27.84s
7 ROCK AM ALYESKA	9	11.5m	7.9m (1)	6.7m (1)	1:58.75	29.60s	28.47s
3 HES GOT THE LOOK	10	17.5m	9.2m (0)	10.0m (0)	1:59.19	29.74s	28.67s

Finish Position and metres gained

First Arrow shows distance gain/loss from 2nd Qtr to 3rd Qtr,
Second Arrow shows distance gain/loss from 3rd Qtr to Finish
Blue arrow indicates best gain in these quarters.



800

Visual positions in race at 2nd Quarter



400

Visual positions in race at 3rd Quarter



Powered by



Harness Analyser

Sectional Analysis Software

Not just form | Free Trial

www.facebook.com/PJHarnessRacing



RISE Digital, Harness Racing Australia nor the provider accepts any responsibility for the completeness or accuracy of any of the information contained herein, and makes no representations about its suitability for any particular purpose. Users should make their own judgements about those matters and/or seek independent advice. You assume all risks associated with use of data provided on this page

Newcastle Race 7 Distance 2030m

Friday, 6 February 2026




Gross Time: 2:29.00 MileRate: 1:58.10 LeadTime: 30.20s First Qtr: 30.70s Second Qtr: 29.50s Third Qtr: 29.00s Fourth Qtr: 29.60s

DATA TABLE: 800 / 400 Posi's are position from leader and (how wide the horse was at that position)

No	Horse	Plc	Mar	800 Posi	400 Posi	Time	3rd Qtr	4th Qt
2	RIPSTONE SNORTER	1	0.0m	5.0m (0)	5.0m (0)	2:29.00	29.00s	29.24s
6	CHLOBRO	2	9.6m	0.0m (0)	0.0m (0)	2:29.74	29.00s	30.34s
9	PENURIOUS	3	19.2m	13.3m (0)	14.8m (0)	2:30.49	29.12s	30.01s
5	TRIED AND TRUSTED	4	24.7m	15.8m (1)	14.3m (1)	2:30.92	28.90s	30.48s
3	QUICKSHIFT GIRL	5	24.8m	18.3m (0)	18.7m (0)	2:30.92	29.04s	30.16s
7	BREXITT	6	29.2m	8.9m (0)	9.9m (0)	2:31.27	29.08s	31.15s
8	EIFFEL FROM HEAVEN	7	38.8m	10.3m (1)	10.4m (1)	2:32.01	29.02s	31.85s
10	MISTER BRILLANTE	8	54.8m	5.8m (1)	6.1m (1)	2:33.25	29.02s	33.41s
4	MYSTICAL SUNSHINE	9	56.3m	21.4m (1)	21.4m (1)	2:33.37	29.02s	32.41s
1	ULTIMATE RHAPSODY	10	137.7m	76.9m (0)	91.4m (0)	2:39.68	30.12s	33.62s

Finish Position and metres gained

First Arrow shows distance gain/loss from 2nd Qtr to 3rd Qtr, Second Arrow shows distance gain/loss from 3rd Qtr to Finish
Blue arrow indicates best gain in these quarters.



Powered by



Harness Analyser

Sectional Analysis Software

Not just form | Free Trial

www.facebook.com/PJHarnessRacing



RISE Digital, Harness Racing Australia nor the provider accepts any responsibility for the completeness or accuracy of any of the information contained herein, and makes no representations about its suitability for any particular purpose. Users should make their own judgements about those matters and/or seek independent advice. You assume all risks associated with use of data provided on this page

Newcastle Race 8 Distance 1609m

Friday, 6 February 2026

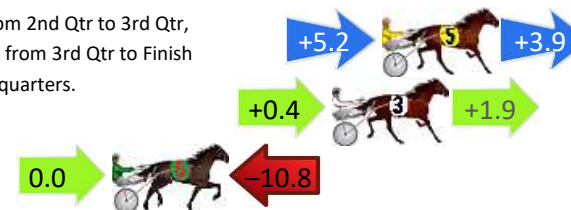
Gross Time: 2:00.40 MileRate: 2:00.40 LeadTime: 0.00s First Qtr: 30.80s Second Qtr: 31.50s Third Qtr: 30.10s Fourth Qtr: 28.00s

DATA TABLE: 800 / 400 Posi's are position from leader and (how wide the horse was at that position)

NoHorse	Plc	Mar	800 Posi	400 Posi	Time	3rd Qtr	4th Qt
5 BETTORCHECKHERO UT	1	0.0m	9.1m (0)	3.9m (1)	2:00.40	29.70s	27.72s
3 IFSBUTSANDBILYCAN S	2	2.0m	4.3m (0)	3.9m (0)	2:00.55	30.06s	27.87s
6 CHANGES	3	10.8m	0.0m (0)	0.0m (0)	2:01.19	30.10s	28.79s

Finish Position and metres gained

First Arrow shows distance gain/loss from 2nd Qtr to 3rd Qtr,
Second Arrow shows distance gain/loss from 3rd Qtr to Finish
Blue arrow indicates best gain in these quarters.



8
0
0

Visual positions in race at 2nd Quarter



4
0
0

Visual positions in race at 3rd Quarter



Powered by



Harness Analyser

Sectional Analysis Software

Not just form | Free Trial

www.facebook.com/PJHarnessRacing



RISE Digital, Harness Racing Australia nor the provider accepts any responsibility for the completeness or accuracy of any of the information contained herein, and makes no representations about its suitability for any particular purpose. Users should make their own judgements about those matters and/or seek independent advice. You assume all risks associated with use of data provided on this page