

# Wagga Riverina Race 1 Distance 2270m

Friday, 6 February 2026


Gross Time: 2:42.80 MileRate: 1:55.40 LeadTime: 47.70s First Qtr: 30.70s Second Qtr: 28.50s Third Qtr: 27.90s Fourth Qtr: 28.00s

DATA TABLE: 800 / 400 Posi's are position from leader and (how wide the horse was at that position)

NoHorse	Plc	Mar	800 Posi	400 Posi	Time	3rd Qtr	4th Qt
9 KYLEIGH	1	0.0m	2.6m (1)	0.0m (0)	2:42.80	27.72s	28.00s
5 LEWENDON	2	10.0m	4.2m (0)	9.8m (1)	2:43.54	28.29s	28.01s
7 BETTES BLUE VIOLET	3	22.0m	15.0m (1)	20.0m (3)	2:44.42	28.25s	28.14s
6 PIRANI PRINCESS	4	23.6m	13.2m (0)	20.2m (0)	2:44.54	28.39s	28.24s
4 CAPTAIN DEEJAY	5	27.7m	11.0m (1)	15.8m (3)	2:44.84	28.23s	28.83s
1 KRISTYSGIRL	6	29.9m	9.0m (0)	15.8m (0)	2:45.00	28.37s	28.98s
8 FEELGOOD RAY	7	30.5m	18.2m (0)	23.6m (1)	2:45.05	28.27s	28.48s
2 BONDI LASS	8	32.7m	0.0m (0)	7.0m (0)	2:45.21	28.38s	29.79s
3 LESSISMORE	9	84.4m	6.8m (1)	13.0m (2)	2:49.01	28.32s	32.97s

## Finish Position and metres gained

First Arrow shows distance gain/loss from 2nd Qtr to 3rd Qtr,  
Second Arrow shows distance gain/loss from 3rd Qtr to Finish  
Blue arrow indicates best gain in these quarters.



800

Visual positions in race at 2nd Quarter



400

Visual positions in race at 3rd Quarter



Powered by



Harness Analyser

Sectional Analysis Software

Not just form | Free Trial

[www.facebook.com/PJHarnessRacing](http://www.facebook.com/PJHarnessRacing)



RISE Digital, Harness Racing Australia nor the provider accepts any responsibility for the completeness or accuracy of any of the information contained herein, and makes no representations about its suitability for any particular purpose. Users should make their own judgements about those matters and/or seek independent advice. You assume all risks associated with use of data provided on this page

# Wagga Riverina Race 2 Distance 2270m

Friday, 6 February 2026

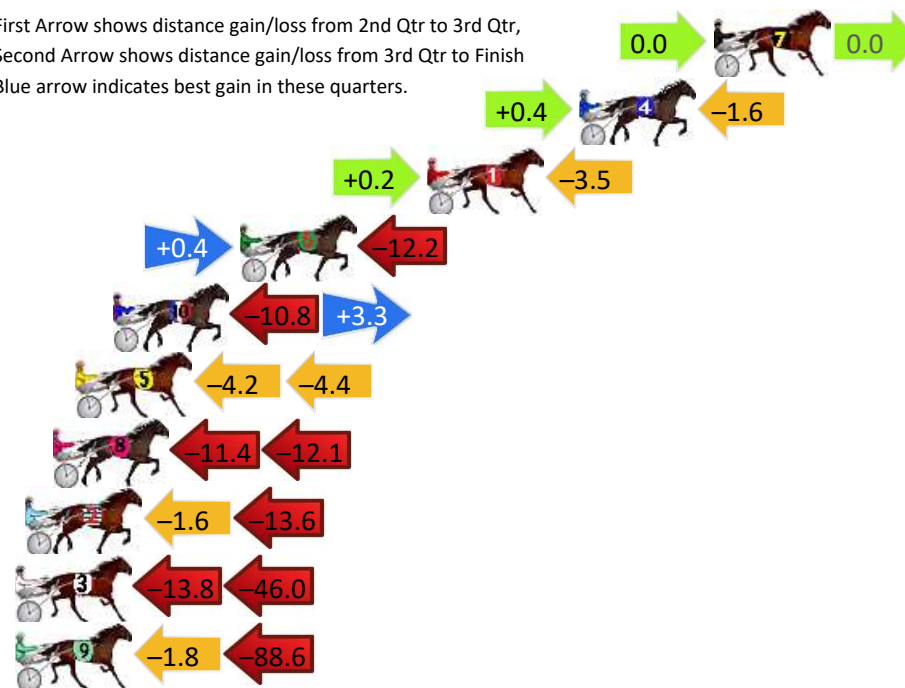
Gross Time: 2:43.50 MileRate: 1:55.90 LeadTime: 48.10s First Qtr: 29.90s Second Qtr: 28.30s Third Qtr: 28.10s Fourth Qtr: 29.10s

DATA TABLE: 800 / 400 Posi's are position from leader and (how wide the horse was at that position)

NoHorse	Plc	Mar	800 Posi	400 Posi	Time	3rd Qtr	4th Qt
7 GO COLOUR MY WORLD	1	0.0m	0.0m (0)	0.0m (0)	2:43.50	28.10s	29.10s
4 ORAMA	2	5.4m	4.2m (0)	3.8m (1)	2:43.91	28.07s	29.22s
1 BETTERTHANTHEBOYZ	3	11.5m	8.2m (0)	8.0m (0)	2:44.38	28.08s	29.35s
6 THE BANKER	4	19.0m	7.2m (1)	6.8m (2)	2:44.95	28.06s	29.98s
10 FIFTYSHADESOFHAY	5	24.1m	16.6m (1)	27.4m (1)	2:45.34	28.87s	28.86s
5 GOODTIME JAZZI	6	25.6m	17.0m (0)	21.2m (0)	2:45.45	28.39s	29.42s
8 HES A TERROR	7	26.5m	3.0m (1)	14.4m (0)	2:45.52	28.90s	29.98s
2 ROLL THE ACES	8	27.6m	12.4m (0)	14.0m (1)	2:45.61	28.20s	30.08s
3 BLUES TERROR	9	72.4m	12.6m (1)	26.4m (0)	2:49.03	29.02s	32.43s
9 BURTON	10	111.2m	20.8m (1)	22.6m (1)	2:51.99	28.12s	35.51s


## Finish Position and metres gained

First Arrow shows distance gain/loss from 2nd Qtr to 3rd Qtr, Second Arrow shows distance gain/loss from 3rd Qtr to Finish  
Blue arrow indicates best gain in these quarters.



800

Visual positions in race at 2nd Quarter



400

Visual positions in race at 3rd Quarter



# Wagga Riverina Race 3 Distance 2270m

Friday, 6 February 2026


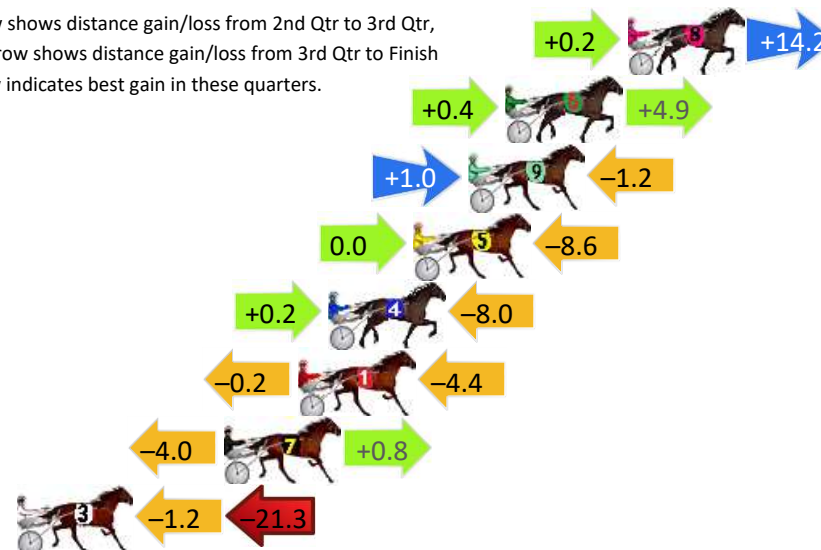
Gross Time: 2:45.50 MileRate: 1:57.30 LeadTime: 47.60s First Qtr: 30.80s Second Qtr: 29.00s Third Qtr: 28.40s Fourth Qtr: 29.70s

DATA TABLE: 800 / 400 Posi's are position from leader and (how wide the horse was at that position)

NoHorse	Plc	Mar	800 Posi	400 Posi	Time	3rd Qtr	4th Qt
8 SAVOY BALLROOM	1	0.0m	14.4m (1)	14.2m (2)	2:45.50	28.41s	28.65s
6 ULTIMATE EGO	2	4.9m	10.2m (1)	9.8m (2)	2:45.88	28.38s	29.34s
9 SPORTS LOOK	3	6.4m	6.2m (1)	5.2m (2)	2:46.00	28.33s	29.79s
5 BACKPADDOCKJACK	4	8.6m	0.0m (0)	0.0m (0)	2:46.17	28.39s	30.33s
4 SOPHIES SCOOTER	5	12.0m	4.2m (0)	4.0m (0)	2:46.43	28.37s	30.29s
1 CHANCETOWIN	6	13.2m	8.6m (0)	8.8m (0)	2:46.53	28.41s	30.02s
7 JUNGLE SHARK	7	16.2m	13.0m (0)	17.0m (0)	2:46.76	28.69s	29.64s
3 VALDEZZ	8	24.5m	2.0m (1)	3.2m (1)	2:47.41	28.45s	31.27s

## Finish Position and metres gained

First Arrow shows distance gain/loss from 2nd Qtr to 3rd Qtr,  
Second Arrow shows distance gain/loss from 3rd Qtr to Finish  
Blue arrow indicates best gain in these quarters.



Visual positions in race at 2nd Quarter



Visual positions in race at 3rd Quarter



# Wagga Riverina Race 4 Distance 1740m

Friday, 6 February 2026

Gross Time: 2:04.80 MileRate: 1:55.40 LeadTime: 8.80s First Qtr: 30.30s Second Qtr: 31.10s Third Qtr: 28.50s Fourth Qtr: 26.10s

DATA TABLE: 800 / 400 Posi's are position from leader and (how wide the horse was at that position)

NoHorse	Plc	Mar	800 Posi	400 Posi	Time	3rd Qtr	4th Qt
6 ALERT BAY	1	0.0m	4.5m (0)	4.4m (0)	2:04.80	28.48s	25.80s
7 RIDE THE HIGHS	2	1.2m	0.0m (0)	0.0m (0)	2:04.88	28.50s	26.18s
1 BETS ON HEAVEN	3	24.7m	9.0m (0)	8.9m (0)	2:06.50	28.46s	27.20s
3 PIER PRESSURE	4	66.4m	13.0m (0)	17.1m (0)	2:09.37	28.74s	29.51s

## Finish Position and metres gained

First Arrow shows distance gain/loss from 2nd Qtr to 3rd Qtr,  
Second Arrow shows distance gain/loss from 3rd Qtr to Finish  
Blue arrow indicates best gain in these quarters.



8  
0  
0

Visual positions in race at 2nd Quarter



4  
0  
0

Visual positions in race at 3rd Quarter



Powered by



Harness Analyser

Sectional Analysis Software

Not just form | Free Trial

[www.facebook.com/PJHarnessRacing](http://www.facebook.com/PJHarnessRacing)



RISE Digital, Harness Racing Australia nor the provider accepts any responsibility for the completeness or accuracy of any of the information contained herein, and makes no representations about its suitability for any particular purpose. Users should make their own judgements about those matters and/or seek independent advice. You assume all risks associated with use of data provided on this page



# Wagga Riverina Race 5 Distance 1740m

Friday, 6 February 2026

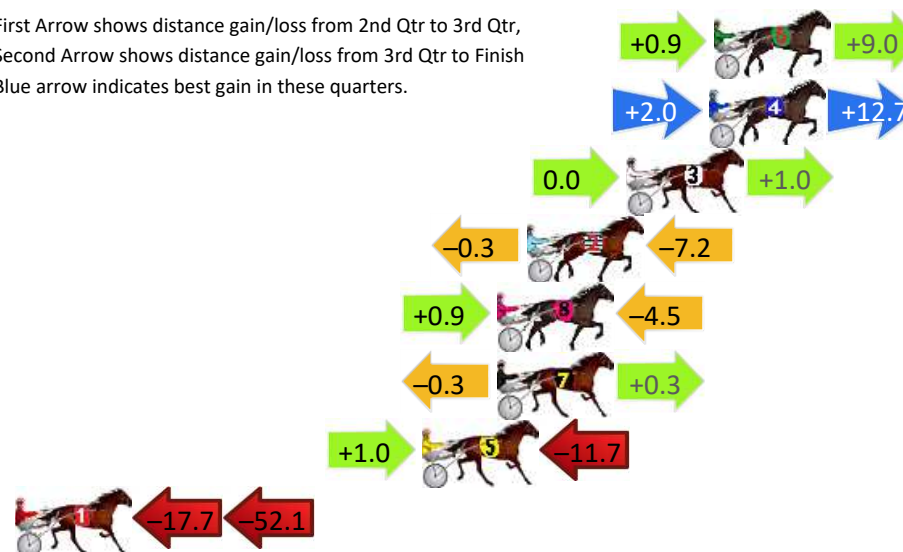
Gross Time: 2:04.50 MileRate: 1:55.10 LeadTime: 8.30s First Qtr: 28.40s Second Qtr: 30.40s Third Qtr: 28.80s Fourth Qtr: 28.60s

DATA TABLE: 800 / 400 Posi's are position from leader and (how wide the horse was at that position)

NoHorse	Plc	Mar	800 Posi	400 Posi	Time	3rd Qtr	4th Qt
6 OUR ROKU	1	0.0m	9.9m (1)	9.0m (2)	2:04.50	28.73s	27.96s
4 MIKI LOCH	2	0.2m	14.9m (1)	12.9m (2)	2:04.52	28.65s	27.70s
3 KEAYANG JIGSAW	3	3.5m	4.5m (0)	4.5m (0)	2:04.76	28.80s	28.54s
2 LOUIS THE LEGEND	4	7.5m	0.0m (0)	0.3m (0)	2:05.06	28.82s	29.14s
8 SAVEEON	5	8.7m	5.1m (1)	4.2m (1)	2:05.15	28.73s	28.95s
7 SARA TA SLOY	6	8.7m	8.7m (0)	9.0m (0)	2:05.15	28.82s	28.61s
5 VIEW THE ART	7	11.7m	1.0m (1)	0.0m (1)	2:05.38	28.73s	29.48s
1 JUST GO JOE	8	84.6m	14.8m (0)	32.5m (0)	2:10.85	30.06s	32.63s

## Finish Position and metres gained

First Arrow shows distance gain/loss from 2nd Qtr to 3rd Qtr,  
Second Arrow shows distance gain/loss from 3rd Qtr to Finish  
Blue arrow indicates best gain in these quarters.



800

Visual positions in race at 2nd Quarter



400

Visual positions in race at 3rd Quarter



# Wagga Riverina Race 6 Distance 1740m

Friday, 6 February 2026



Gross Time: 2:02.60 MileRate: 1:53.40 LeadTime: 8.30s First Qtr: 28.10s Second Qtr: 29.60s Third Qtr: 28.20s Fourth Qtr: 28.40s

DATA TABLE: 800 / 400 Posi's are position from leader and (how wide the horse was at that position)

No	Horse	Plc	Mar	800 Posi	400 Posi	Time	3rd Qtr	4th Qt
9	IM ALRITE	1	0.0m	8.6m (0)	9.7m (0)	2:02.60	28.28s	27.72s
8	EBONY KARALTA	2	0.2m	0.0m (0)	0.0m (0)	2:02.61	28.20s	28.41s
5	JILLIBY RYDER	3	0.8m	4.6m (0)	5.1m (0)	2:02.66	28.24s	28.10s
1	BEACH DELIGHT	4	1.8m	3.0m (1)	2.6m (1)	2:02.73	28.17s	28.35s
7	DONNIE MAC	5	3.9m	7.8m (1)	7.1m (1)	2:02.89	28.15s	28.19s
2	JUDITH GWENDA	6	8.9m	13.1m (0)	15.1m (0)	2:03.26	28.34s	28.00s
3	FRENCH STREET	7	10.6m	16.7m (1)	15.6m (2)	2:03.39	28.13s	28.09s
4	HAPPY TOO YA	8	12.8m	12.4m (1)	11.4m (1)	2:03.55	28.13s	28.55s
6	FE FE ON FIRE	9	13.6m	17.1m (0)	17.9m (1)	2:03.61	28.26s	28.15s
10	LADY OF HOPE	10	95.2m	54.8m (0)	62.3m (0)	2:09.70	28.74s	31.12s

## Finish Position and metres gained

First Arrow shows distance gain/loss from 2nd Qtr to 3rd Qtr, Second Arrow shows distance gain/loss from 3rd Qtr to Finish Blue arrow indicates best gain in these quarters.



# Wagga Riverina Race 7 Distance 1740m

Friday, 6 February 2026

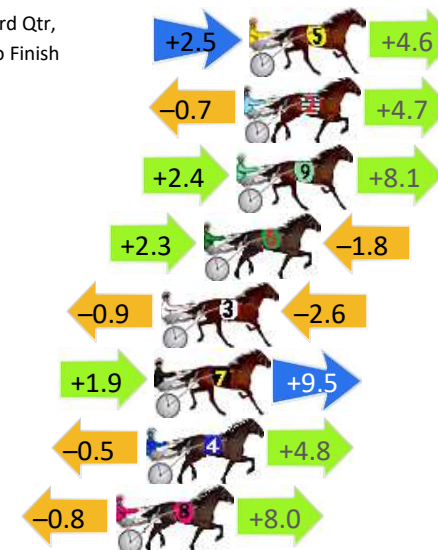
Gross Time: 2:04.40 MileRate: 1:55.00 LeadTime: 8.50s First Qtr: 30.30s Second Qtr: 29.70s Third Qtr: 28.90s Fourth Qtr: 27.00s

DATA TABLE: 800 / 400 Posi's are position from leader and (how wide the horse was at that position)

NoHorse	Plc	Mar	800 Posi	400 Posi	Time	3rd Qtr	4th Qt
5 VIN NUMBER	1	0.0m	7.1m (1)	4.6m (1)	2:04.40	28.71s	26.68s
2 TUKAHA	2	0.2m	4.2m (0)	4.9m (0)	2:04.41	28.94s	26.67s
9 WHEREYABINBOPPIN	3	0.5m	11.0m (1)	8.6m (1)	2:04.44	28.71s	26.44s
6 FASTING	4	1.8m	2.3m (1)	0.0m (1)	2:04.53	28.73s	27.13s
3 HES CHARLIES ANGEL	5	3.5m	0.0m (0)	0.9m (0)	2:04.65	28.96s	27.19s
7 YUKON BE SERIOUS	6	3.8m	15.2m (1)	13.3m (1)	2:04.67	28.73s	26.35s
4 CARLO GAMBINO	7	4.1m	8.4m (0)	8.9m (0)	2:04.69	28.92s	26.67s
8 OCTAGONISE	8	5.3m	12.5m (0)	13.3m (0)	2:04.78	28.92s	26.46s

## Finish Position and metres gained

First Arrow shows distance gain/loss from 2nd Qtr to 3rd Qtr,  
Second Arrow shows distance gain/loss from 3rd Qtr to Finish  
Blue arrow indicates best gain in these quarters.



800

Visual positions in race at 2nd Quarter



400

Visual positions in race at 3rd Quarter



Powered by



Harness Analyser

Sectional Analysis Software

Not just form | Free Trial

[www.facebook.com/PJHarnessRacing](http://www.facebook.com/PJHarnessRacing)



RISE Digital, Harness Racing Australia nor the provider accepts any responsibility for the completeness or accuracy of any of the information contained herein, and makes no representations about its suitability for any particular purpose. Users should make their own judgements about those matters and/or seek independent advice. You assume all risks associated with use of data provided on this page